

US00D763756S

(12) **United States Design Patent**
Enz

(10) **Patent No.:** **US D763,756 S**

(45) **Date of Patent:** **** Aug. 16, 2016**

(54) **VEHICLE MIRROR HEAD WITH MARKER LIGHT**

(71) Applicant: **Lang-Mekra North America, LLC**,
Ridgeway, SC (US)

(72) Inventor: **Andreas Enz**, Columbia, SC (US)

(73) Assignee: **Lang-Mekra North America, LLC**,
Ridgeway, SC (US)

(**) Term: **15 Years**

(21) Appl. No.: **29/528,313**

(22) Filed: **May 28, 2015**

(51) **LOC (10) Cl.** **12-06**

(52) **U.S. Cl.**
USPC **D12/187**

(58) **Field of Classification Search**
USPC D12/187-189, 96; D6/300, 309
CPC B60R 1/076; G02B 7/18; G02B 7/182;
G02B 5/08

See application file for complete search history.

(56) **References Cited**

U.S. PATENT DOCUMENTS

| | | | |
|--------------|---------|-----------------|---------|
| D466,455 S | 12/2002 | Kidd et al. | |
| D513,724 S | 1/2006 | Stenzel | |
| D545,741 S | 7/2007 | Branham | |
| D575,708 S | 8/2008 | Courbon et al. | |
| D578,942 S | 10/2008 | Courbon et al. | |
| D581,334 S | 11/2008 | Courbon et al. | |
| D609,618 S | 2/2010 | Chen | |
| D610,060 S | 2/2010 | Meier et al. | |
| D610,513 S | 2/2010 | Lang et al. | |
| D636,308 S | 4/2011 | Reimchen et al. | |
| D686,126 S | 7/2013 | Balicki et al. | |
| D699,652 S * | 2/2014 | Futschik | D12/187 |

| | | | |
|--------------|---------|-------------|---------|
| D702,608 S | 4/2014 | Hall et al. | |
| D702,610 S | 4/2014 | Hall et al. | |
| D717,704 S * | 11/2014 | Petroff | D12/187 |
| D717,705 S * | 11/2014 | Petroff | D12/187 |
| D726,610 S * | 4/2015 | Gong | D12/187 |
| D730,254 S * | 5/2015 | Glover | D12/187 |
| D741,762 S * | 10/2015 | Song | D12/187 |

* cited by examiner

Primary Examiner — Katrina A Betton

(74) *Attorney, Agent, or Firm* — McNair Law Firm, P.A.;
Seann P. Lahey

(57) **CLAIM**

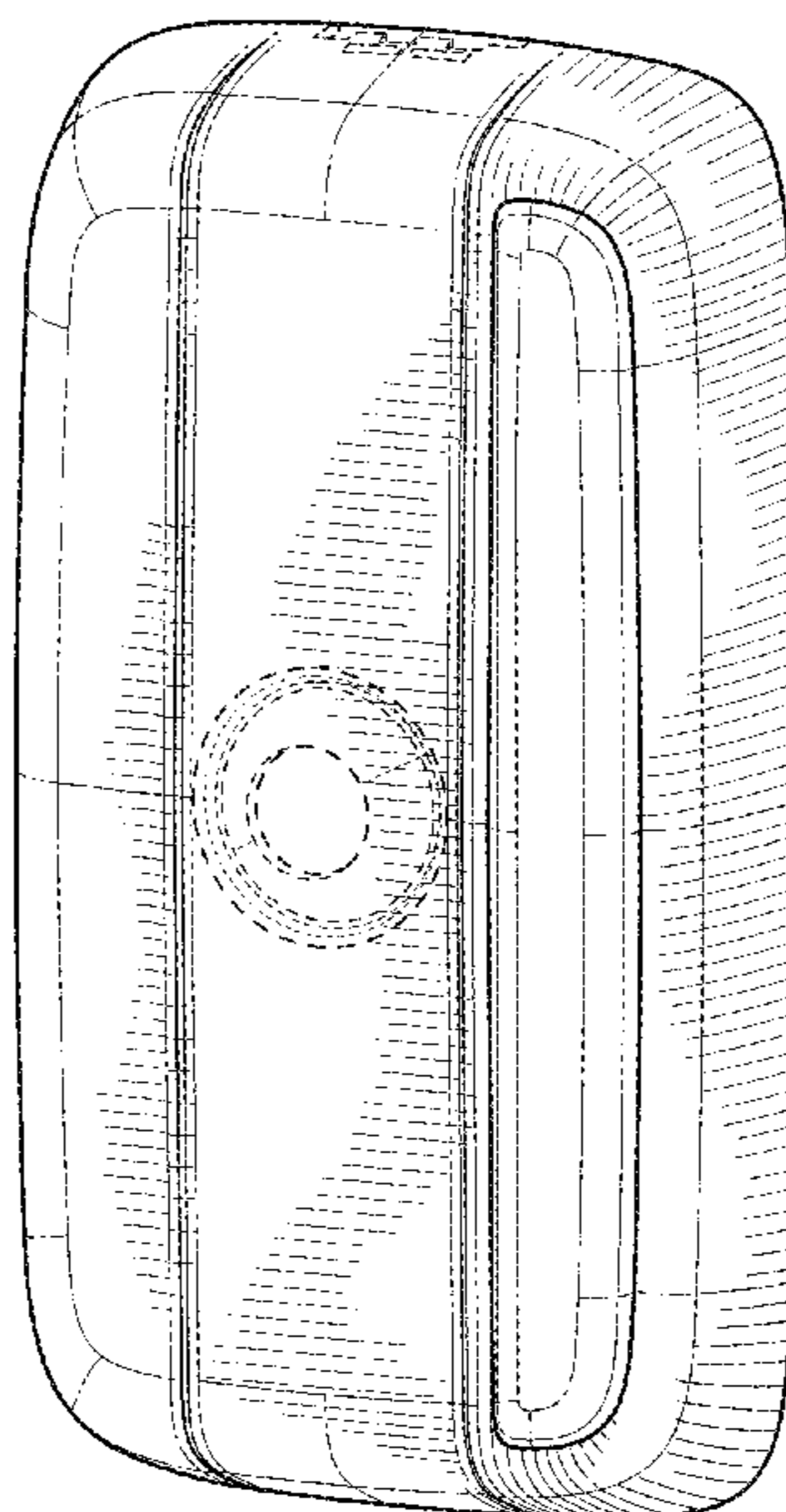
The ornamental design for vehicle mirror head with marker light, as shown and described.

DESCRIPTION

FIG. 1 is front perspective view of the vehicle mirror head with marker light design;
FIG. 2 is a front elevation view of the vehicle mirror head with marker light design;
FIG. 3 is a rear elevation view of the vehicle mirror head with marker light design;
FIG. 4 is a left side elevation view of the vehicle mirror head with marker light design;
FIG. 5 is a right side elevation view of the vehicle mirror head with marker light design;
FIG. 6 is a top plan view of the vehicle mirror head with marker light design; and,
FIG. 7 is a bottom plan view of the vehicle mirror head with marker light design.

In the drawings, the broken line disclosures depicting mirror glass securing elements and a central mounting portion form no part of the claimed design.

1 Claim, 3 Drawing Sheets



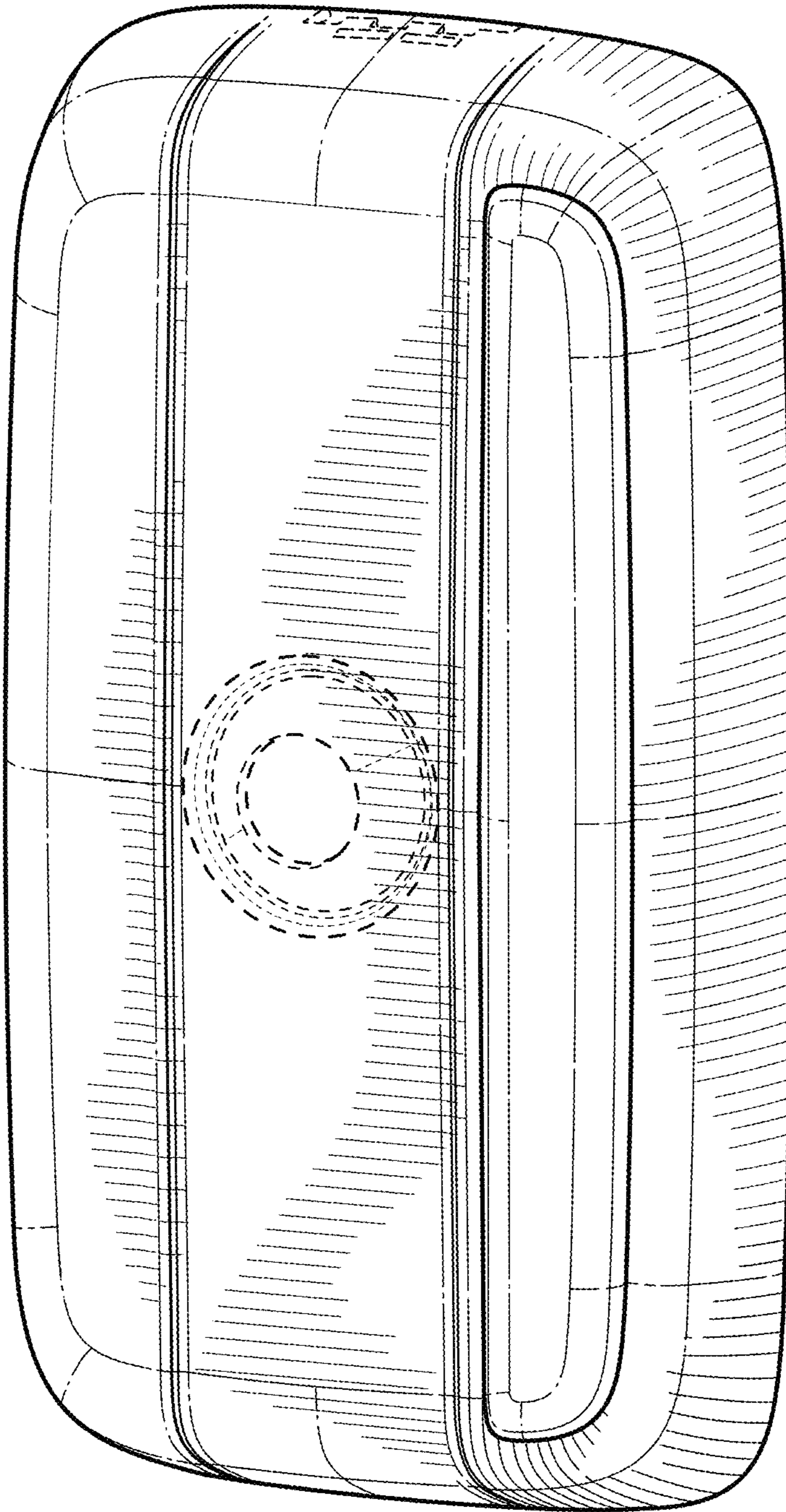


Fig. 1

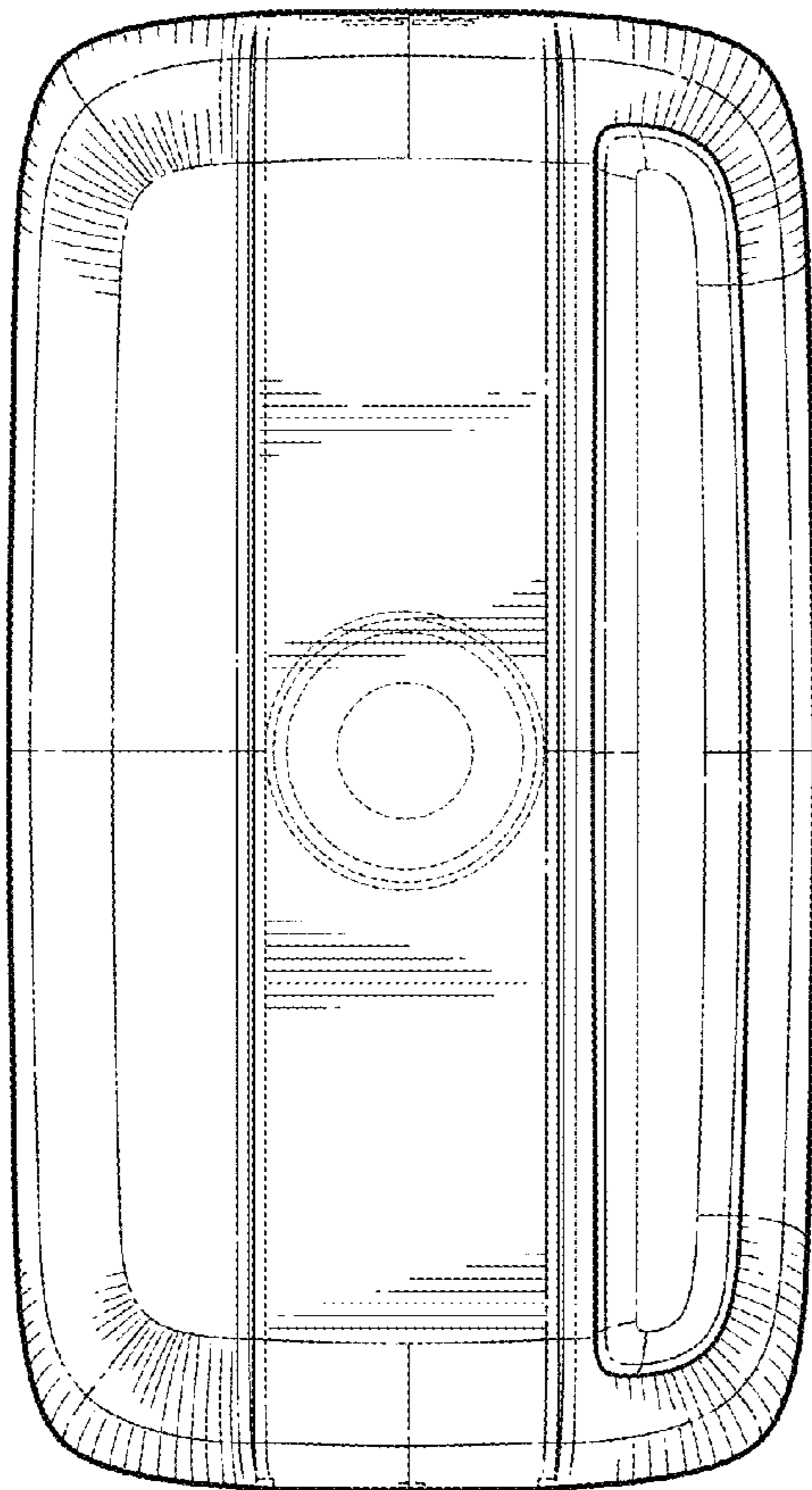


Fig. 2




Fig. 3

