



US00D763750S

(12) **United States Design Patent**
Wheel

(10) **Patent No.:** **US D763,750 S**

(45) **Date of Patent:** **** Aug. 16, 2016**

(54) **VEHICLE COMPONENT**

(71) Applicant: **Jaguar Land Rover Limited**, Coventry (GB)

(72) Inventor: **Andrew Wheel**, Coventry (GB)

(73) Assignee: **Jaguar Land Rover Limited** (GB)

(**) Term: **14 Years**

(21) Appl. No.: **29/515,276**

(22) Filed: **Jan. 21, 2015**

(30) **Foreign Application Priority Data**

Jul. 22, 2014	(EM)	002507228
Jul. 22, 2014	(EM)	002507293
Jul. 22, 2014	(EM)	002508853

(51) **LOC (10) Cl.** **12-08**

(52) **U.S. Cl.**
USPC **D12/181**

(58) **Field of Classification Search**
USPC D12/181, 191, 196, 400, 190, 88
CPC B60R 13/04; B60R 13/02
See application file for complete search history.

(56) **References Cited**

U.S. PATENT DOCUMENTS

5,211,438 A *	5/1993	Snow	B60J 11/08	150/168
D387,469 S *	12/1997	Saleen	D26/139	
5,879,044 A *	3/1999	Stufano	B60J 1/2094	160/370.21
D432,063 S *	10/2000	Sunday, Jr.	D12/190	
D713,597 S *	9/2014	Rupar	D26/139	

* cited by examiner

Primary Examiner — Katrina A Betton

(74) *Attorney, Agent, or Firm* — Fishman Stewart PLLC

(57) **CLAIM**

The ornamental design for a vehicle component, as shown and described.

DESCRIPTION

FIG. 1 is a front perspective view of a vehicle component; FIG. 2 is a rear perspective view of a vehicle component; FIG. 3 is a front view of a vehicle component; FIG. 4 is a rear view of a vehicle component; FIG. 5 is an outboard side view of a vehicle component; FIG. 6 is an inboard side view of a vehicle component; FIG. 7 is a top view of a vehicle component; and, FIG. 8 is a supplemental front perspective view of a vehicle component in the installed position on vehicle. Portions of FIG. 8 shown in diagonal lines are for illustrative purposes only and form no part of the claimed design.

1 Claim, 5 Drawing Sheets






FIG. 1




FIG. 2




FIG. 3




FIG. 4




FIG. 5




FIG. 6

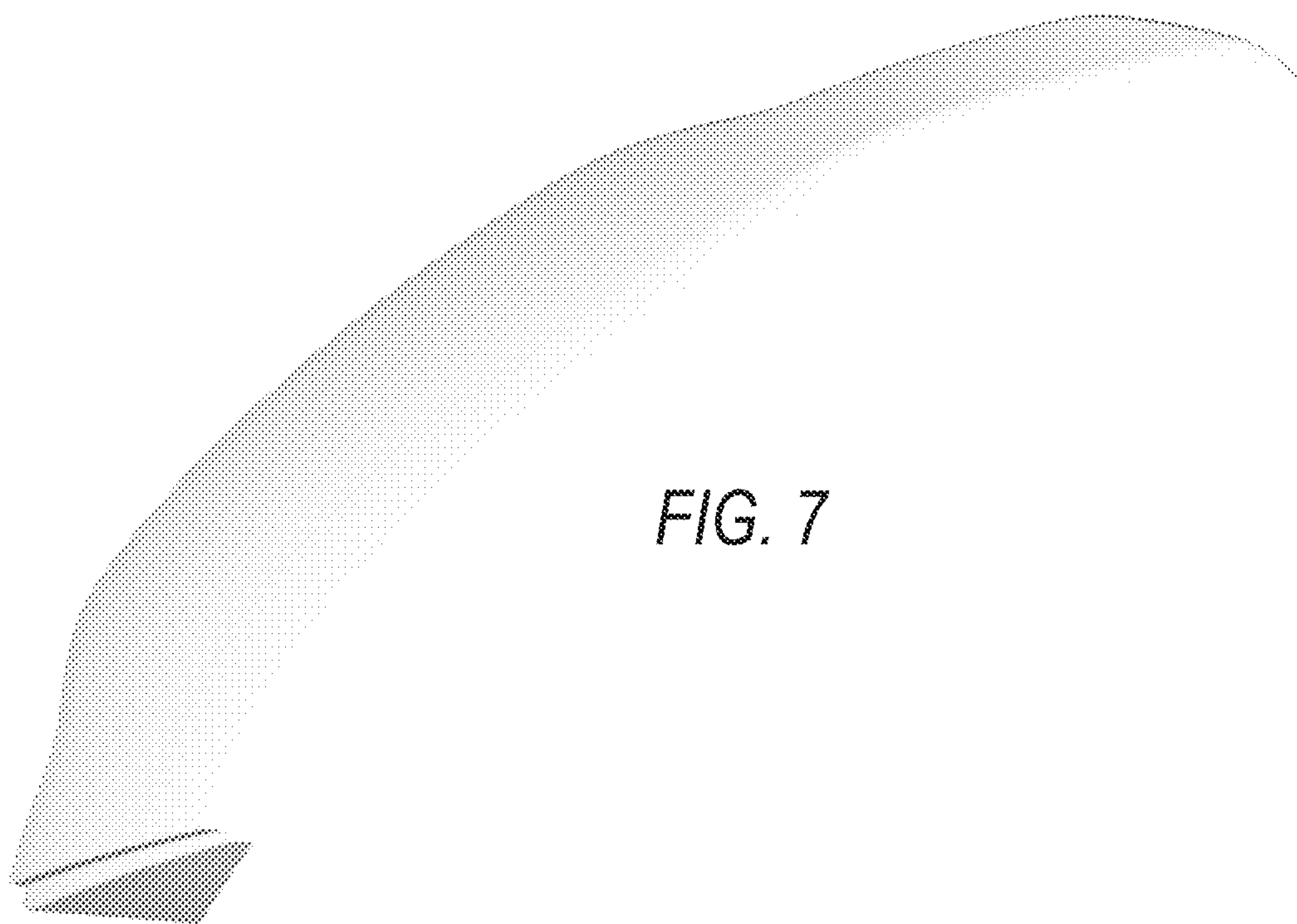


FIG. 7

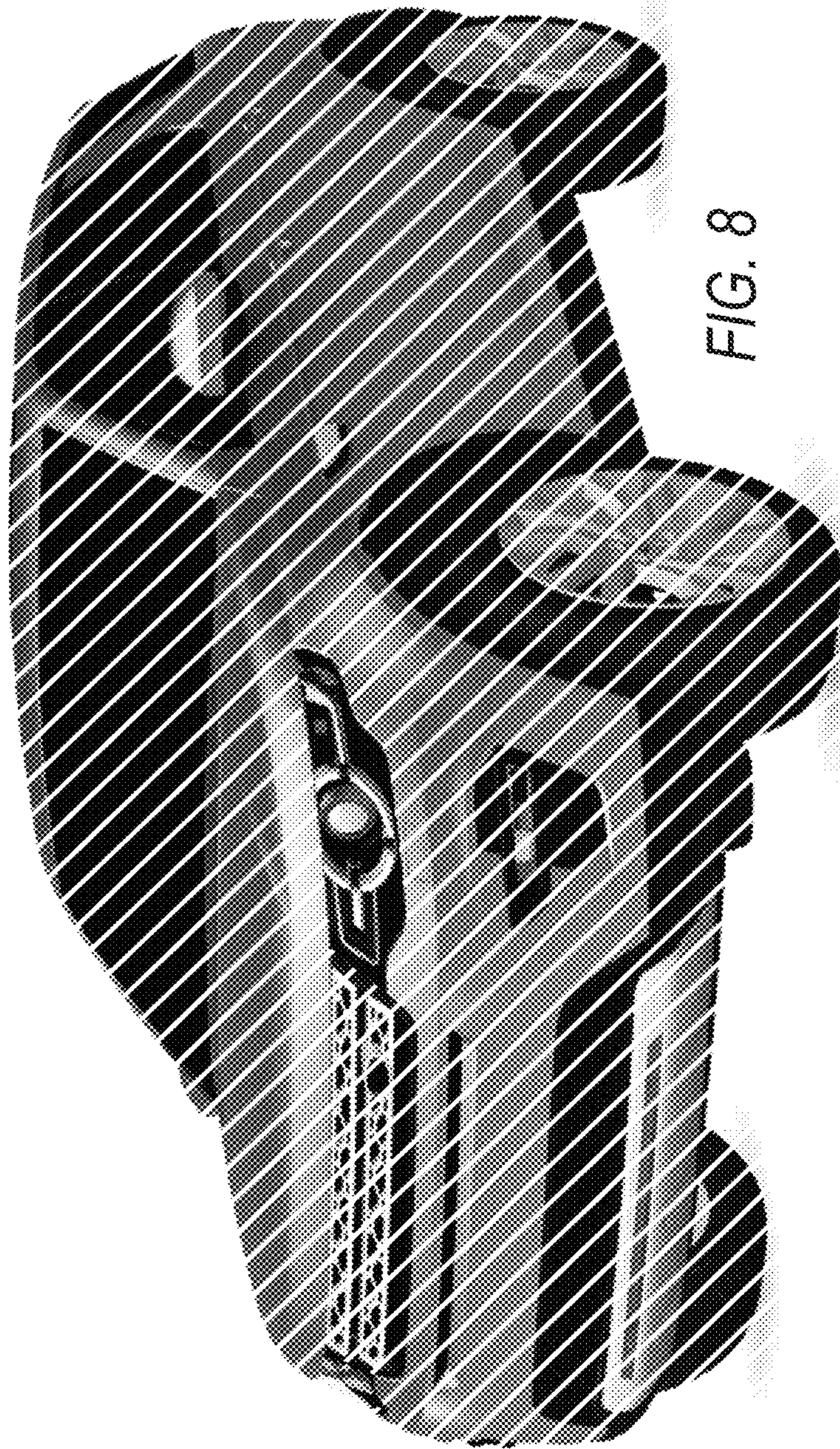


FIG. 8