



US00D763746S

(12) **United States Design Patent**  
**Tsutamori**

(10) **Patent No.:** **US D763,746 S**

(45) **Date of Patent:** **\*\* Aug. 16, 2016**

(54) **REAR BUMPER FOR AUTOMOBILE**

(71) Applicant: **Honda Motor Co., Ltd.**, Tokyo (JP)

(72) Inventor: **Daisuke Tsutamori**, Waka (JP)

(73) Assignee: **Honda Motor Co., Ltd.**, Tokyo (JP)

(\*\*) Term: **14 Years**

(21) Appl. No.: **29/520,568**

(22) Filed: **Mar. 16, 2015**

(30) **Foreign Application Priority Data**

Sep. 24, 2014 (JP) ..... 2014-021104

(51) **LOC (10) Cl.** ..... **12-16**

(52) **U.S. Cl.**  
USPC ..... **D12/169**

(58) **Field of Classification Search**  
USPC ..... D12/169, 216, 90-92, 86, 171, 196,  
D12/163; 293/102, 113, 115, 117, 120;  
296/180.1, 180.2  
CPC .. B60R 19/52; B60R 2019/25; B60R 25/0845  
See application file for complete search history.

(56) **References Cited**

**U.S. PATENT DOCUMENTS**

D690,630 S \* 10/2013 Kazama ..... D12/169  
D700,114 S \* 2/2014 Wada ..... D12/169

D705,139 S \* 5/2014 Jevremovic ..... D12/169  
D715,708 S \* 10/2014 Mays ..... D12/169  
D718,680 S \* 12/2014 Galante ..... D12/169  
D721,306 S \* 1/2015 George ..... D12/169  
D721,625 S \* 1/2015 George ..... D12/169  
D725,009 S \* 3/2015 Hirai ..... D12/169  
D725,010 S \* 3/2015 Takei ..... D12/169  
D733,624 S \* 7/2015 Morikawa ..... D12/169  
D735,097 S \* 7/2015 Nissl ..... D12/169  
D740,186 S \* 10/2015 Gunnarson ..... D12/169  
D749,473 S \* 2/2016 Lee ..... D12/169

\* cited by examiner

*Primary Examiner* — Melody N Brown

(74) *Attorney, Agent, or Firm* — Plumsea Law Group, LLC

(57) **CLAIM**

The ornamental design for a rear bumper for automobile, as shown and described.

**DESCRIPTION**

FIG. 1 is a perspective view from the front side of a rear bumper for automobile.  
FIG. 2 is a front elevation view thereof.  
FIG. 3 is a top plan view thereof.  
FIG. 4 is a bottom plan view thereof.  
FIG. 5 is a right side elevation view thereof; and,  
FIG. 6 is a left side elevation view thereof.  
The broken lines shown in the drawings illustrate portions of the rear bumper that form no part of claimed design.

**1 Claim, 6 Drawing Sheets**

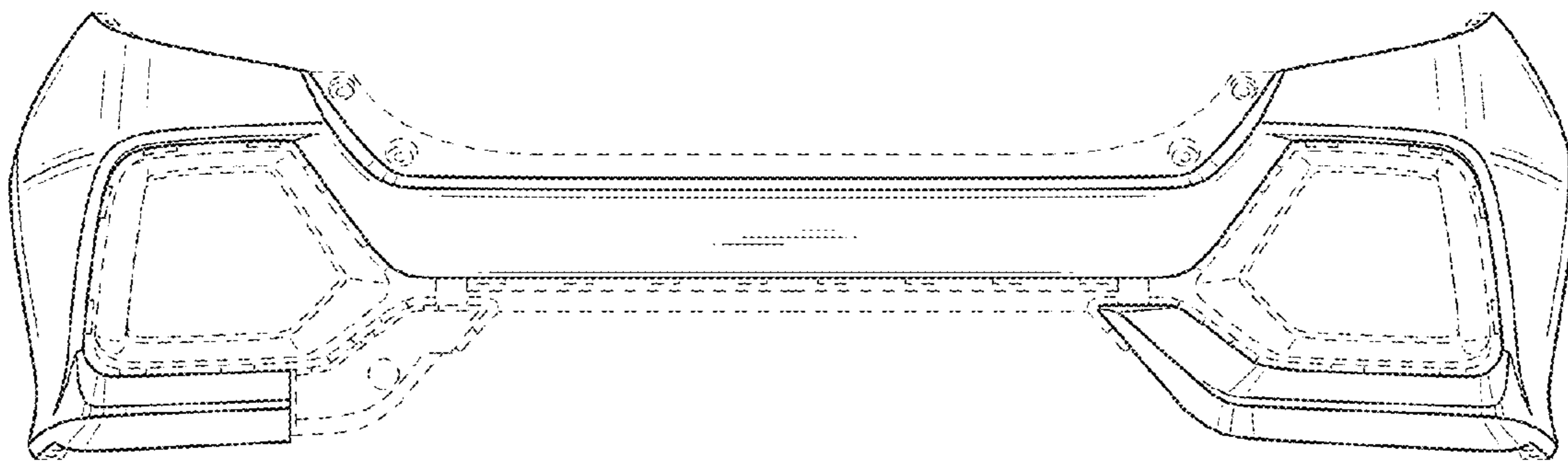


FIG. 1

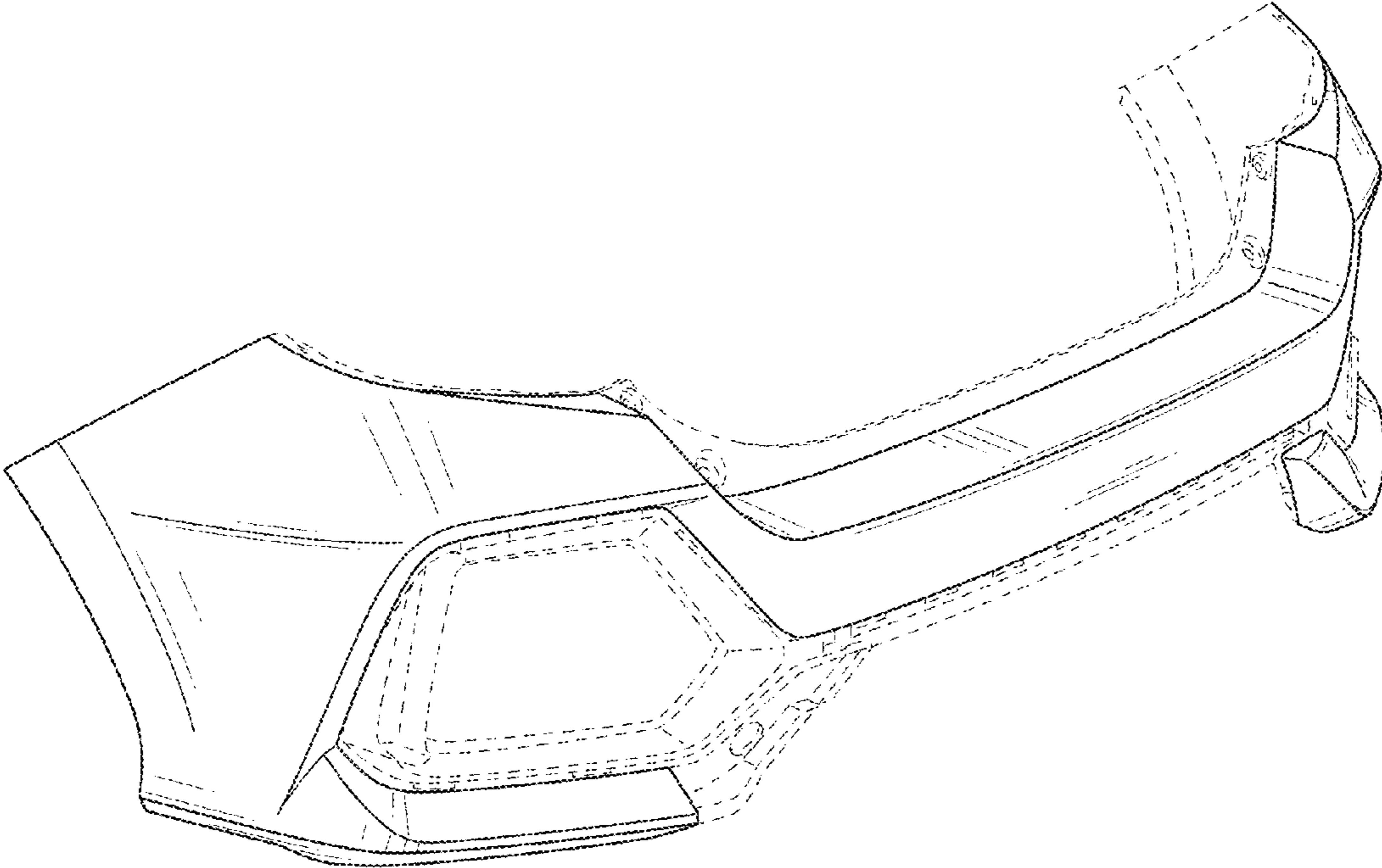


FIG. 2

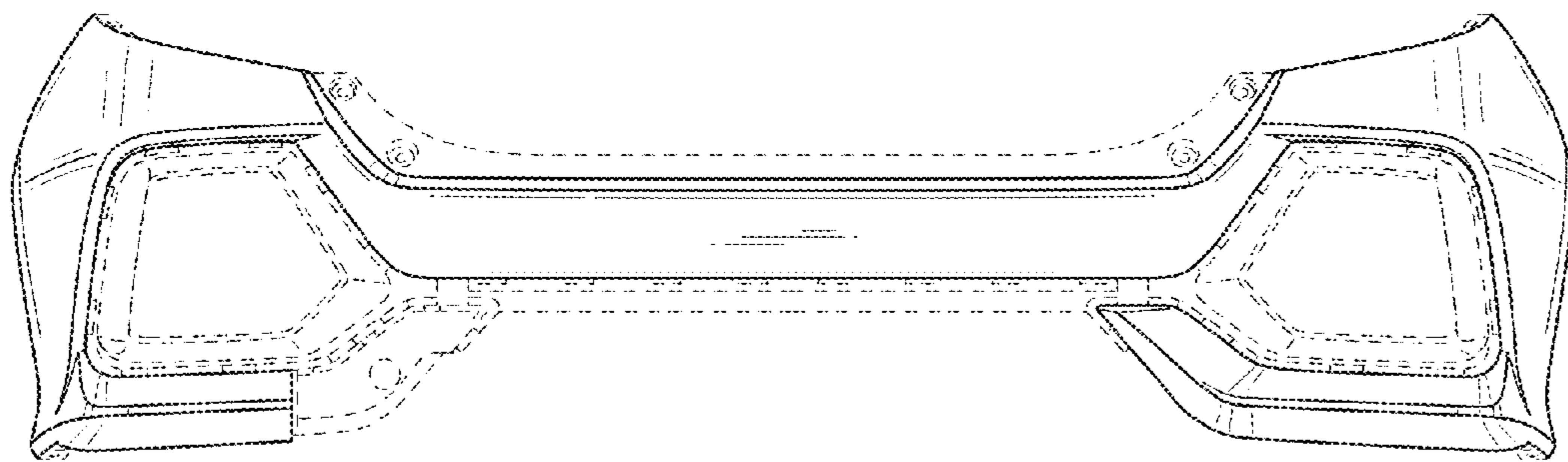


FIG. 3

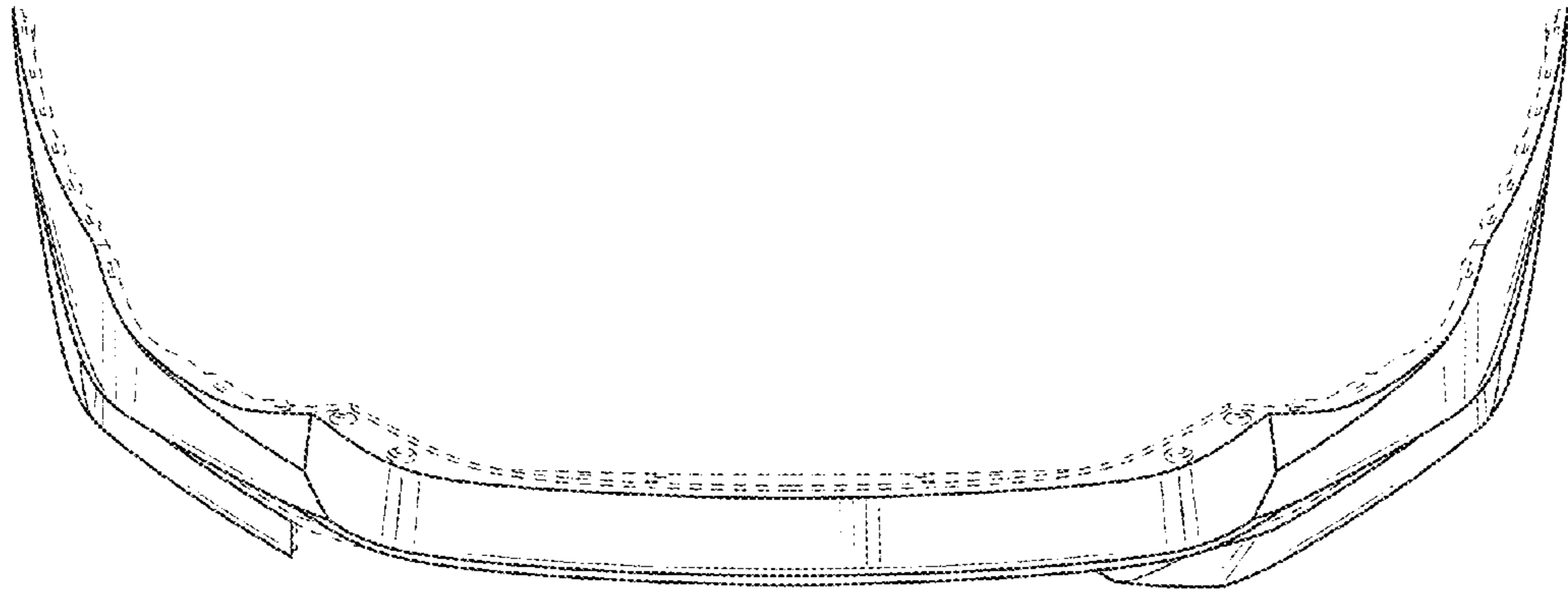


FIG. 4




FIG. 5

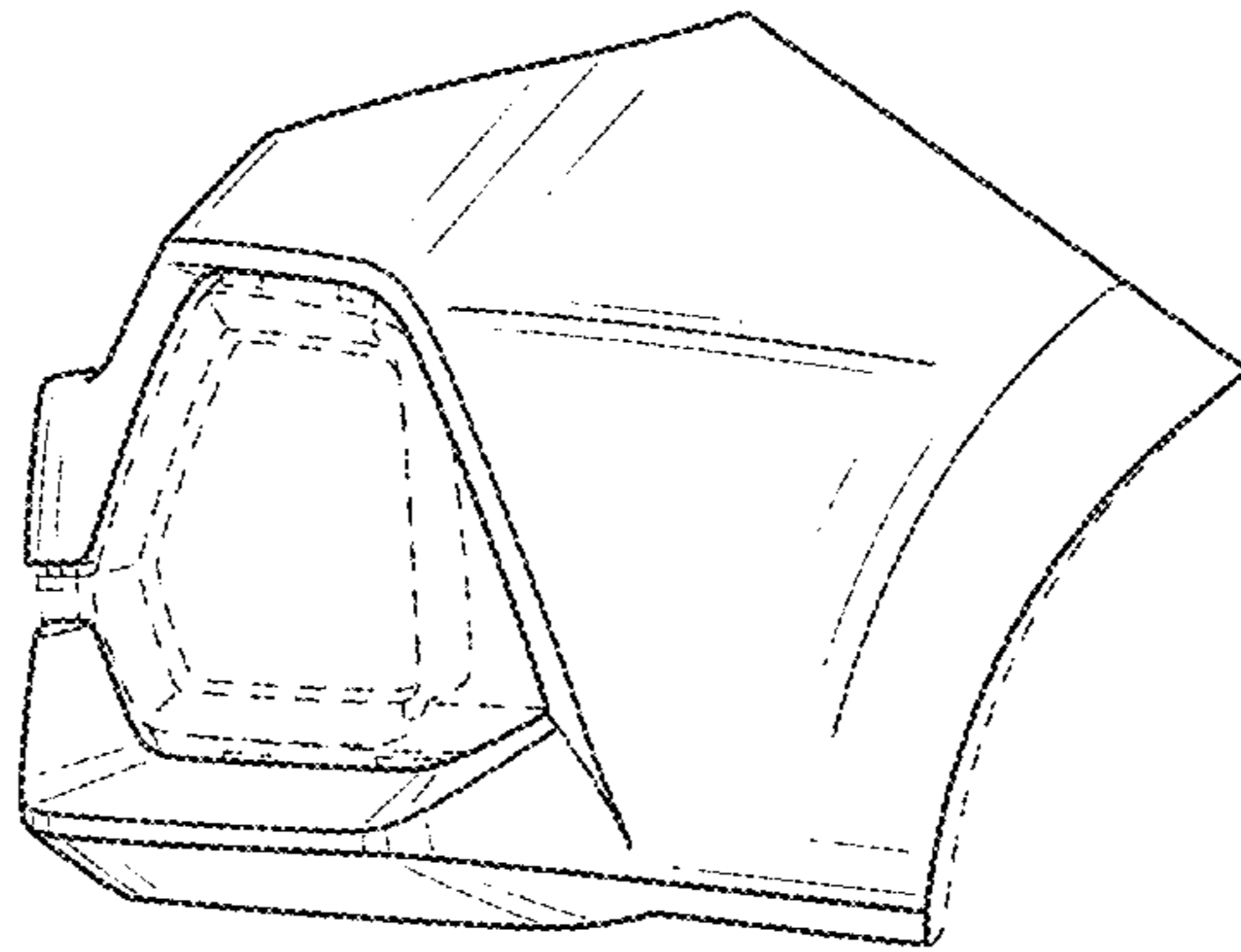


FIG. 6

