



US00D763727S

(12) **United States Design Patent**
Hung

(10) **Patent No.:** **US D763,727 S**

(45) **Date of Patent:** **** Aug. 16, 2016**

(54) **CHRISTMAS DECORATION**

(71) Applicant: **Ming-Shun Hung**, Tainan (TW)

(72) Inventor: **Ming-Shun Hung**, Tainan (TW)

(**) Term: **14 Years**

(21) Appl. No.: **29/522,557**

(22) Filed: **Mar. 31, 2015**

(51) **LOC (10) Cl.** **11-04**

(52) **U.S. Cl.**
USPC **D11/118**

(58) **Field of Classification Search**
USPC D11/117, 118, 121, 125, 131, 132, 133,
D11/157; 428/7, 8, 9, 12, 15, 18, 19, 20
CPC A47G 33/04; A47G 33/06; A47G 33/08;
A47G 33/12; B44C 5/00; B44C 5/06
See application file for complete search history.

(56) **References Cited**

U.S. PATENT DOCUMENTS

D178,189 S *	7/1956	Gunter	D11/118
D180,969 S *	9/1957	Swearingen	D11/118
D181,644 S *	12/1957	Handschin	D11/118
D216,472 S *	1/1970	Lovas	273/282.1
D231,250 S *	4/1974	Klassen	D11/118
D231,837 S *	6/1974	Kors	D11/118
D231,838 S *	6/1974	Kors	D11/117
D246,832 S *	1/1978	Campbell	D11/118
4,435,452 A *	3/1984	Hernandez	A47G 33/06 156/297
4,937,107 A *	6/1990	Mirisch, Sr.	A47G 33/06 362/123

D323,195 S *	1/1992	Gehlbach	D11/118
D327,232 S *	6/1992	Winn	428/11
5,338,585 A *	8/1994	Fraus	A47G 33/06 362/123
5,639,521 A *	6/1997	Fraus	A47G 33/06 362/123
D387,303 S *	12/1997	Hansen	D11/118
D387,699 S *	12/1997	Chen	428/18
D413,831 S *	9/1999	Grounds	D11/118
D456,303 S *	4/2002	Bunch	D11/118
D462,031 S *	8/2002	Ng	D11/118
D486,754 S *	2/2004	Shiratori	D11/118
D528,037 S *	9/2006	Steiger	D11/118
D558,530 S *	1/2008	McDavitt	D11/118

* cited by examiner

Primary Examiner — Elizabeth J Oswecki

(74) *Attorney, Agent, or Firm* — Muncy, Geissler, Olds & Lowe, P.C.



(57) **CLAIM**

The ornamental design for a Christmas decoration, as shown and described.

DESCRIPTION

FIG. 1 is a perspective view of a Christmas decoration showing my new design;
FIG. 2 is a front view thereof;
FIG. 3 is a rear view thereof;
FIG. 4 is a left side view thereof;
FIG. 5 is a right side view thereof;
FIG. 6 is a top plan view thereof; and,
FIG. 7 is a bottom plan view thereof.

1 Claim, 5 Drawing Sheets






FIG. 1




FIG. 2




FIG. 3

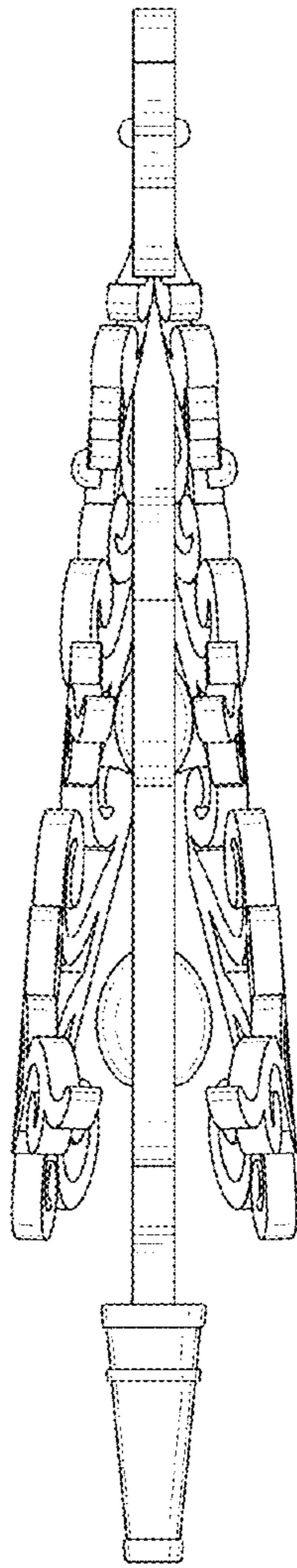


FIG. 4

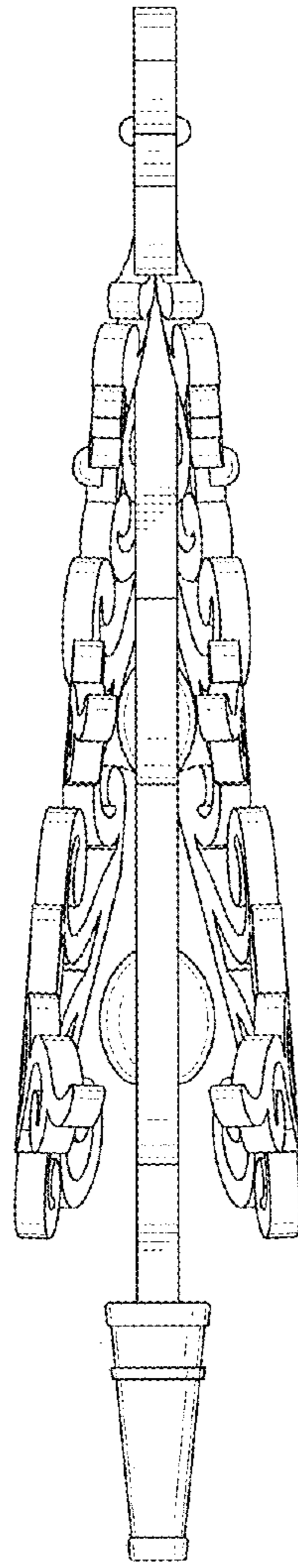


FIG. 5

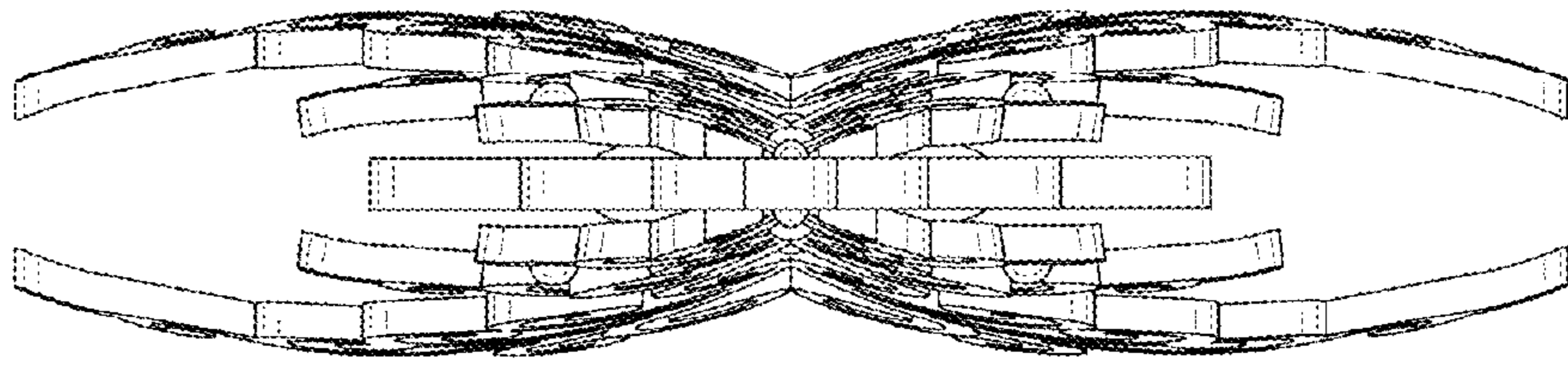


FIG. 6

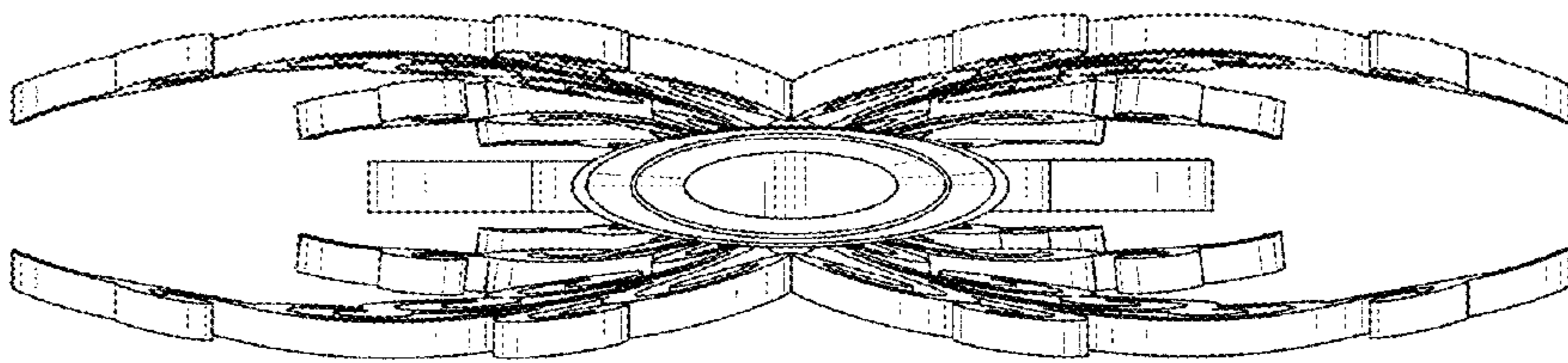


FIG. 7