



US00D763724S

(12) **United States Design Patent**
Akana et al.

(10) **Patent No.:** **US D763,724 S**
(45) **Date of Patent:** **** Aug. 16, 2016**

(54) **BAND ATTACHMENT**

- (71) Applicant: **Apple Inc.**, Cupertino, CA (US)
- (72) Inventors: **Jody Akana**, San Francisco, CA (US);
Bartley K. Andre, Palo Alto, CA (US);
Shota Aoyagi, San Francisco, CA (US);
Anthony Michael Ashcroft, San Francisco, CA (US); **Jeremy Bataillou**, San Francisco, CA (US); **Daniel J. Coster**, San Francisco, CA (US);
Daniele De Iuliis, San Francisco, CA (US); **M. Evans Hankey**, San Francisco, CA (US); **Julian Hoenig**, San Francisco, CA (US); **Richard P. Howarth**, San Francisco, CA (US); **Jonathan P. Ive**, San Francisco, CA (US); **Duncan Robert Kerr**, San Francisco, CA (US);
Marc A. Newson, London (GB); **Matthew Dean Rohrbach**, San Francisco, CA (US); **Peter Russell-Clarke**, San Francisco, CA (US); **Benjamin Andrew Shaffer**, San Jose, CA (US); **Mikael Silvanto**, San Francisco, CA (US); **Christopher J. Stringer**, Woodside, CA (US); **Eugene Antony Whang**, San Francisco, CA (US); **Rico Zörkendörfer**, San Francisco, CA (US)
- (73) Assignee: **Apple Inc.**, Cupertino, CA (US)
- (**) Term: **14 Years**
- (21) Appl. No.: **29/519,115**
- (22) Filed: **Mar. 2, 2015**

Related U.S. Application Data

- (63) Continuation of application No. 29/499,068, filed on Aug. 11, 2014, now Pat. No. Des. 748,009.
- (51) **LOC (10) Cl.** **11-01**
- (52) **U.S. Cl.**
USPC **D11/94**
- (58) **Field of Classification Search**
USPC D11/1–25, 32, 93, 94; 59/78, 79.2; 63/1.11, 3, 3.1, 3.2, 5.1, 5.2, 7–11; 224/175; D10/30–32

CPC A44C 5/02–5/246
See application file for complete search history.

(56) **References Cited**

U.S. PATENT DOCUMENTS

3,030,686 A 4/1962 Burkhardt
3,665,565 A 5/1972 Kruger

(Continued)

FOREIGN PATENT DOCUMENTS

EP 2636328 A1 9/2013
GB 618917 A 3/1949

(Continued)

OTHER PUBLICATIONS

etsy.com, “1 Set Silver End Cap Clasp—Findings Large Toggle Clasp End Caps Buckle Connector with Five Inside Loops for Jewelry Making 26mm,” <<http://www.etsy.com/listing/101269004/1-set-silver-end-cap-clasp-findings?ref=market>>, Listed on Aug. 29, 2014, accessed Oct. 9, 2014.

(Continued)

Primary Examiner — Zenia Bennett

(74) *Attorney, Agent, or Firm* — Sterne, Kessler, Goldstein & Fox P.L.L.C.

(57) **CLAIM**

The ornamental design for a band attachment, as shown and described.

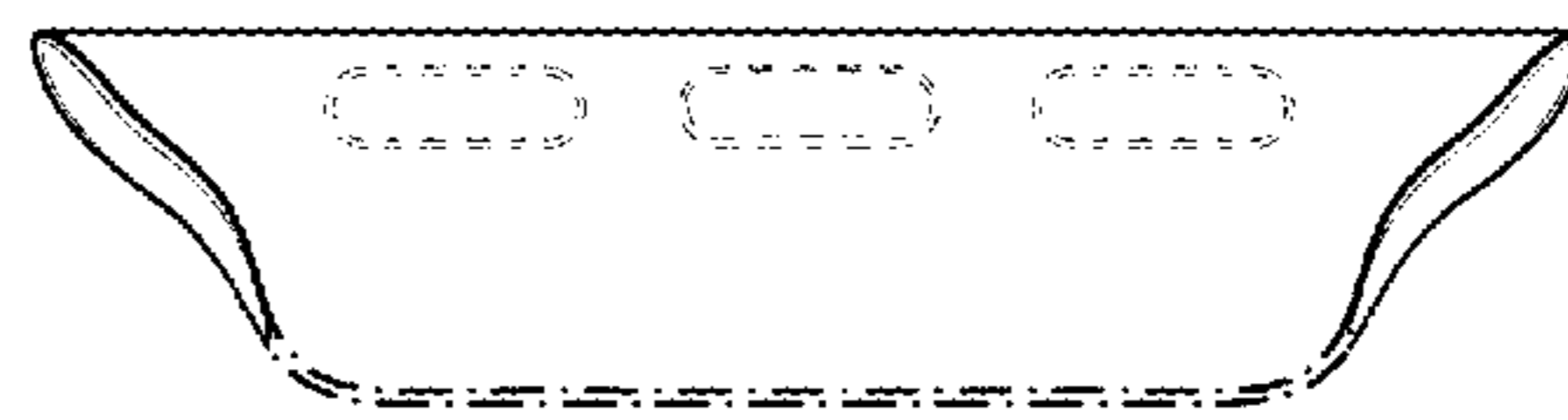
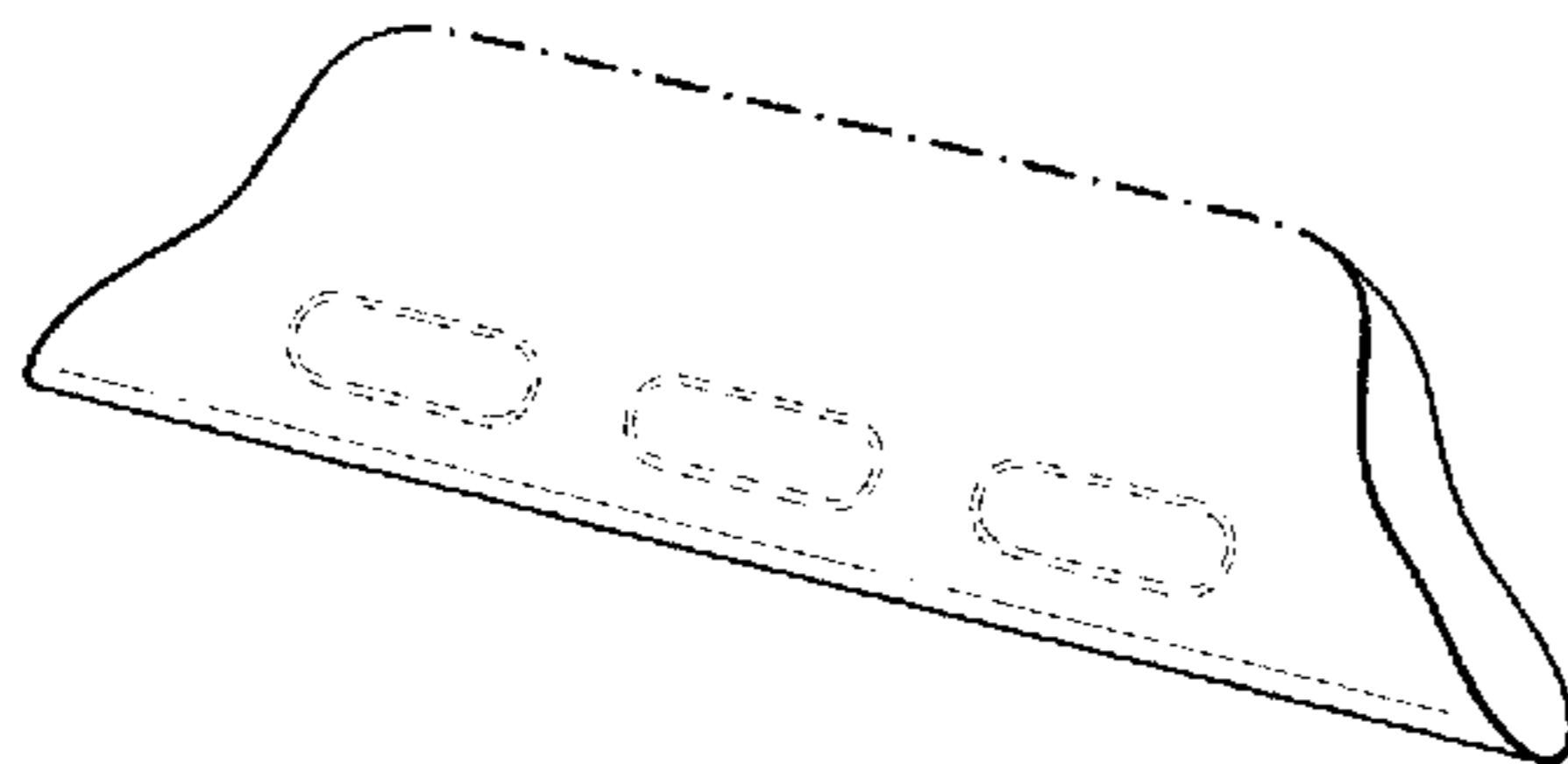
DESCRIPTION

FIG. 1 is a bottom front perspective view of a band attachment showing our new design;
FIG. 2 is a top rear perspective view thereof;
FIG. 3 is a front view thereof;
FIG. 4 is a rear view thereof;
FIG. 5 is a left side view thereof;
FIG. 6 is a right side view thereof;
FIG. 7 is a bottom view thereof; and,
FIG. 8 is a top view thereof.

The broken lines in the Figures show portions of the band attachment that form no part of the claimed design.

The dot-dash lines in the Figures show boundaries that form no part of the claimed design.

1 Claim, 4 Drawing Sheets



(56)

References Cited

OTHER PUBLICATIONS

U.S. PATENT DOCUMENTS

3,675,284	A	7/1972	Rieth	
3,965,670	A *	6/1976	Ihringer	A44C 5/14 224/175
5,363,351	A	11/1994	Carney	
D473,818	S	4/2003	Salvisberg	
D494,098	S	8/2004	Cohen	
8,601,784	B2	12/2013	Kaltenrieder	
D724,469	S	3/2015	Akana et al.	
D727,197	S	4/2015	Akana et al.	
D727,198	S	4/2015	Akana et al.	
D727,199	S	4/2015	Akana et al.	
D727,787	S *	4/2015	Akana	D11/94
D731,346	S *	6/2015	Akana	D11/3
D747,234	S *	1/2016	Akana	D11/3
D748,008	S *	1/2016	Akana	D11/94
D748,009	S *	1/2016	Akana	D11/94
D748,010	S *	1/2016	Akana	D11/94
D748,527	S *	2/2016	Akana	D11/94
D749,450	S *	2/2016	Akana	D11/3
D749,460	S *	2/2016	Akana	D11/94
D749,977	S *	2/2016	Akana	D11/3
D750,524	S *	3/2016	Akana	D11/3
D750,525	S *	3/2016	Akana	D11/3
2014/0096345	A1	4/2014	Tschumi	
2014/0098649	A1	4/2014	Tschumi	

FOREIGN PATENT DOCUMENTS

GB		2082277	5/1984
WO		2013182397 A1	12/2013

Design U.S. Appl. No. 29/498,987, filed Aug. 11, 2014.
 Design U.S. Appl. No. 29/498,996, filed Aug. 11, 2014.
 Design U.S. Appl. No. 29/499,052, filed Aug. 11, 2014.
 Design U.S. Appl. No. 29/499,061, filed Aug. 11, 2014.
 Design U.S. Appl. No. 29/499,067, filed Aug. 11, 2014.
 Design U.S. Appl. No. 29/499,068, filed Aug. 11, 2014.
 Design U.S. Appl. No. 29/499,069, filed Aug. 11, 2014.
 Design U.S. Appl. No. 29/499,080, filed Aug. 11, 2014.
 Design U.S. Appl. No. 29/499,081, filed Aug. 11, 2014.
 Design U.S. Appl. No. 29/499,082, filed Aug. 11, 2014.
 Design U.S. Appl. No. 29/499,088, filed Aug. 11, 2014.
 Design U.S. Appl. No. 29/499,090, filed Aug. 11, 2014.
 Design U.S. Appl. No. 29/499,091, filed Aug. 11, 2014.
 Design U.S. Appl. No. 29/501,152, filed Sep. 2, 2014.
 Design U.S. Appl. No. 29/501,624, filed Sep. 5, 2014.
 Design U.S. Appl. No. 29/501,720, filed Sep. 8, 2014.
 Design U.S. Appl. No. 29/501,722, filed Sep. 8, 2014.
 Design U.S. Appl. No. 29/501,723, filed Sep. 8, 2014.
 Design U.S. Appl. No. 29/501,733, filed Sep. 8, 2014.
 Design U.S. Appl. No. 29/501,737, filed Sep. 8, 2014.
 Design U.S. Appl. No. 29/501,746, filed Sep. 8, 2014.
 Design U.S. Appl. No. 29/501,759, filed Sep. 8, 2014.
 Design U.S. Appl. No. 29/501,760, filed Sep. 8, 2014.
 Design U.S. Appl. No. 29/501,772, filed Sep. 8, 2014.

* cited by examiner

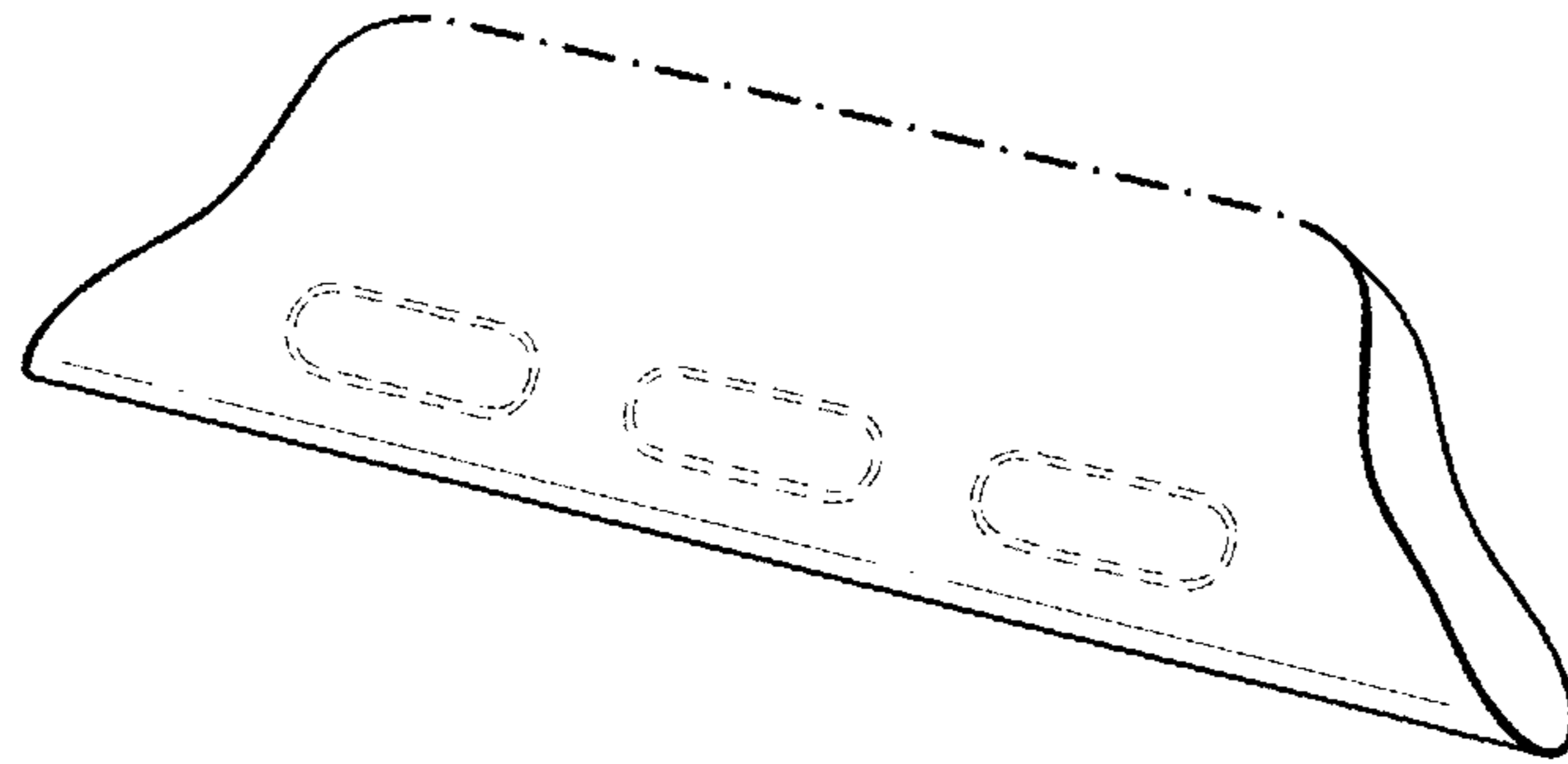


FIG. 1

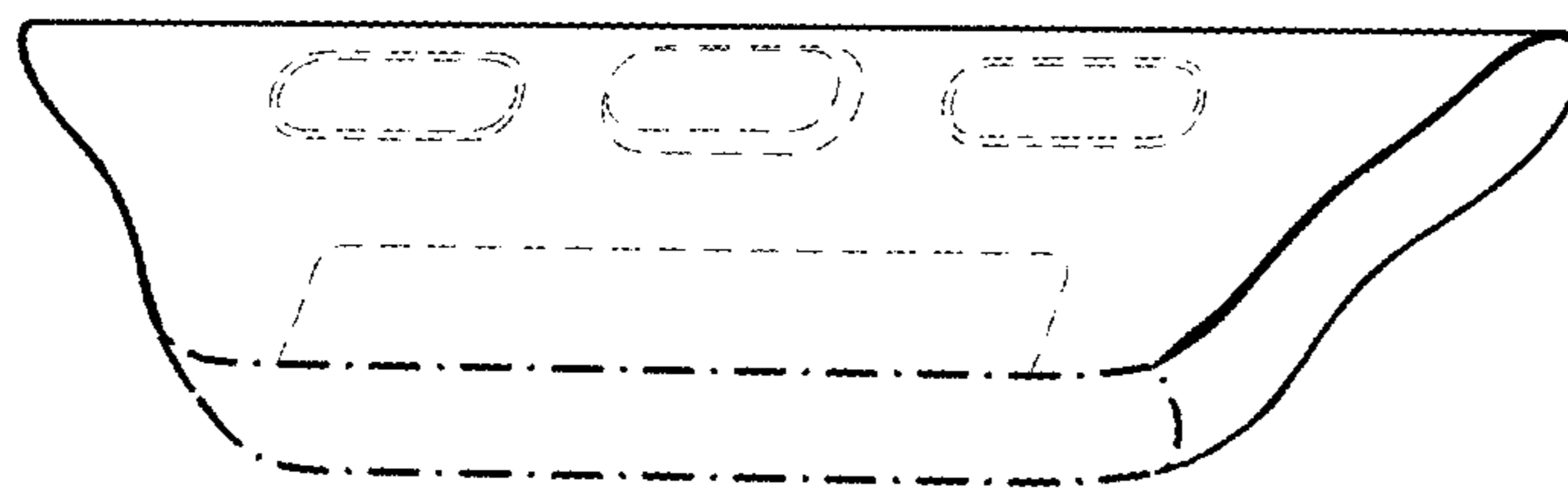


FIG. 2

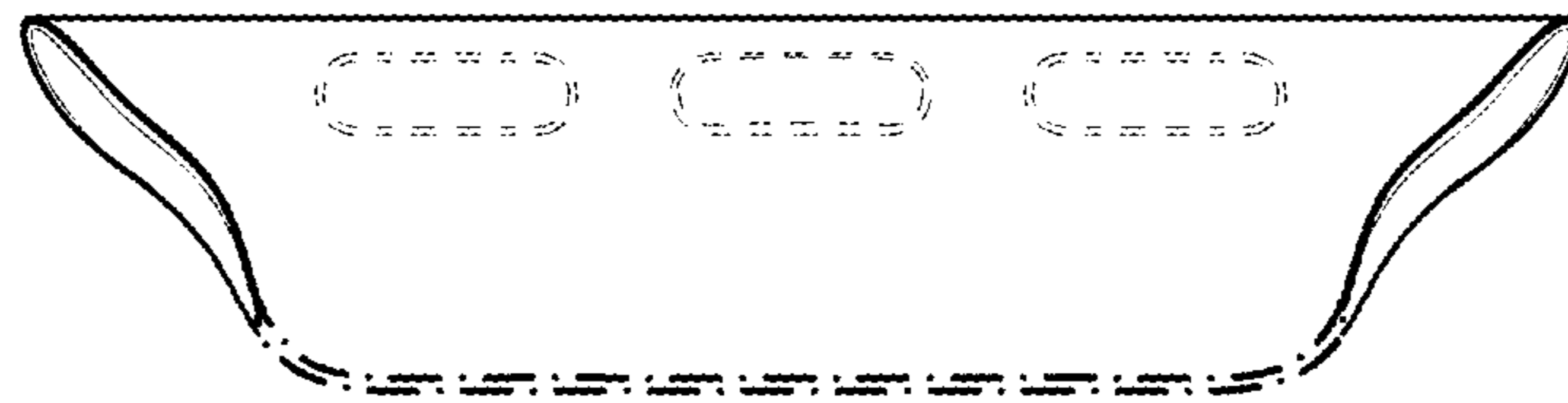


FIG. 3

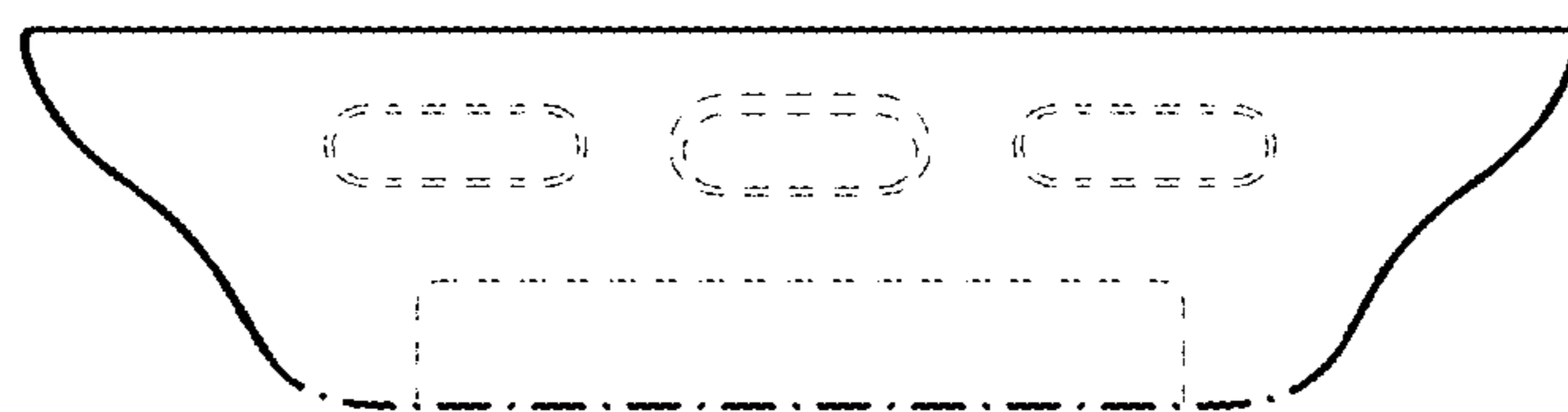


FIG. 4



FIG. 5



FIG. 6



FIG. 7

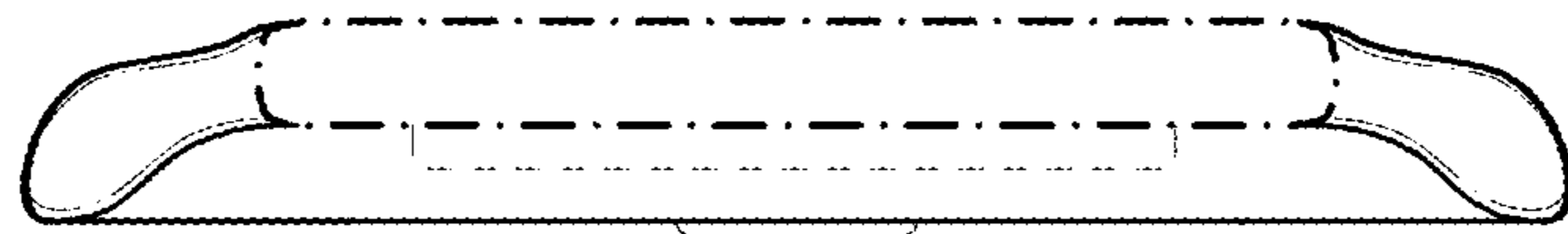


FIG. 8