



US00D763682S

(12) **United States Design Patent**  
**Lavigne**

(10) **Patent No.:** **US D763,682 S**

(45) **Date of Patent:** **\*\* Aug. 16, 2016**

(54) **GOLF BALL PACKAGE**

(71) Applicant: **Acushnet Company**, Fairhaven, MA  
(US)

(72) Inventor: **Richard C. Lavigne**, Dobbs Ferry, NY  
(US)

(73) Assignee: **Acushnet Company**, Fairhaven, MA  
(US)

(\*\*) Term: **14 Years**

(21) Appl. No.: **29/504,750**

(22) Filed: **Oct. 9, 2014**

(51) **LOC (10) Cl.** ..... **09-03**

(52) **U.S. Cl.**  
USPC ..... **D9/432**

(58) **Field of Classification Search**  
USPC ..... D9/414-425, 428, 429-435, 600, 668,  
D9/708, 719, 734; D3/203.2, 272, 273,  
D3/294, 302-304; D7/538-542, 601, 602,  
D7/629  
CPC ..... B65D 5/02; B65D 5/18; B65D 5/20;  
B65D 5/24; B65D 5/28; B65D 5/30; B65D  
5/40; B65D 5/42; B65D 5/46; B65D 5/70;  
B65D 5/74

See application file for complete search history.

(56) **References Cited**

U.S. PATENT DOCUMENTS

D612,261 S *	3/2010	Champion	.....	D9/432
D621,702 S *	8/2010	Tekulve	.....	D9/432
D639,179 S *	6/2011	Powers	.....	D9/434
D686,067 S *	7/2013	Macaulay	.....	D9/434
D690,594 S *	10/2013	Gotur	.....	D9/432
D706,629 S *	6/2014	Bartels	.....	D9/434
D711,737 S *	8/2014	Hara	.....	D9/432
D712,737 S *	9/2014	Gotur	.....	D9/432
D719,032 S *	12/2014	Kanda	.....	D9/432
D726,005 S *	4/2015	Lee	.....	D9/432

\* cited by examiner

*Primary Examiner* — Vy Koenig

(74) *Attorney, Agent, or Firm* — William B. Lacy

(57) **CLAIM**

The ornamental design for a golf ball package, as shown and described.

**DESCRIPTION**

FIG. 1 is a top perspective view of a new design for a golf ball package;


FIG. 2 is a left side view thereof;

FIG. 3 is a top view thereof; and,

FIG. 4 is a front side view thereof.

The portion of the golf ball package and text shown in phantom does not form any portion of the present invention. The right-side view of the golf ball package is depicted as shown in FIG. 2 and the back-side view of the golf ball package is depicted as shown in FIG. 4. The black area shown in FIGS. 1-4 depict a contrast in appearance.

**1 Claim, 2 Drawing Sheets**



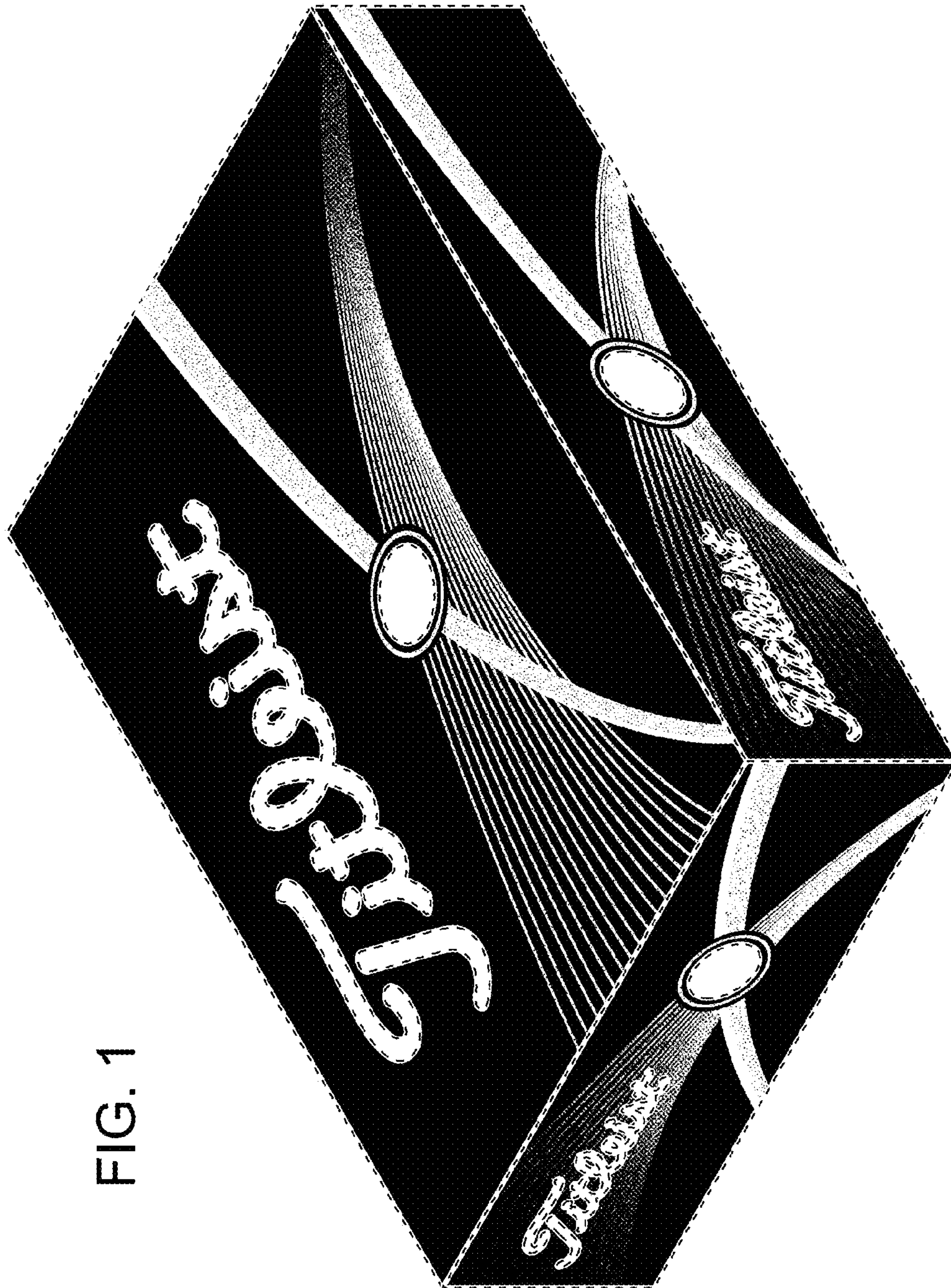


FIG. 1






FIG. 3

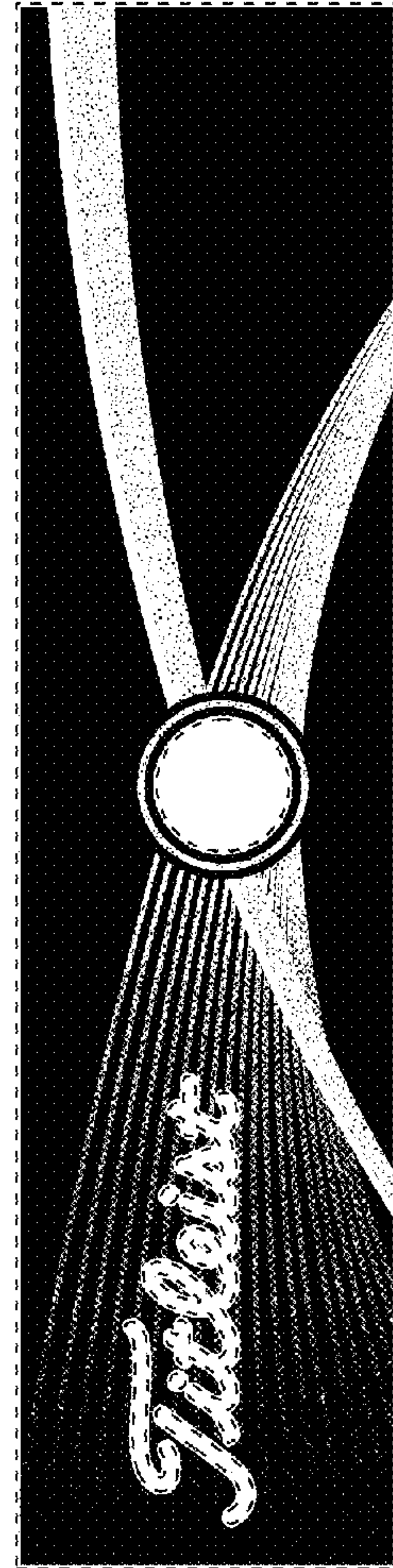


FIG. 4

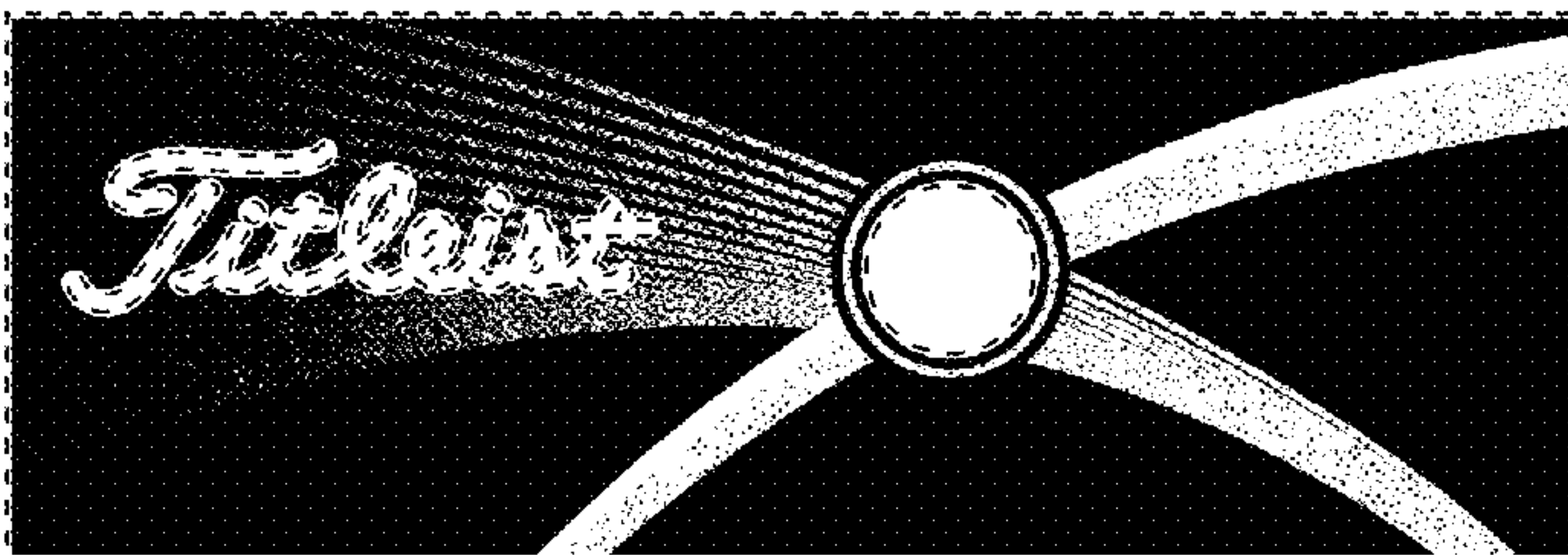


FIG. 2