

US00D763681S

(12) **United States Design Patent**
Morgan et al.

(10) **Patent No.:** **US D763,681 S**
(45) **Date of Patent:** **** Aug. 16, 2016**

(54) **CONTAINER**
(71) Applicant: **Reckitt Benckiser (Brands) Limited**,
Berkshire (GB)
(72) Inventors: **Darren Morgan**, Berkshire (GB); **Piotr Zaborniak**, Hull (GB); **Billy Zhao**,
Qingdao (CN); **Teun Van Wetten**,
Eindhoven (NL)
(73) Assignee: **RECKITT BENCKISER (BRANDS) LIMITED**, Berkshire (GB)
(**) Term: **15 Years**
(21) Appl. No.: **29/530,184**
(22) Filed: **Jun. 15, 2015**

6,772,904 B1 * 8/2004 Gilliam B65D 1/10
220/254.3
D571,197 S * 6/2008 Sanfilippo D9/420
D584,145 S * 1/2009 Young D9/435
D596,024 S * 7/2009 Fraguada McCoy D9/428
D608,193 S * 1/2010 Sanfilippo D9/420
7,694,845 B2 * 4/2010 Tilton B65D 51/20
220/254.3
D616,753 S * 6/2010 Beam D9/420
7,775,395 B2 * 8/2010 Zeiler B65D 43/169
220/833
D650,663 S * 12/2011 Shiffer D9/425
D661,182 S * 6/2012 Noer D9/417
D669,777 S * 10/2012 Brown D9/424
D669,778 S * 10/2012 Houlton D9/425
D689,764 S * 9/2013 Bicknell D9/414
D726,021 S * 4/2015 Rathbone D9/420
D744,826 S * 12/2015 Giraud D9/420
2003/0178428 A1 * 9/2003 Chang B65D 53/02
220/378

* cited by examiner

(30) **Foreign Application Priority Data**
Dec. 15, 2014 (EM) 002597625-0004

Primary Examiner — Karen S Acker
Assistant Examiner — Wendy Arminio
(74) *Attorney, Agent, or Firm* — Troutman Sanders LLP;
Ryan A. Schneider

(51) **LOC (10) Cl.** **09-03**
(52) **U.S. Cl.**
USPC **D9/428**
(58) **Field of Classification Search**
USPC D9/429, 434, 435, 443-450, 452, 454,
D9/499, 553, 554, 559, 561; D7/387, 392,
D7/393, 396.2, 396.4, 509, 510, 511, 514;
D3/202, 203.2, 223, 264, 294, 304, 318
CPC A61J 1/00; A61J 1/1412; B65D 1/00;
B65D 1/02; B65D 1/10; B65D 1/46; B65D
2585/56; B65D 2585/545; B65D 41/00;
B65D 41/56; B65D 41/62; B65D 47/06;
B65D 47/08

(57) **CLAIM**
The ornamental design for a container, as shown and
described.

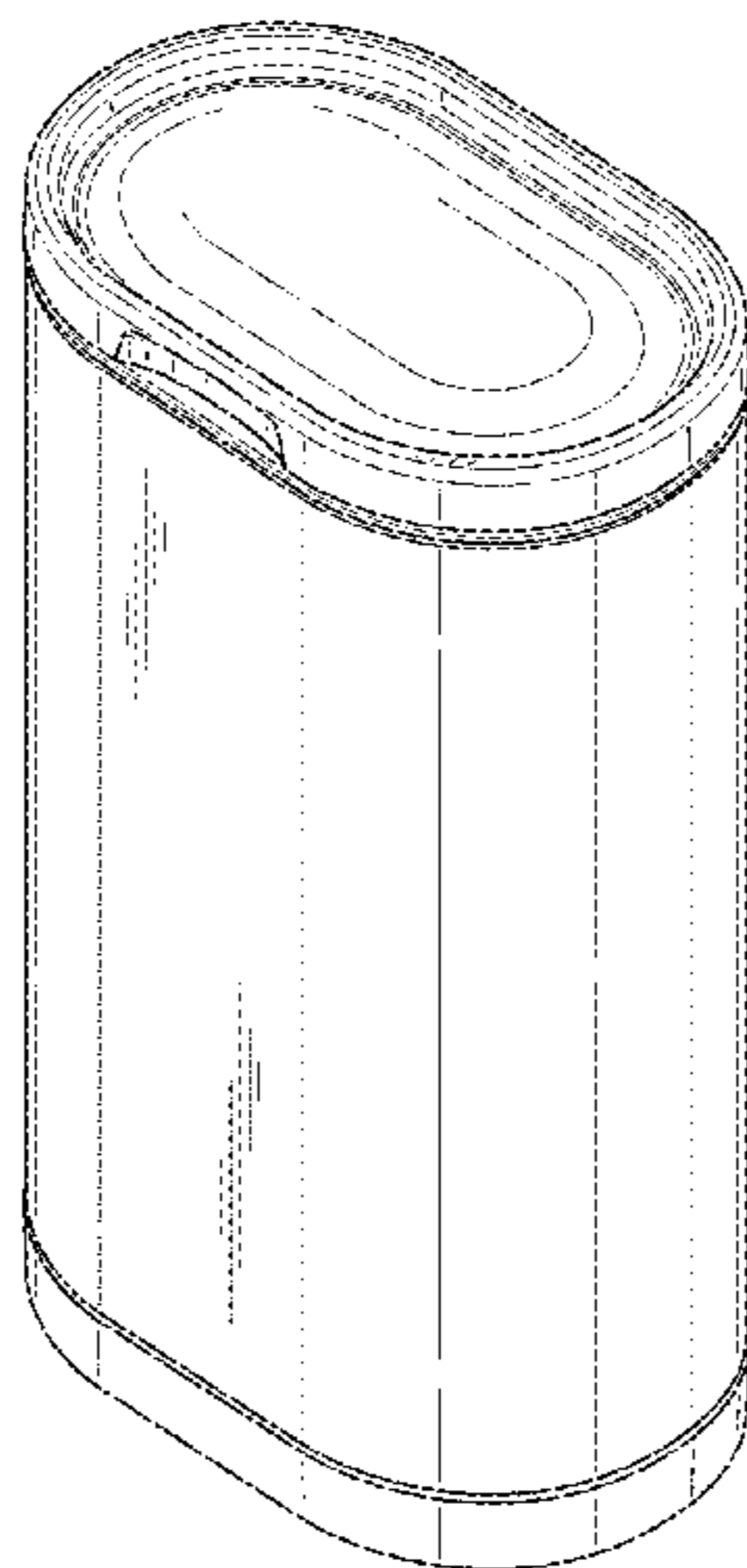
See application file for complete search history.

DESCRIPTION

FIG. 1 is an isometric view of a container of the present
invention;
FIG. 2 is a front view of the container of FIG. 1;
FIG. 3 is a back view of the container of FIG. 1;
FIG. 4 is a left side view of the container of FIG. 1;
FIG. 5 is a right side view of the container of FIG. 1;
FIG. 6 is a top view of the container of FIG. 1; and,
FIG. 7 is a bottom view of the container of FIG. 1.
The broken lines in FIGS. 3-7 depict portions of the container
that form no part of the claimed design.

(56) **References Cited**
U.S. PATENT DOCUMENTS
D276,400 S * 11/1984 Daenen D7/614
D407,974 S * 4/1999 Zimmer D9/424

1 Claim, 5 Drawing Sheets



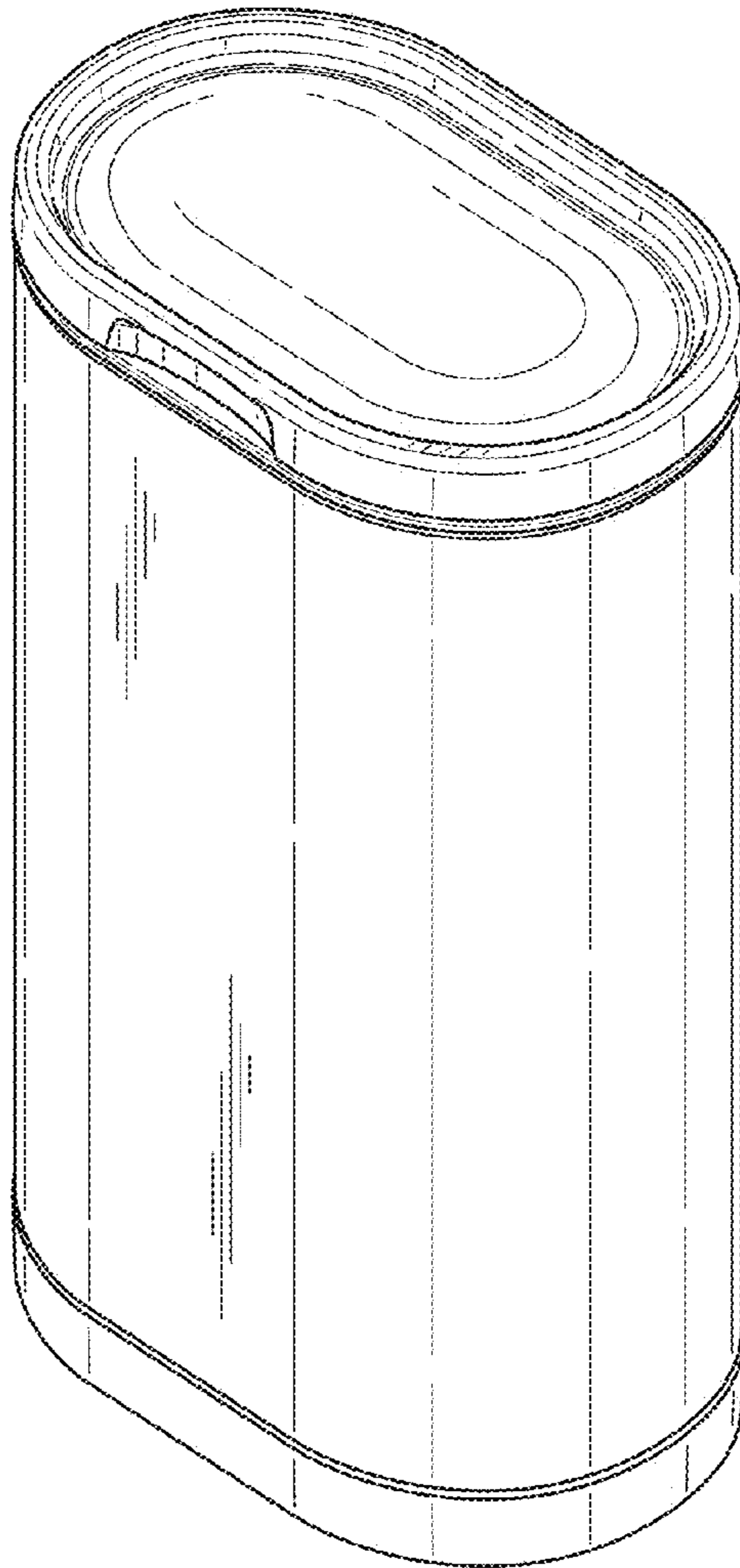


Fig. 1




Fig. 2




Fig. 3




Fig. 4




Fig. 5

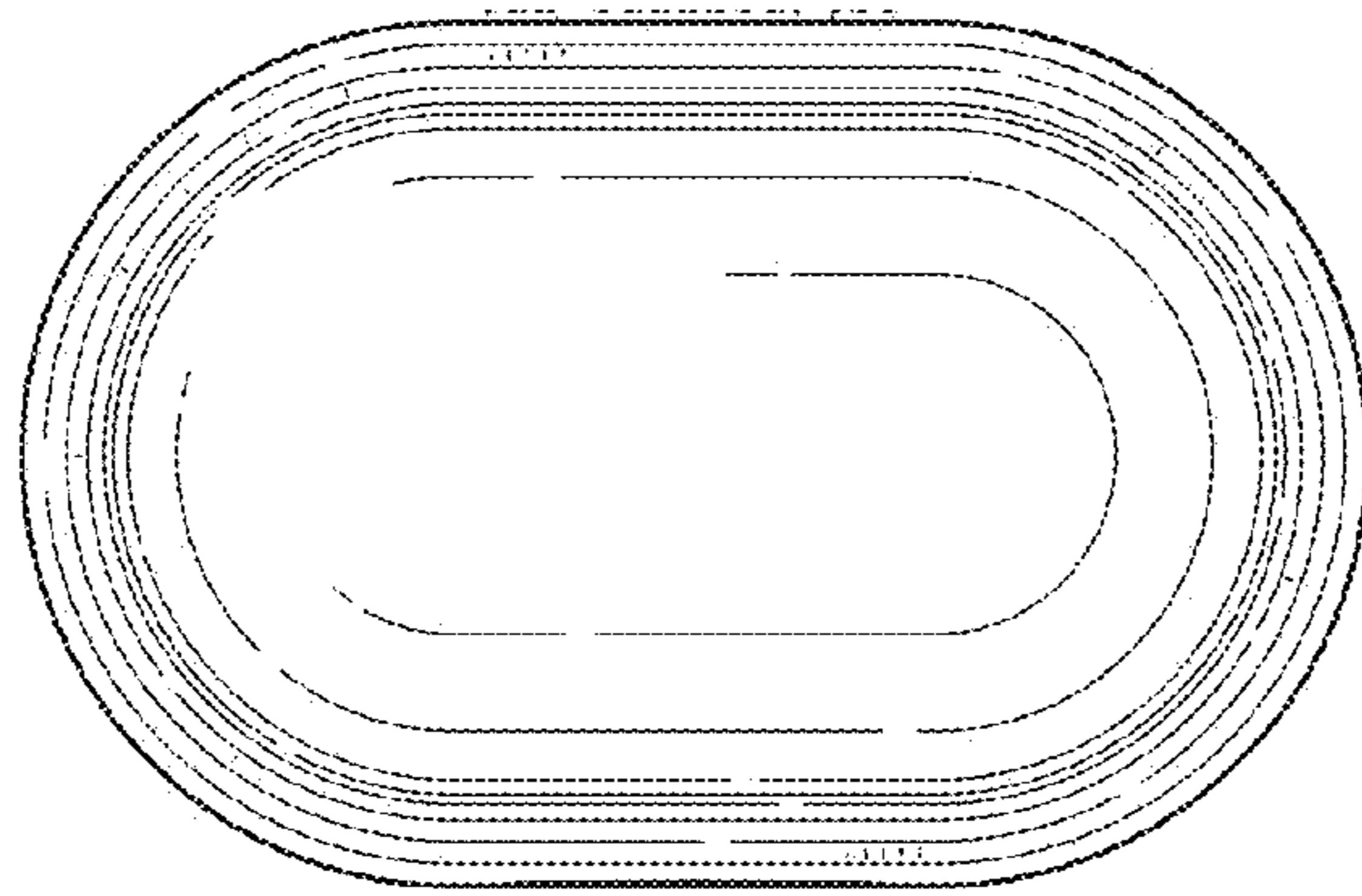


Fig. 6

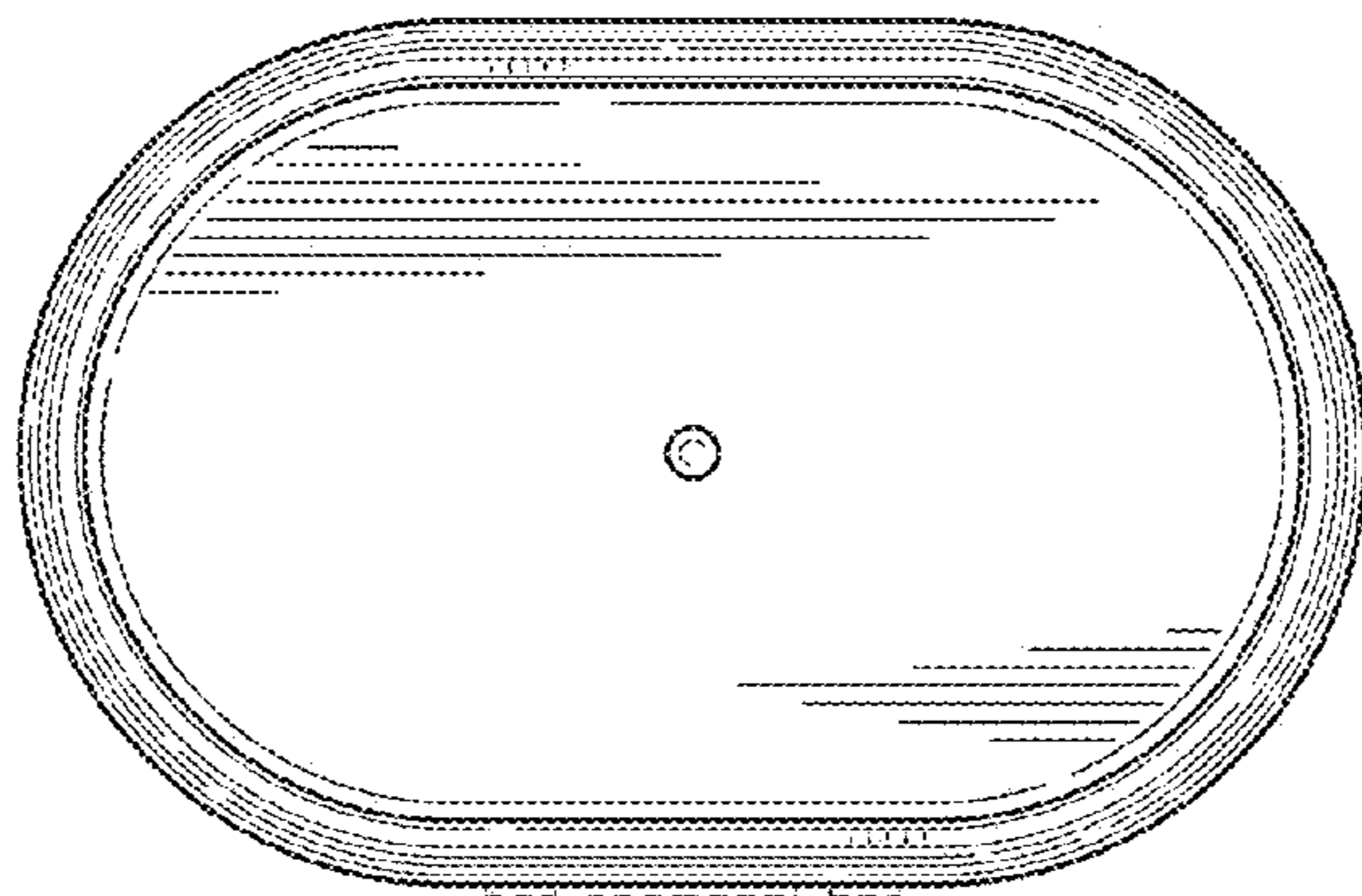


Fig. 7