



US00D763677S

(12) **United States Design Patent**
Clay et al.

(10) **Patent No.:** **US D763,677 S**

(45) **Date of Patent:** **** *Aug. 16, 2016**

(54) **SNACK TRAY**

(56) **References Cited**

(71) Applicant: **Frito-Lay North America, Inc.**, Plano, TX (US)

U.S. PATENT DOCUMENTS

(72) Inventors: **John Kevin Clay**, Milford, CT (US);
Ryan Paul Davidson, Brookings, SD (US)

2,004,449	A *	6/1935	Stanley	220/784
2,296,808	A *	9/1942	Chaplin	229/406
D212,594	S *	11/1968	Collie	D9/425
4,892,213	A *	1/1990	Mason, Jr.	220/4.21
D371,963	S *	7/1996	Ahern, Jr.	D7/602
6,609,627	B1 *	8/2003	Clarke	220/592.2
D514,389	S *	2/2006	Luna et al.	D7/602
D529,797	S *	10/2006	Wilcox et al.	D9/428
D538,642	S *	3/2007	Bouveret et al.	D9/429
D543,843	S *	6/2007	Gehring et al.	D9/425
D547,179	S *	7/2007	Bouveret et al.	D9/428
D548,069	S *	8/2007	Sagel et al.	D9/425
D593,369	S *	6/2009	Green et al.	D7/602
D599,623	S *	9/2009	de Groote	D7/545
D605,936	S *	12/2009	Durdon et al.	D9/429
D608,154	S *	1/2010	Furlong	D7/602
D610,903	S *	3/2010	Shapiro et al.	D9/428
D636,258	S *	4/2011	Freeman et al.	D9/425

(73) Assignee: **Frito-Lay North America, Inc.**, Plano, TX (US)

(*) Notice: This patent is subject to a terminal disclaimer.

(**) Term: **14 Years**

(21) Appl. No.: **29/509,371**

(Continued)

(22) Filed: **Nov. 17, 2014**

Primary Examiner — Phillip S Hyder

Assistant Examiner — Keith Frank

(51) **LOC (10) Cl.** **09-03**

(74) *Attorney, Agent, or Firm* — Colin P. Cahoon; Carstens & Cahoon, LLP

(52) **U.S. Cl.**
USPC **D9/428**

(57) **CLAIM**

The ornamental design for a snack tray, as shown and described.

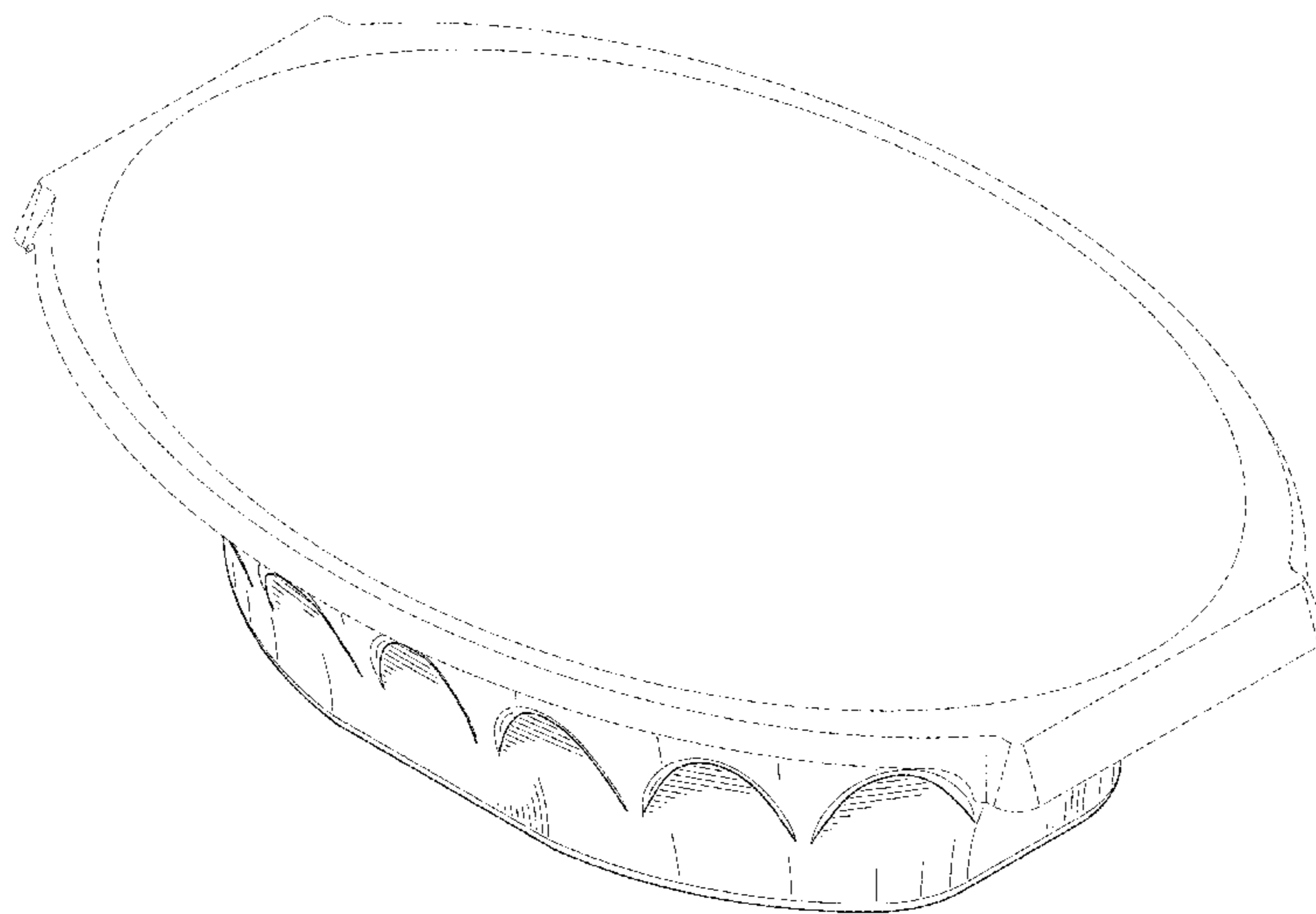
(58) **Field of Classification Search**

DESCRIPTION

USPC D9/424, 425, 428, 429, 430–432, 435, D9/423, 454, 542, 549, 556; D7/554.1, D7/554.2, 532; 206/119, 216, 471, 505, 206/521.2, 527, 562, 731–734, 782, 784, 206/822; 219/725; 229/406, 407, 932
CPC .. B65D 77/20; B65D 77/2024; B65D 77/225; B65D 77/245; B65D 81/025; B65D 81/18; B65D 81/3407; B65D 81/3438; B65D 81/3846; B65D 81/3865; B65D 85/36; A47G 19/00; A47G 19/02; A47G 21/001
See application file for complete search history.

FIG. 1 is a top perspective view of the snack tray; FIG. 2 is a left side view in elevation of the snack tray; FIG. 3 is a right side view in elevation of the snack tray; FIG. 4 is a front view in elevation of the snack tray; FIG. 5 is a back view in elevation of the snack tray; and, FIG. 6 is a top view of the snack tray.
The bottom of the snack tray is not claimed herein as it is devoid of surface ornamentation. The broken lines showing a cap is for the purpose of illustrating portions of the article and forms no part of the claimed design.

1 Claim, 4 Drawing Sheets



(56)

References Cited

U.S. PATENT DOCUMENTS

D638,700 S * 5/2011 Bouveret et al. D9/428
D646,564 S * 10/2011 Freeman et al. D9/425

D649,872 S * 12/2011 Bouveret et al. D9/428
D649,873 S * 12/2011 Bouveret et al. D9/428
D673,447 S * 1/2013 Freeman et al. D9/424
D706,622 S * 6/2014 Bischoff et al. D9/425

* cited by examiner

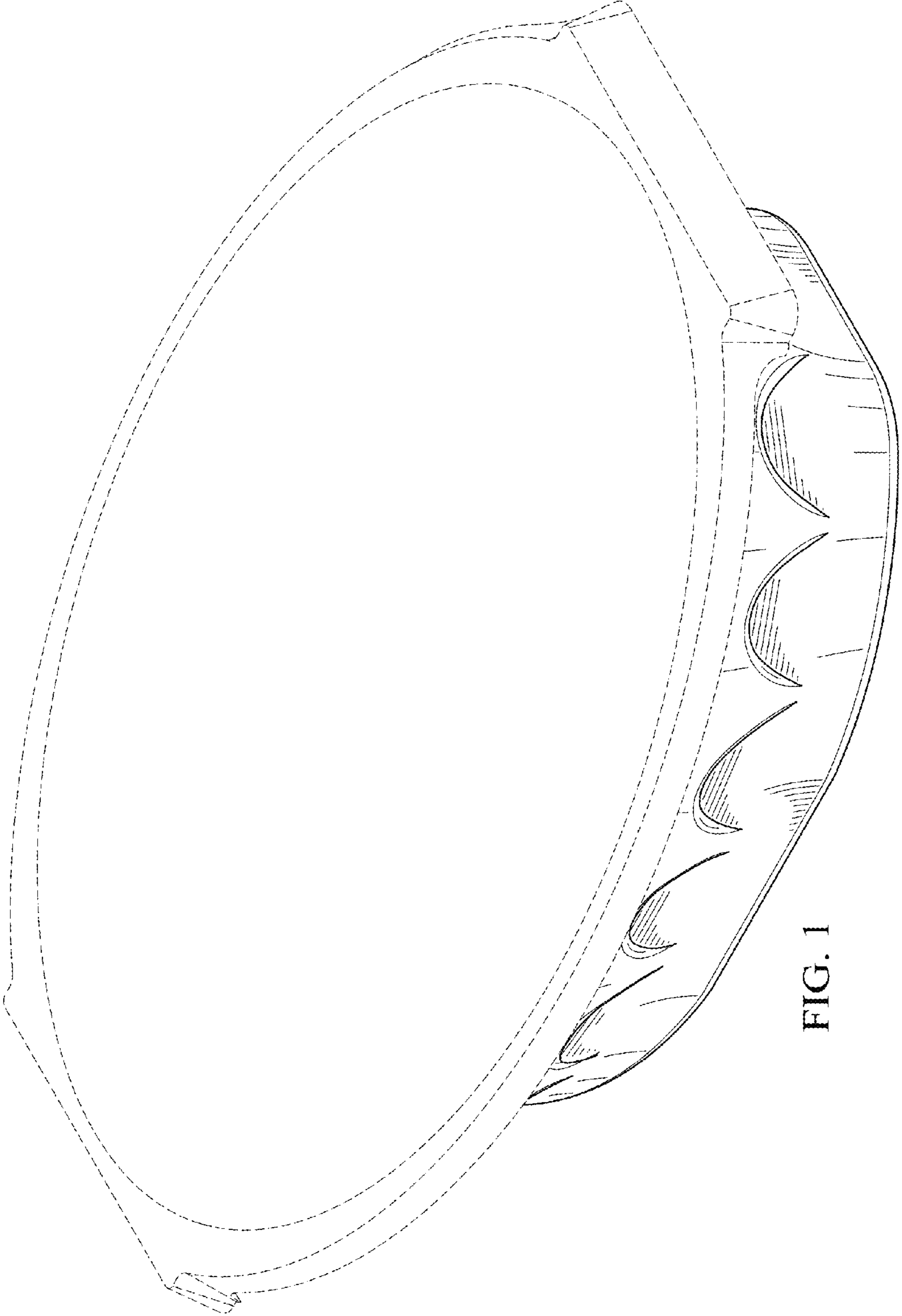


FIG. 1

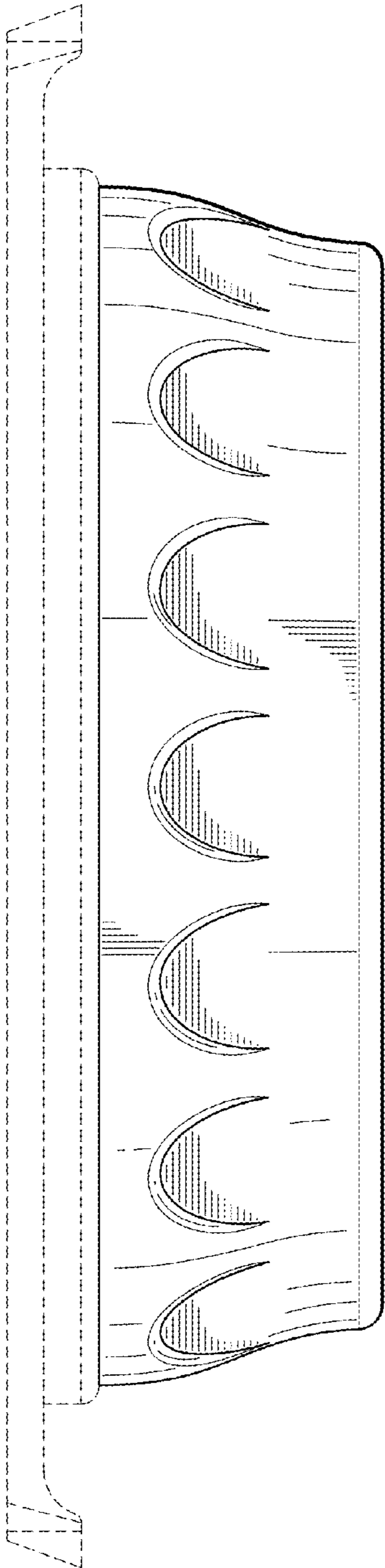


FIG. 2

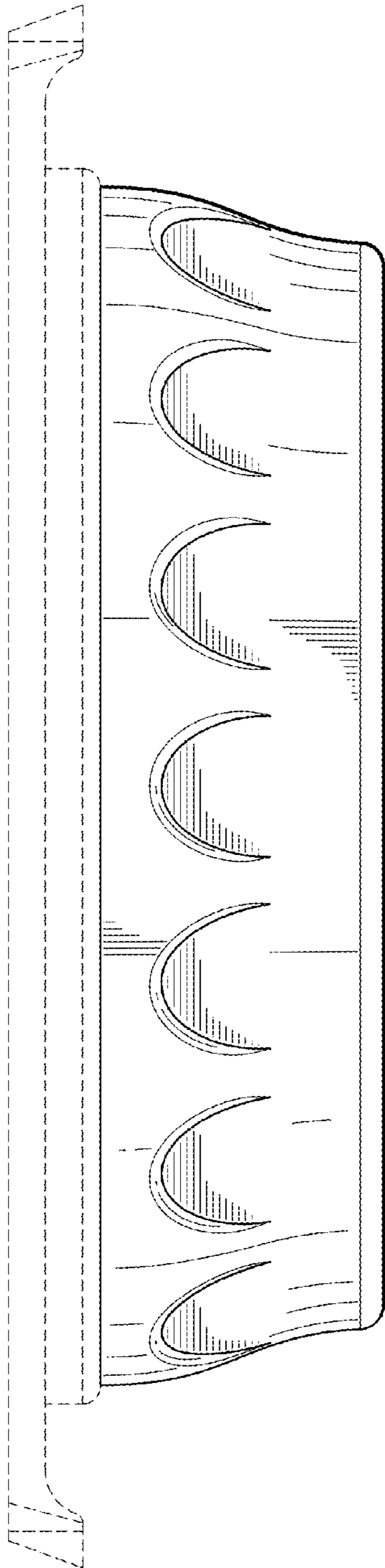


FIG. 3

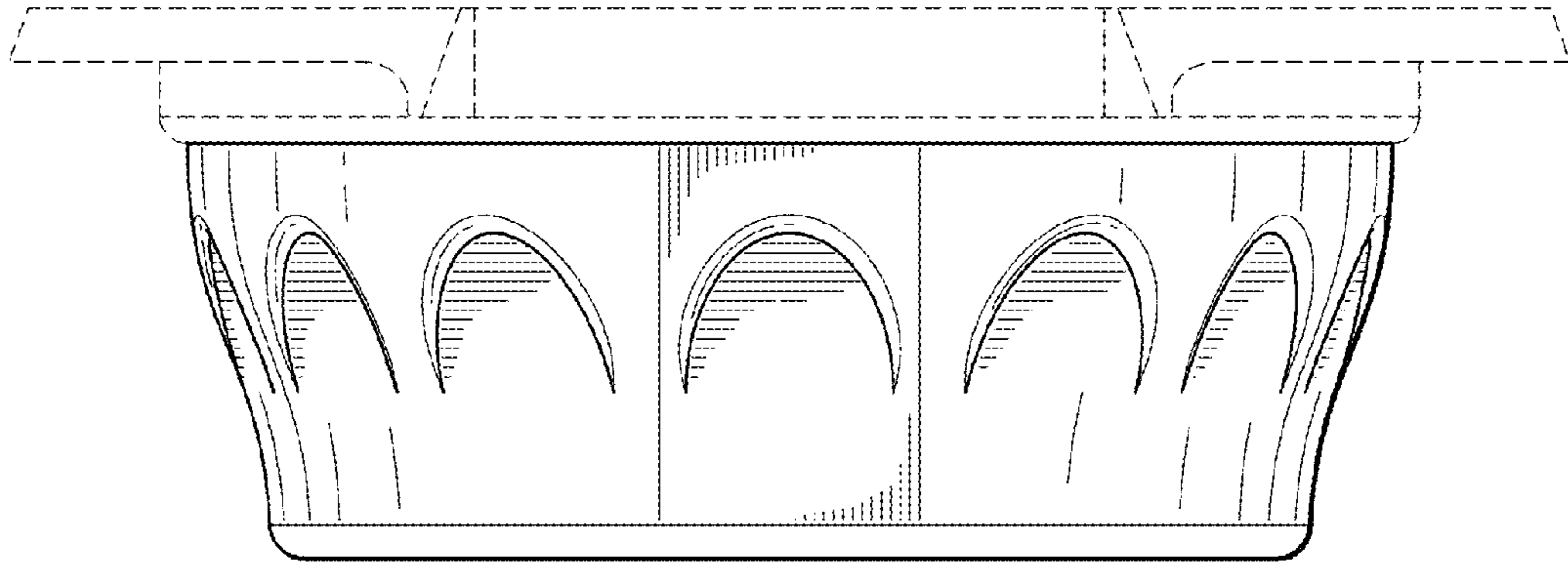
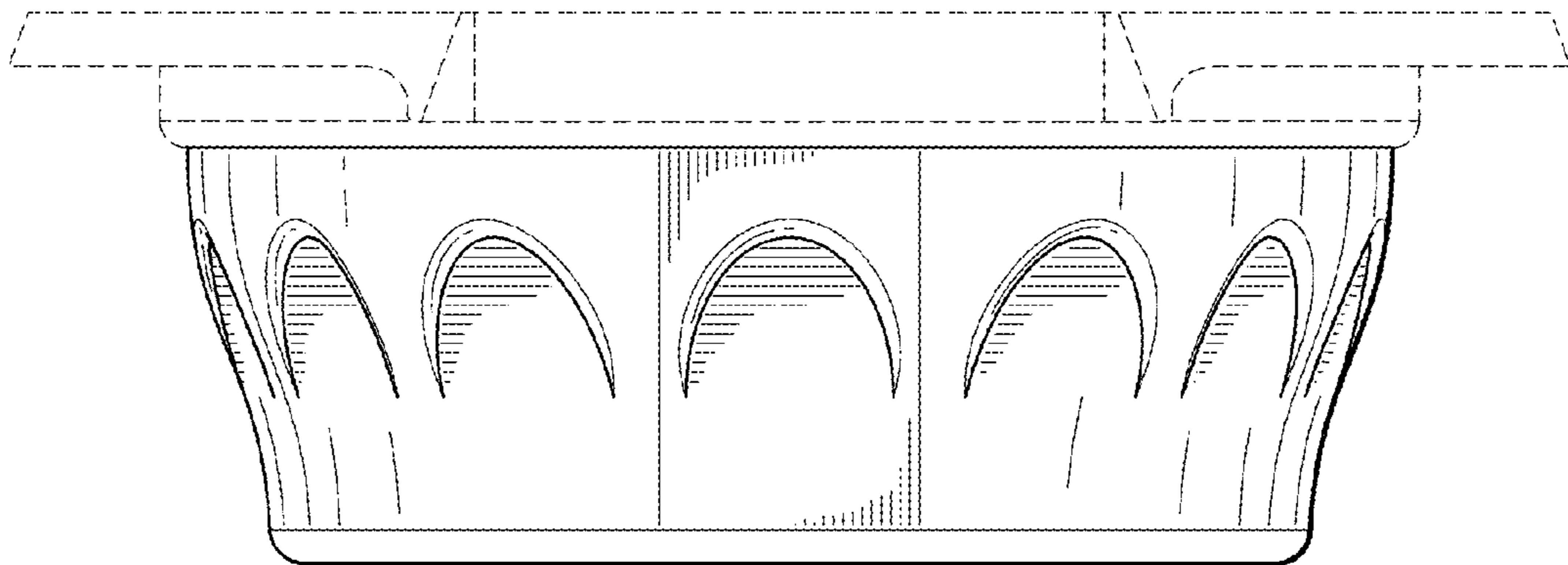


FIG. 4






FIG. 6