



US00D763674S

(12) **United States Design Patent**
Nagaki

(10) **Patent No.:** **US D763,674 S**

(45) **Date of Patent:** **** Aug. 16, 2016**

(54) **WIRE GRIPPER**

(71) Applicant: **NAGAKI SEIKI CO., LTD.**, Daito-shi (JP)

(72) Inventor: **Takayuki Nagaki**, Daito (JP)

(73) Assignee: **NAGAKI SEIKI CO., LTD.**, Osaka (JP)

(**) Term: **14 Years**

(21) Appl. No.: **29/513,063**

(22) Filed: **Dec. 24, 2014**

(51) **LOC (10) Cl.** **08-08**

(52) **U.S. Cl.**
USPC **D8/396**; D8/394

(58) **Field of Classification Search**
USPC D8/394-396, 71-74, 499, 354-355,
D8/51-52, 54-58, 107; D28/57, 44
CPC A47H 1/10; B65B 13/18; B65B 13/24;
B66C 1/00; B66F 1/00; B66F 19/00; F16G
11/00; F16G 3/00; H02G 1/00; H02G 1/04;
H02G 1/06
See application file for complete search history.

(56) **References Cited**

U.S. PATENT DOCUMENTS

1,106,132	A *	8/1914	Comes	F16G 11/00 24/115 R
1,449,945	A *	3/1923	Jacobsen	F16G 11/10 24/134 L
1,554,890	A *	9/1925	Sonner	F16G 11/10 24/134 L
1,628,856	A *	5/1927	Patrick	B26B 13/04 30/266
1,648,498	A *	11/1927	Morgan	B26B 13/04 292/150
1,733,994	A *	10/1929	Lalanne	B65B 13/18 226/160
1,942,625	A *	1/1934	Whalan	F16G 3/006 24/132 R
2,900,690	A *	8/1959	Suenram	H02G 1/00 24/134 R
2,985,933	A *	5/1961	Peterson	H01R 11/15 24/132 R

3,193,897	A *	7/1965	Angquist	F16G 3/006 24/134 N
3,262,171	A *	7/1966	Scholz	F16G 11/00 24/134 R
3,595,458	A *	7/1971	Prigl	B21C 1/28 226/164

(Continued)

FOREIGN PATENT DOCUMENTS

CN	301082375	*	12/2009
CN	301316697	*	8/2010

(Continued)

OTHER PUBLICATIONS

Grips(Wire Grips/Cable Grips) | Hi-Tool, online, website copyright 2012, <http://www.hi-tool.net/products1.html>, site visited Dec. 16, 2015.*

(Continued)

Primary Examiner — John Windmuller
Assistant Examiner — John R Yeh
(74) *Attorney, Agent, or Firm* — Rabin & Berdo, P.C.

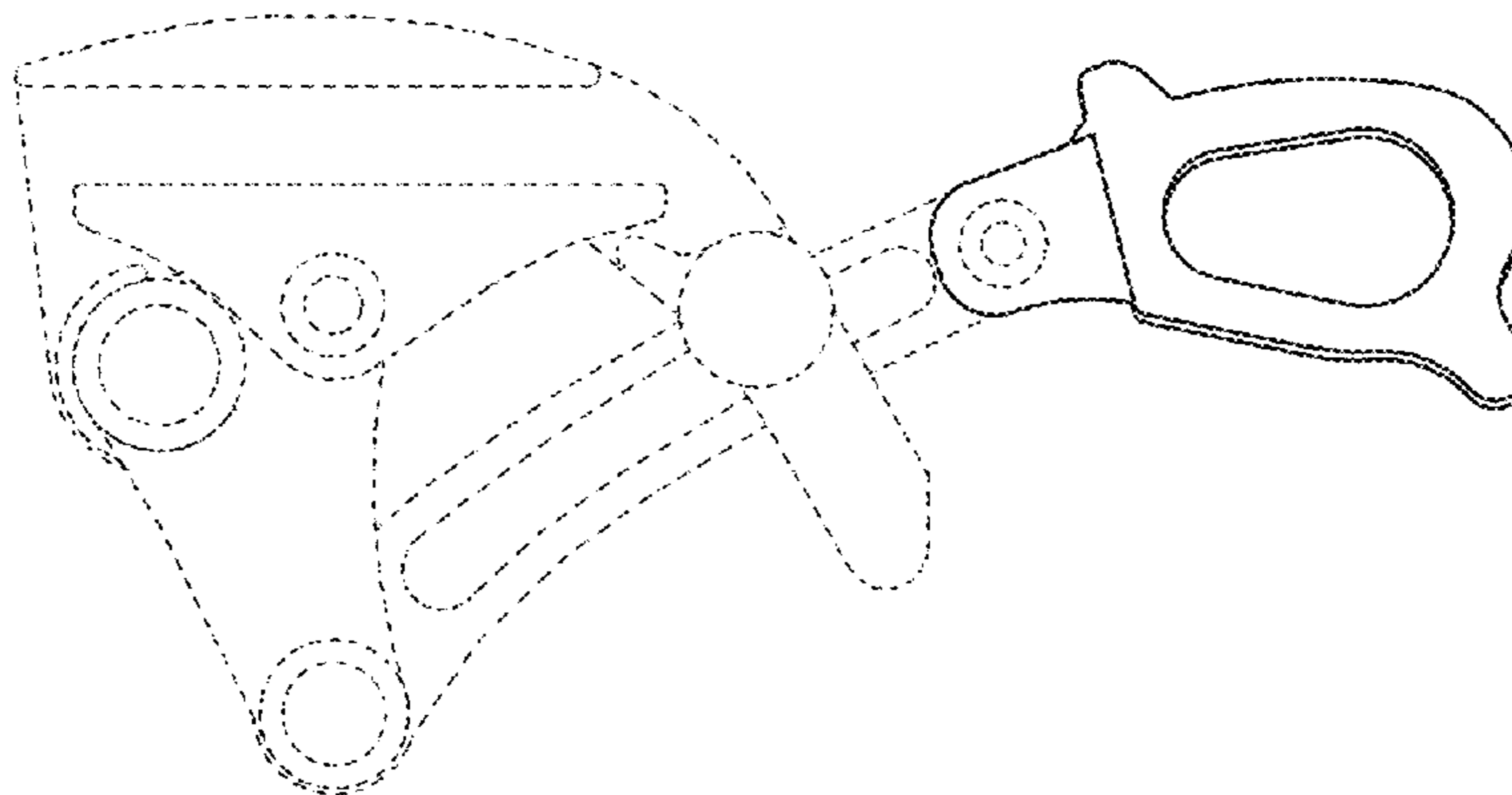
(57) **CLAIM**

The ornamental design for a wire gripper, as shown and described.

DESCRIPTION

FIG. 1 is a front view of the wire gripper;
FIG. 2 is rear view thereof;
FIG. 3 is a top view thereof;
FIG. 4 is a bottom view thereof;
FIG. 5 is a right side view thereof;
FIG. 6 is a left side view thereof;
FIG. 7 is a perspective view thereof;
FIG. 8 is a reference view showing the wire gripper in use;
and,
FIG. 9 is a reference view of the wire gripper in use in an alternate position.
The broken lines in the figures represent environment and portions of the wire gripper that form no part of the claimed design.

1 Claim, 5 Drawing Sheets



(56)

References Cited

U.S. PATENT DOCUMENTS

3,923,333 A * 12/1975 Whaley B66C 1/48
24/134 N
D250,389 S * 11/1978 Vitetta D8/57
D278,117 S * 3/1985 Smith 30/341
D302,784 S * 8/1989 Nakakuma D8/57
5,342,381 A * 8/1994 Tidemand A61B 17/2812
606/174
D382,785 S * 8/1997 Kobayashi D8/57
D407,527 S * 3/1999 Bellisario D28/25
6,526,662 B1 * 3/2003 Adachi B26B 13/24
30/225
D498,126 S * 11/2004 Adachi D8/57
D602,754 S * 10/2009 Bellisario D8/57
D633,783 S * 3/2011 Iwama D8/383
D633,784 S * 3/2011 Iwama D8/383
D645,888 S * 9/2011 Chen D15/138
8,540,215 B2 * 9/2013 Iwama B25B 25/00
24/134 R
8,720,013 B2 * 5/2014 Chen A62B 1/14
24/132 R
D732,362 S * 6/2015 Nagaki D8/52
2005/0126012 A1 * 6/2005 Ferman B26B 13/12
30/232
2006/0064879 A1 * 3/2006 Lauritzen B26B 13/20
30/232
2008/0155836 A1 * 7/2008 Beck B23K 9/044
30/254
2010/0037464 A1 * 2/2010 Underhill B25G 1/102
30/146
2010/0319202 A1 * 12/2010 Lin B26B 13/04
30/226
2012/0000037 A1 * 1/2012 Chen B25G 1/10
24/134 N
2012/0245582 A1 * 9/2012 Kimball A61B 17/320092
606/41

2014/0054524 A1 * 2/2014 Iwama B25B 25/00
254/134.3 R
2015/0232314 A1 * 8/2015 Nagaki B66F 19/00
294/135
2015/0244154 A1 * 8/2015 Nagaki H02G 7/056
254/134.6

FOREIGN PATENT DOCUMENTS

CN 301370191 * 10/2010
CN 301837784 * 2/2012
CN 302586716 * 9/2013

OTHER PUBLICATIONS

Amazon.com: Klein Tools 1604-10 Haven's Grip, online, review date May 1, 2012, http://www.amazon.com/Klein-Tools-1604-10-Havens-Grip/dp/B00093D5LY/ref=sr_1_3?ie=UTF8&qid=1450302889&sr=8-3&keywords=wire+gripper, [site visited Dec. 16, 2015].*
Amazon.com: Klein Tools 1625-20 Klein Tools Haven's Grip, online, review date Jul. 21, 2012, http://www.amazon.com/.../B0002RI52G/ref=pd_sim_469_3?ie=UTF8&dpID=410Za8XqOcL&dpSrc=sims&preST=_AC_UL160_SR160%2C160_&refRID=09A63N5CXSCFY65N7MHK, [site visited Dec. 16, 2015].*
Icon 5.5" Right off set handle shears Hairstyling scissors, website copyright 2016, online, <http://iconshears.com/products/copy-of-icon-5-5-right-handed-purple-crane-handle-shears-ict-163p>, [site visited Mar. 29, 2016 6:24:31 PM].*
10 Best Rated Kitchen Shears on the Market Today, online, article date May 31, 2015, <http://foodal.com/kitchen/knives-cutting-boards-kitchen-shears/things-that-cut/the-best-kitchen-shears/>, [site visited Mar. 29, 2016 6:30:26 PM].*

* cited by examiner

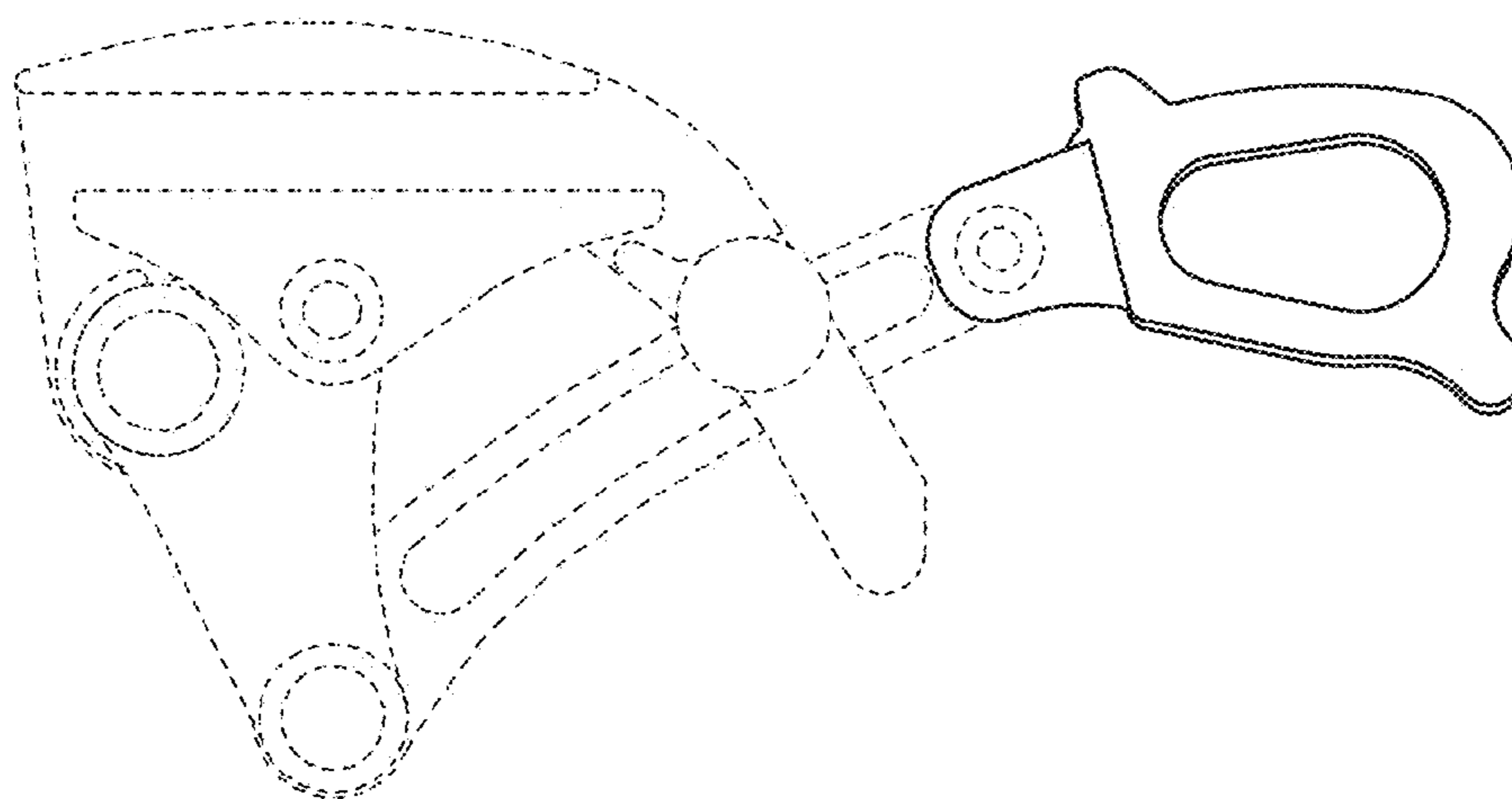


FIG. 1

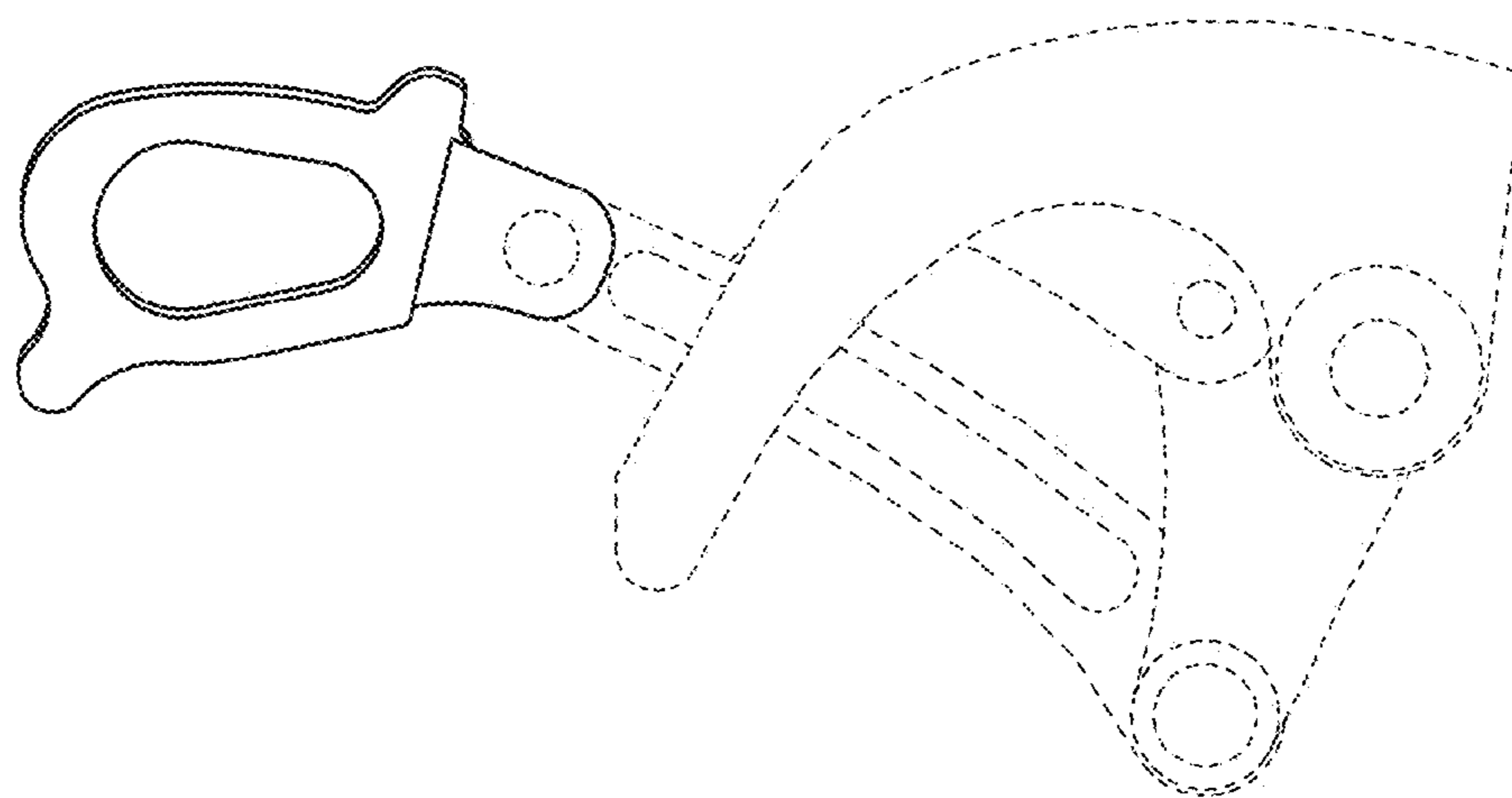


FIG. 2

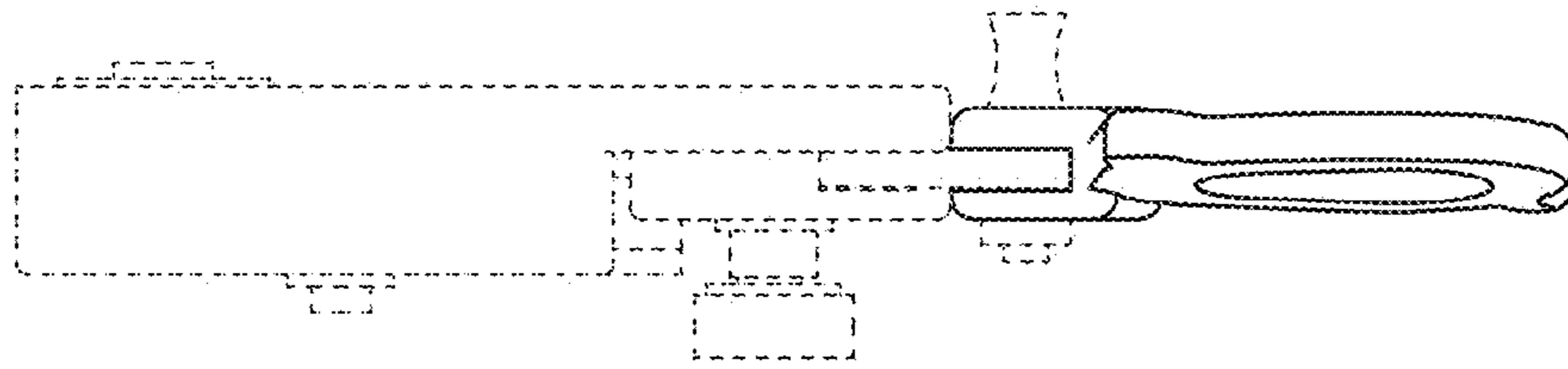


FIG. 3

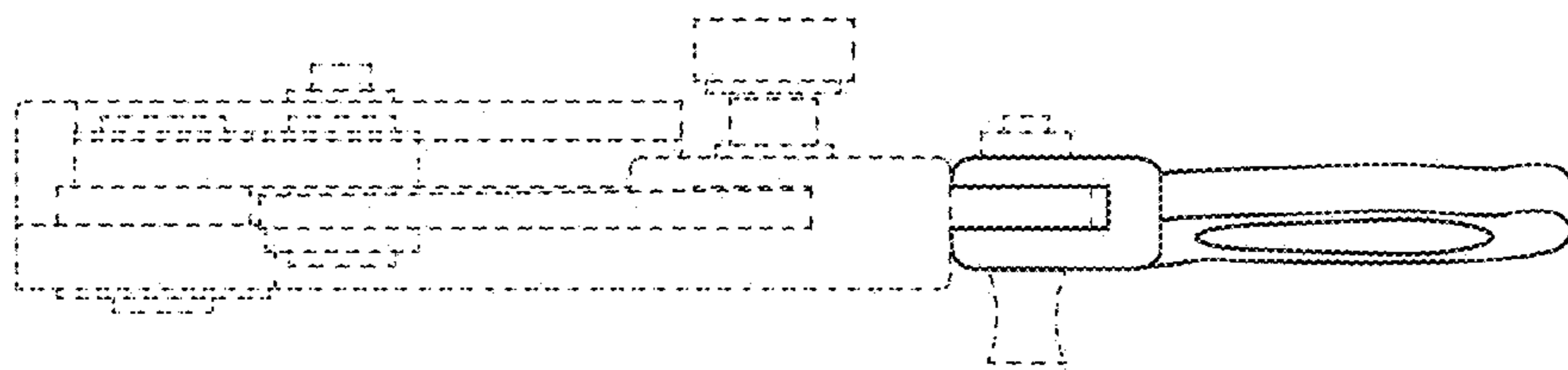


FIG. 4

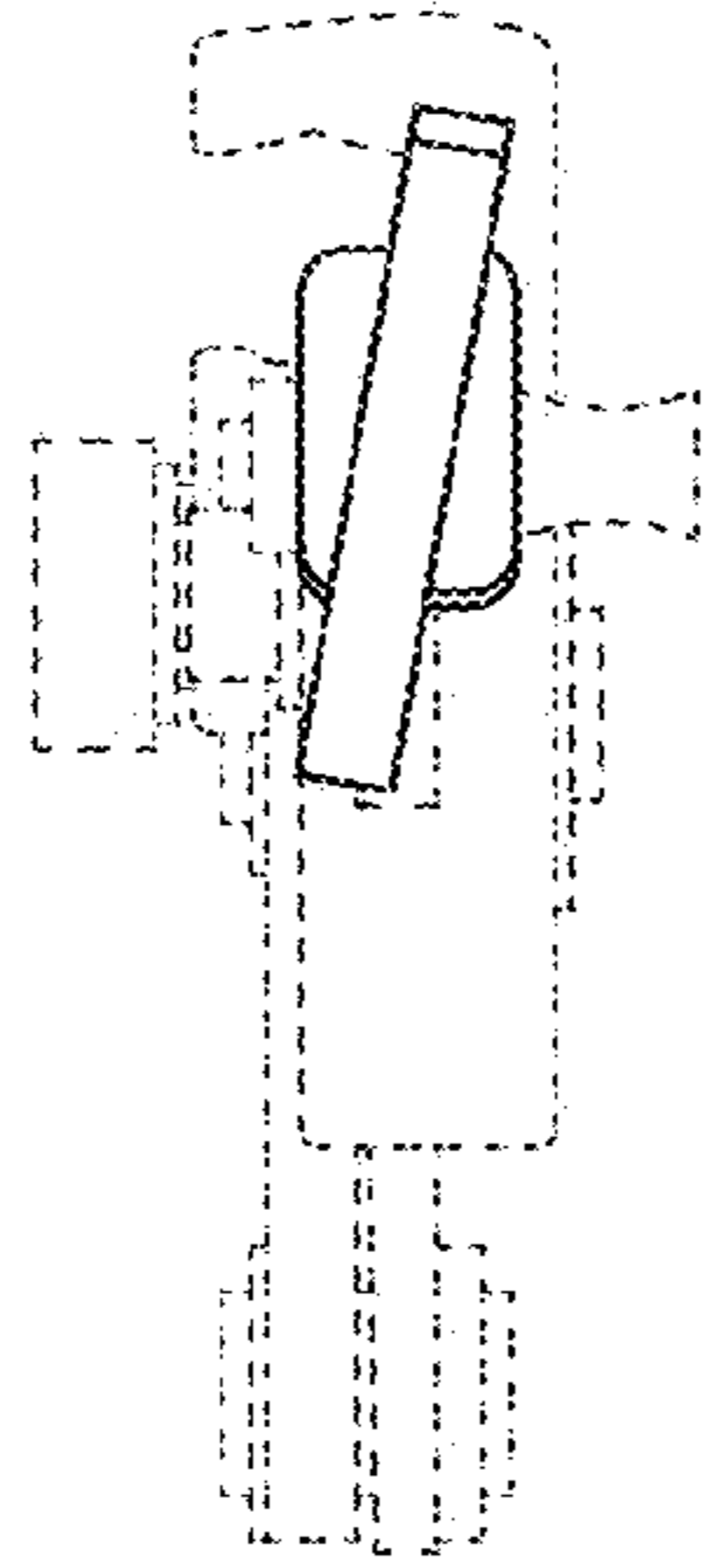


FIG. 5




FIG. 6

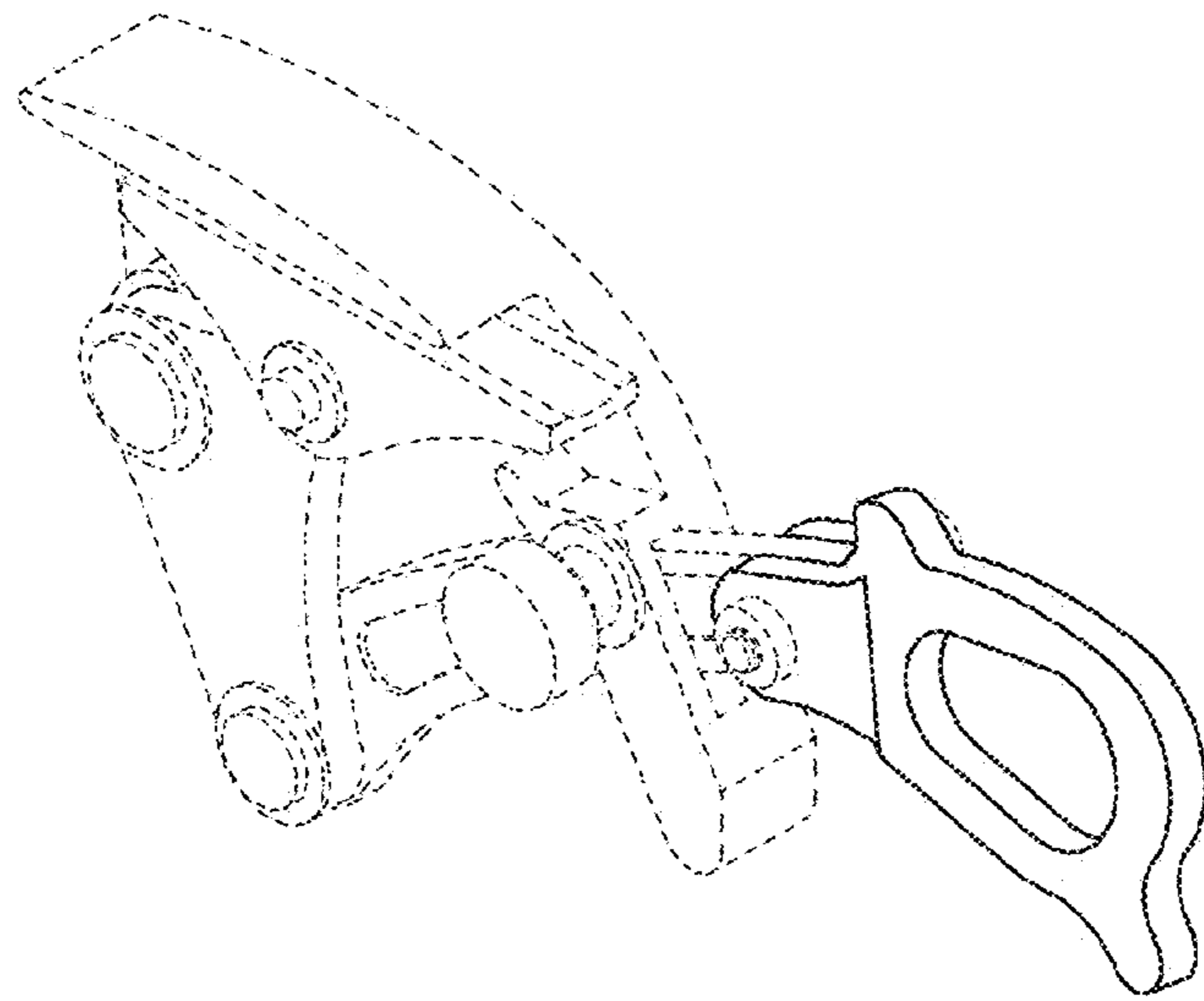


FIG. 7

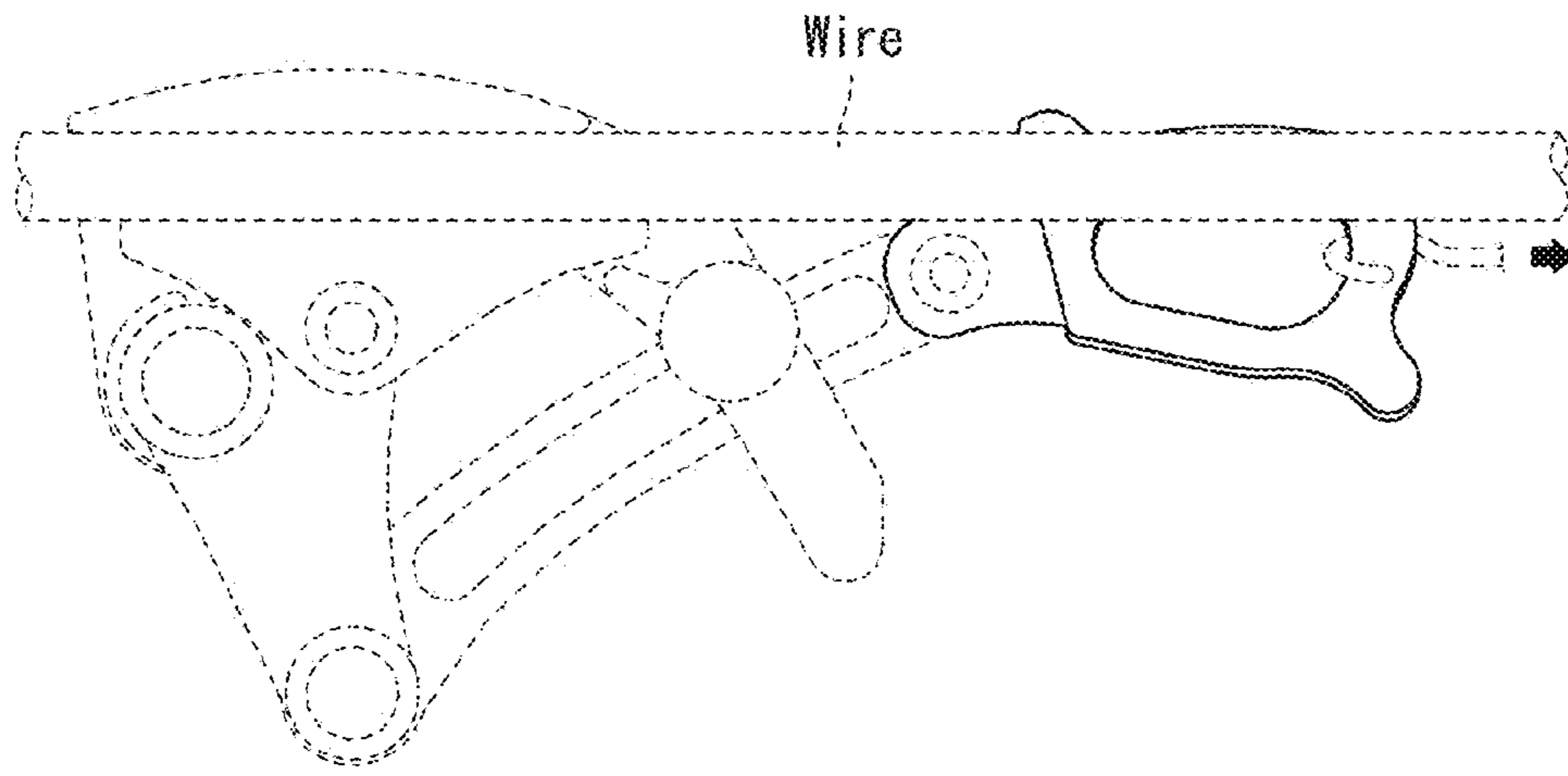


FIG. 8

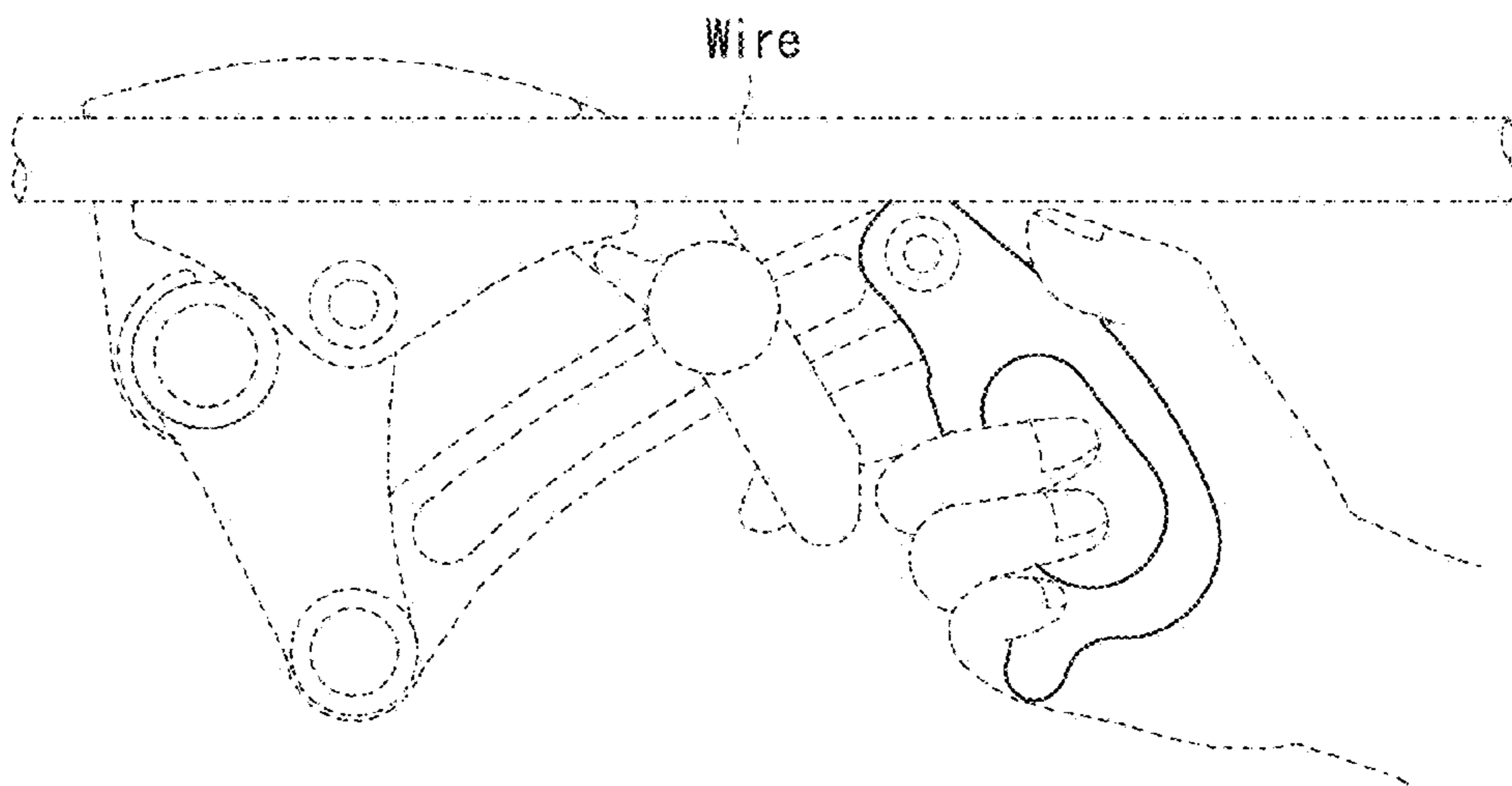


FIG. 9