



US00D763672S

(12) **United States Design Patent**  
**Eremita**

(10) **Patent No.:** **US D763,672 S**

(45) **Date of Patent:** **\*\* Aug. 16, 2016**

(54) **RATCHETING REMOVABLE SWIVEL CLIP POST**

(71) Applicant: **Leather Pro, Inc.**, Sylmar, CA (US)

(72) Inventor: **Brian J. Eremita**, Sylmar, CA (US)

(73) Assignee: **Leather Pro, Inc.**, Sylmar, CA (US)

(\*\*) Term: **14 Years**

(21) Appl. No.: **29/518,279**

(22) Filed: **Feb. 21, 2015**

(51) **LOC (10) Cl.** ..... **08-08**

(52) **U.S. Cl.**  
USPC ..... **D8/394**

(58) **Field of Classification Search**

USPC ..... D8/394-396, 349-356, 373, 400,  
D8/310-312, 44, 300, 321; D24/138  
CPC ..... H01R 11/11; H01R 11/281; F16L 23/036;  
F16L 3/13; F16L 3/1058; E04B 2/74; E04B  
2/7442

See application file for complete search history.

(56) **References Cited**

**U.S. PATENT DOCUMENTS**

D41,494 S *	6/1911	Seeley	.....	D8/312
D181,065 S *	9/1957	Middlemark	.....	D10/60
RE26,486 E *	11/1968	Haegert	.....	H01R 11/281 439/763
D231,316 S *	4/1974	Bienkowski	.....	D8/312
D246,691 S *	12/1977	Takahashi	.....	D8/310
D253,686 S *	12/1979	Wooldridge	.....	D8/312
D256,549 S *	8/1980	Maurin	.....	D8/312
D271,843 S *	12/1983	Ferdinand	.....	D8/312
D274,690 S *	7/1984	Cesaroni	.....	D6/678
D343,348 S *	1/1994	Ito	.....	D8/310
D361,711 S *	8/1995	Plumley	.....	D8/356

(Continued)

**OTHER PUBLICATIONS**

Plastic Knobs Exporter | China Plastic Knobs Products, Suppliers, Manufacturers, online, website copyright 2016, [http://best-b2b.com/Products/896/925-1/plastic-knobs\\_462651.html](http://best-b2b.com/Products/896/925-1/plastic-knobs_462651.html), [site visited Jan. 29, 2016 7:40:00 PM].\*

(Continued)

*Primary Examiner* — John Windmuller

*Assistant Examiner* — John R Yeh

(74) *Attorney, Agent, or Firm* — John Alumit

(57) **CLAIM**

The ornamental design for a ratcheting removable swivel clip post, as shown and described.

**DESCRIPTION**

FIG. 1 is a front perspective view of a ratcheting removable swivel clip post according to the new design.

FIG. 2 is a rear perspective view of the ratcheting removable swivel clip post according to the new design.

FIG. 3 is a left side perspective view of the ratcheting removable swivel clip post according to the new design.

FIG. 4 is a right side perspective view of the ratcheting removable swivel clip post according to the new design.

FIG. 5 is a left side view of the ratcheting removable swivel clip post according to the new design.

FIG. 6 is a right side view of the ratcheting removable swivel clip post according to the new design.

FIG. 7 is a rear view of the ratcheting removable swivel clip post according to the new design.



FIG. 8 is a top view of the ratcheting removable swivel clip post according to the new design.

FIG. 9 is a top perspective view of the ratcheting removable swivel clip post according to the new design.

FIG. 10 is a bottom view of the ratcheting removable swivel clip post according to the new design; and,

FIG. 11 is a bottom perspective view of the ratcheting removable swivel clip post according to the new design.

**1 Claim, 11 Drawing Sheets**



(56)

References Cited

U.S. PATENT DOCUMENTS

5,518,440 A \* 5/1996 Bone ..... B24B 45/006  
451/342  
D387,734 S \* 12/1997 Hawkins, Jr. .... D13/158  
D427,034 S \* 6/2000 Cyrell ..... D8/356  
6,352,308 B1 \* 3/2002 Chen ..... A47C 7/004  
248/188.1  
D472,947 S \* 4/2003 Wu ..... D21/694  
D475,269 S \* 6/2003 Matern ..... D8/312  
D520,856 S \* 5/2006 Osiecki ..... D8/312  
D520,859 S \* 5/2006 Osiecki ..... D8/312  
D526,883 S \* 8/2006 Gilbert ..... D8/307  
D570,658 S \* 6/2008 Degen ..... D8/44  
D656,810 S \* 4/2012 Kwok ..... D8/307  
D675,655 S \* 2/2013 Leach ..... D15/144

OTHER PUBLICATIONS

Amazon.com: TracRac KB90004 Tie Down Knob, online, review date Dec. 2014, <http://www.amazon.com/TracRac-KB90004-Tie-Down-Knob/dp/B004TQWEKA>, [site visited Jan. 30, 2016 2:35:29 PM].\*

Rack-Strap Right Angle Mounting for Square Tubing, Model RS-1, online, website copyright 2016, <https://www.inlad.com/rack-strap-right-angle-mounting-for-square-tubing-model-rs-1>, [site visited Jan. 30, 2016 2:57:29 PM].\*

Springfield Spring-Lock Stainless Steel Base—Overton's, online, review date 2013, <http://www.overtons.com/modperl/product/details.cgi?pdsc=Springfield-Spring-Lock-Stainless-Steel-Base&i=97923&r=view>, [site visited Jan. 29, 2016 7:35:48 PM].\*

\* cited by examiner




Fig. 1

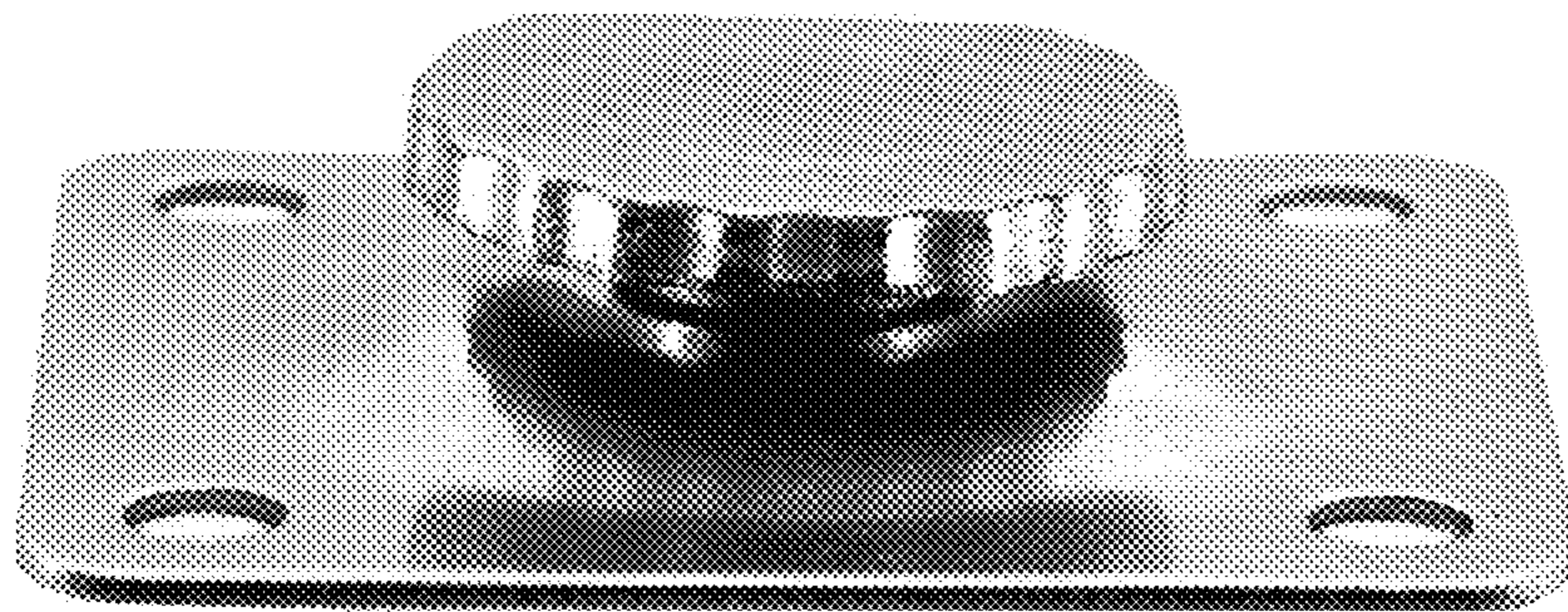


Fig. 2




Fig. 3




Fig. 4




Fig. 5




Fig. 6






Fig. 7




Fig. 8




Fig. 9




Fig. 10

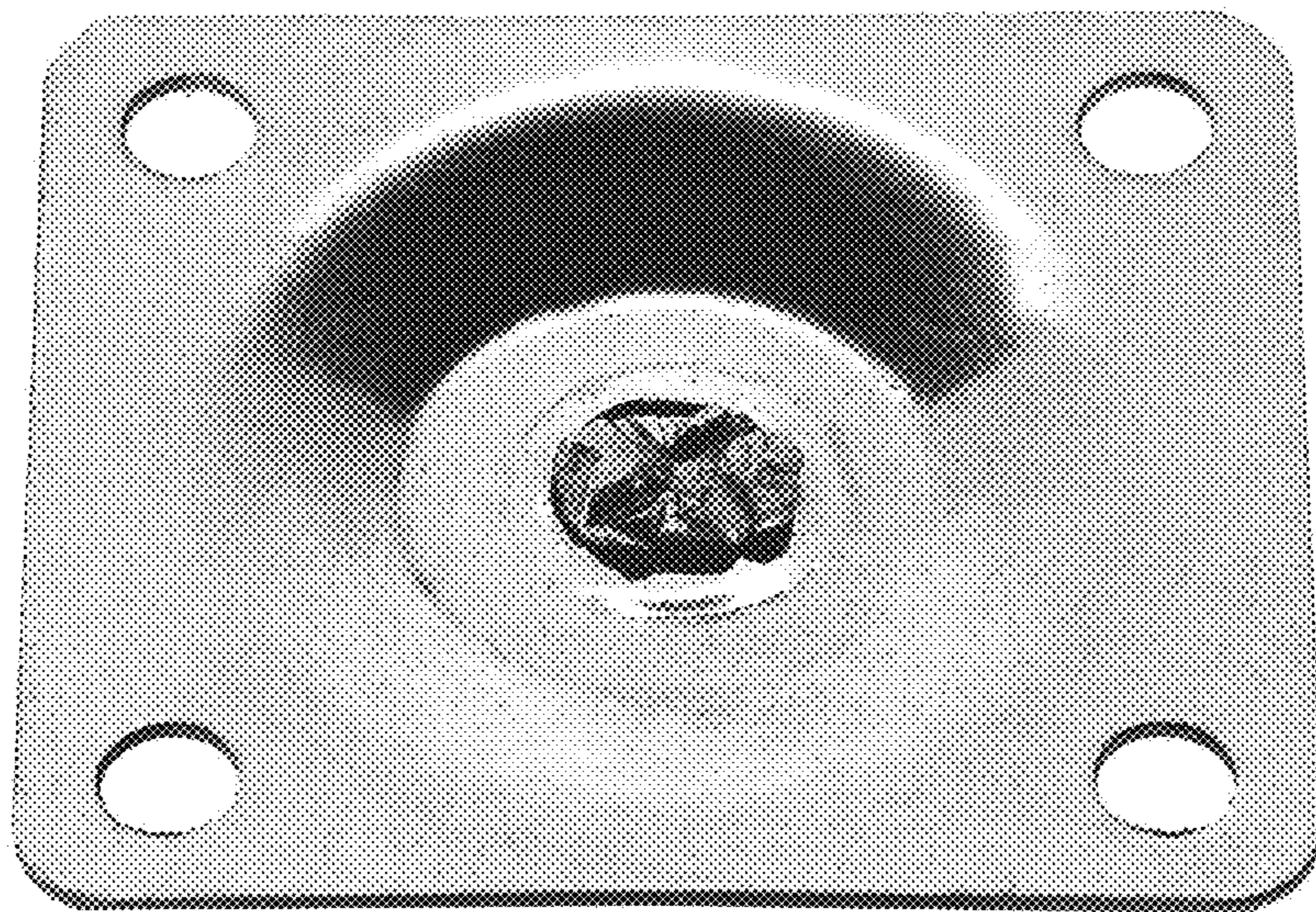


Fig. 11