



US00D763660S

(12) **United States Design Patent**  
**Thomson**

(10) **Patent No.:** **US D763,660 S**

(45) **Date of Patent:** **\*\* Aug. 16, 2016**

- (54) **LOCK LATCH**
- (71) Applicant: **IdeaStream Consumer Products, LLC**,  
Cleveland, OH (US)
- (72) Inventor: **Vincent J. Thomson**, Avon Lake, OH  
(US)
- (73) Assignee: **IdeaStream Consumer Products, LLC**,  
Cleveland, OH (US)
- (\*\*) Term: **15 Years**
- (21) Appl. No.: **29/533,940**
- (22) Filed: **Jul. 23, 2015**
- (51) **LOC (10) Cl.** ..... **08-07**
- (52) **U.S. Cl.**  
USPC ..... **D8/335; D8/334**
- (58) **Field of Classification Search**  
USPC ..... D8/330, 331, 333, 334, 335, 336, 343,  
D8/344, 349, 302, 301; 292/358, 359,  
292/DIG. 42, DIG. 30, DIG. 68  
CPC ..... E05B 3/00; E05B 9/00; E05B 9/002;  
E05B 17/00; E05B 65/50; E05B 65/5253  
See application file for complete search history.

|                |         |           |       |                           |
|----------------|---------|-----------|-------|---------------------------|
| 2,717,795 A *  | 9/1955  | Cheney    | ..... | E05B 65/50<br>292/175     |
| 2,730,390 A *  | 1/1956  | Atkinson  | ..... | E05B 65/50<br>292/145     |
| 3,025,692 A *  | 3/1962  | Tomkinson | ..... | E05B 65/50<br>292/31      |
| 4,555,920 A *  | 12/1985 | Stanich   | ..... | E05B 67/38<br>70/54       |
| 4,744,229 A *  | 5/1988  | Stanich   | ..... | E05B 67/02<br>70/54       |
| 5,259,221 A *  | 11/1993 | Whitmore  | ..... | E05B 65/50<br>292/DIG. 42 |
| D409,075 S *   | 5/1999  | Berger    | ..... | D8/335                    |
| 7,003,989 B2 * | 2/2006  | St. James | ..... | E05B 67/38<br>70/54       |
| D570,194 S *   | 6/2008  | Schlatter | ..... | D8/331                    |
| D576,017 S *   | 9/2008  | Hatton    | ..... | D8/331                    |

\* cited by examiner

*Primary Examiner* — Prabhakar Deshmukh

(74) *Attorney, Agent, or Firm* — Fay Sharpe LLP

(57) **CLAIM**

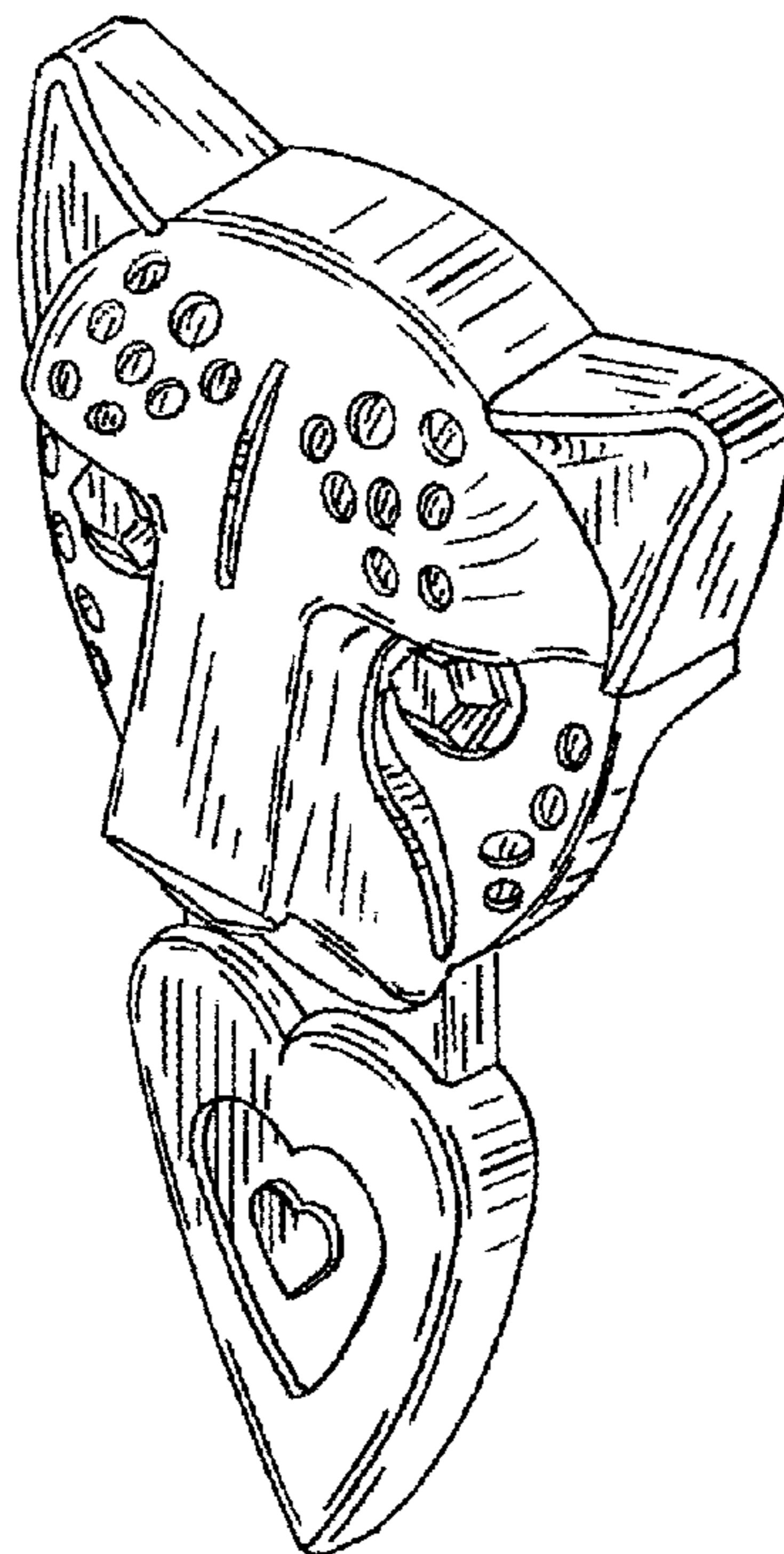
The ornamental design for a lock latch, as shown and described.

**DESCRIPTION**

FIG. 1 is a front perspective view of a lock latch showing my new design;  
 FIG. 2 is a front elevational view thereof;  
 FIG. 3 is a left side elevational view thereof;  
 FIG. 4 is a top plan view thereof;  
 FIG. 5 is a bottom plan view thereof; and,  
 FIG. 6 is a rear elevational view thereof.

**1 Claim, 2 Drawing Sheets**

- (56) **References Cited**  
U.S. PATENT DOCUMENTS  
962,087 A \* 6/1910 Kuczynski ..... E05B 67/24  
70/38 A  
1,818,442 A \* 8/1931 Widmer ..... E05B 65/5284  
70/64  
1,968,756 A \* 7/1934 Franzen ..... E05B 65/5253  
70/64



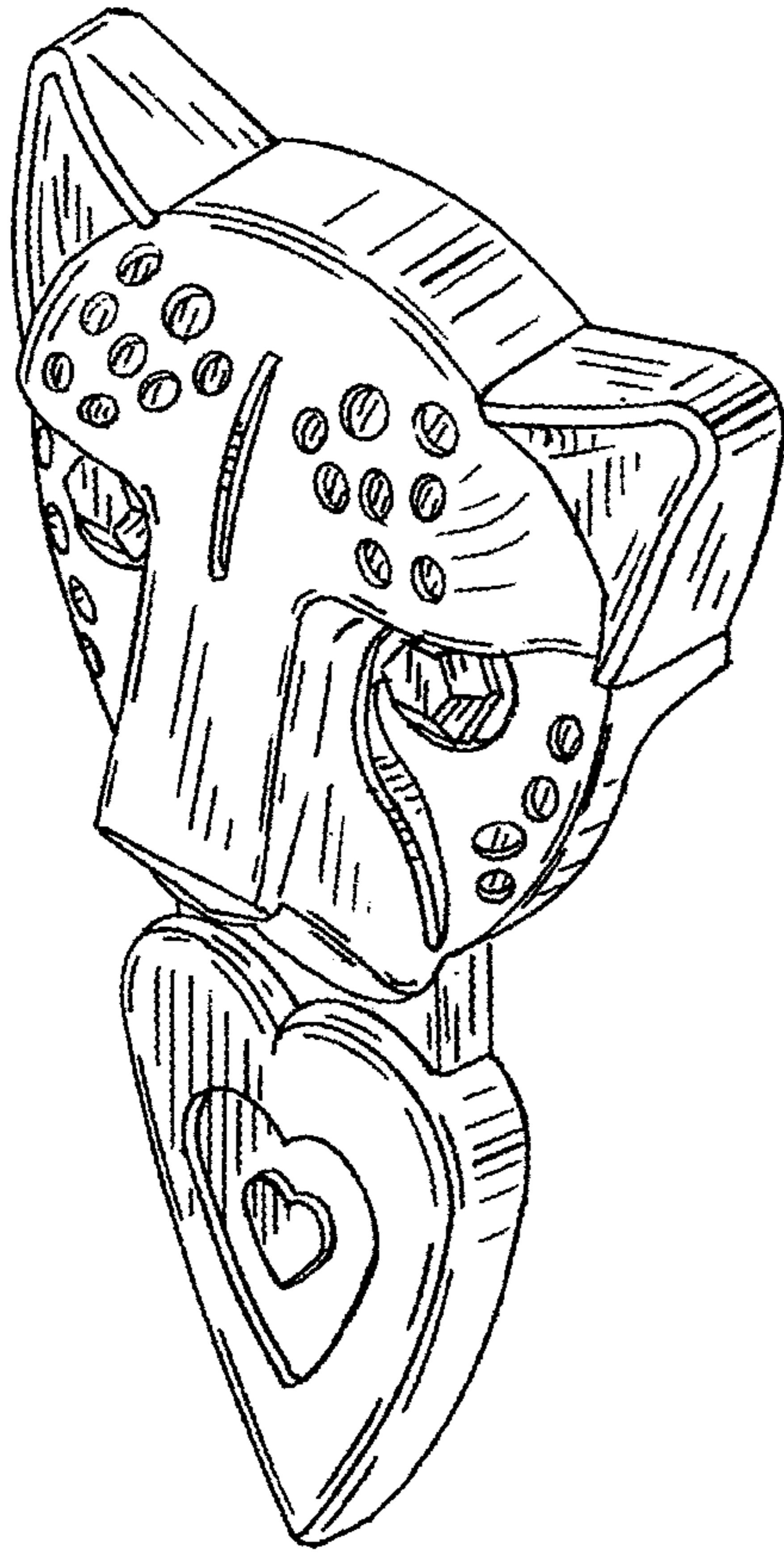


FIG. 1

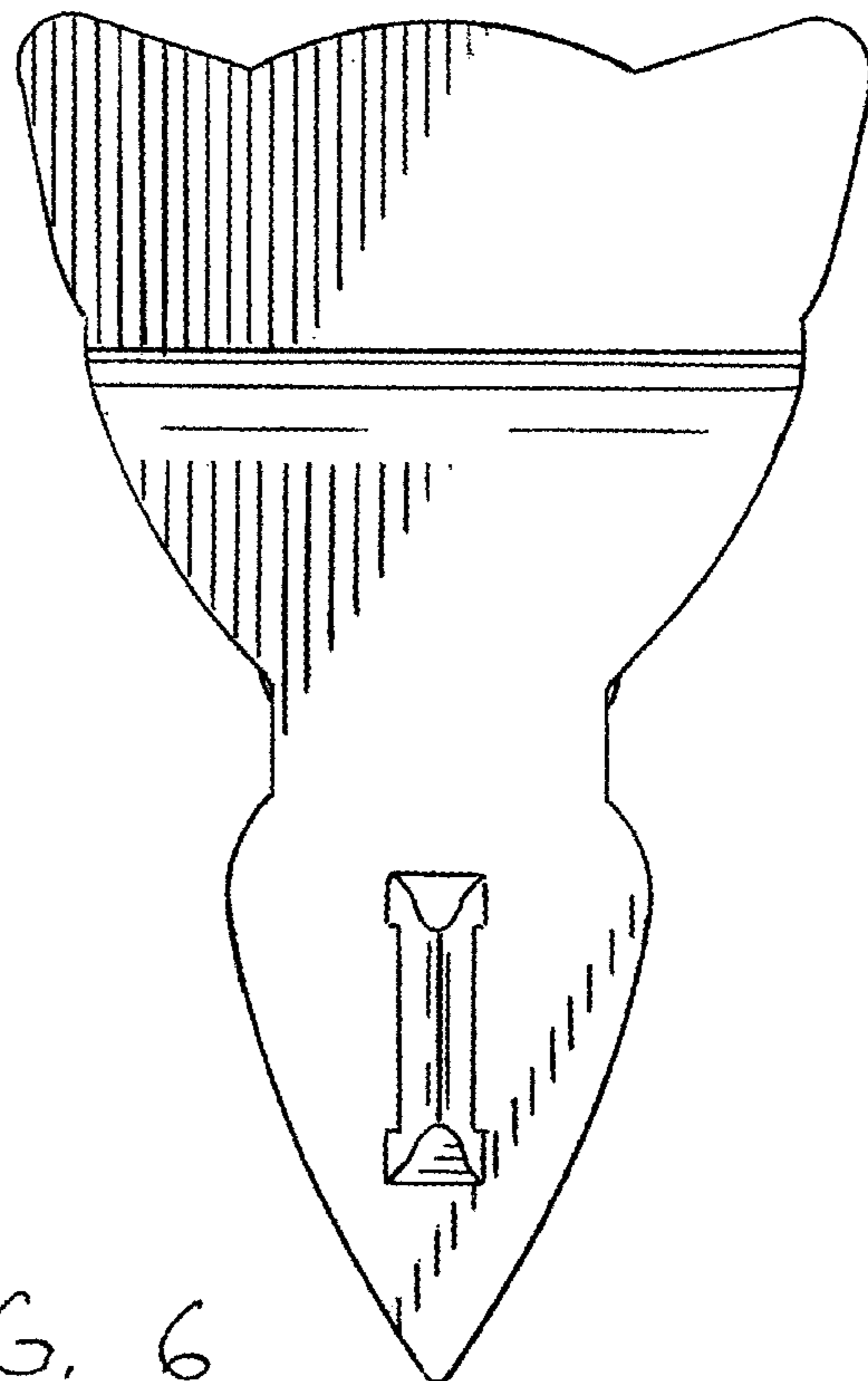


FIG. 6

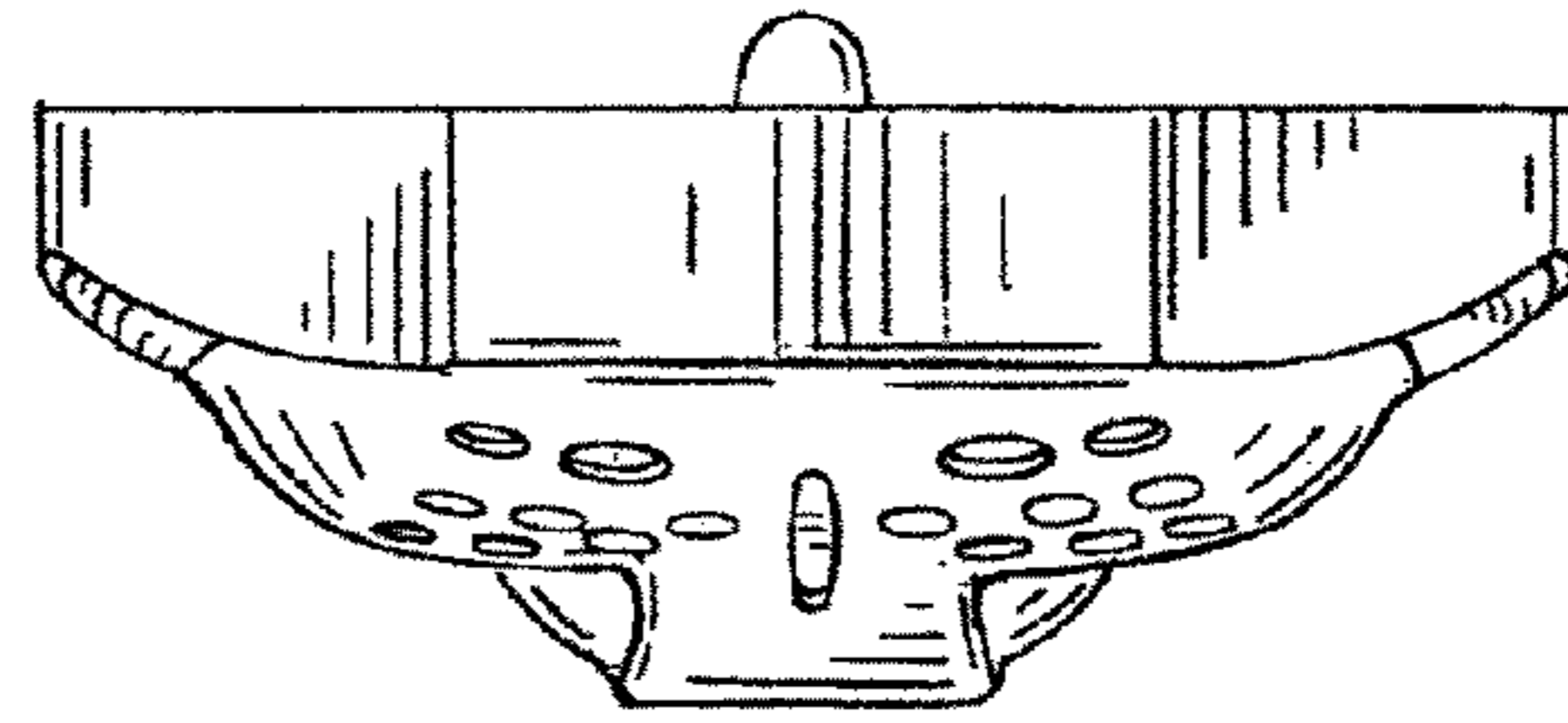


FIG. 4

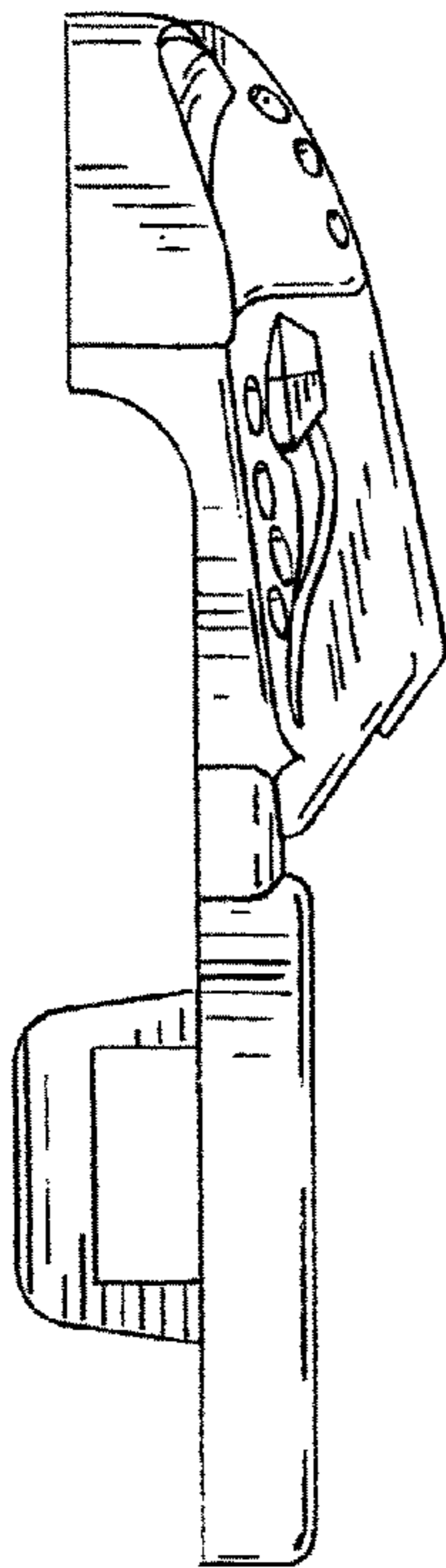


FIG. 3

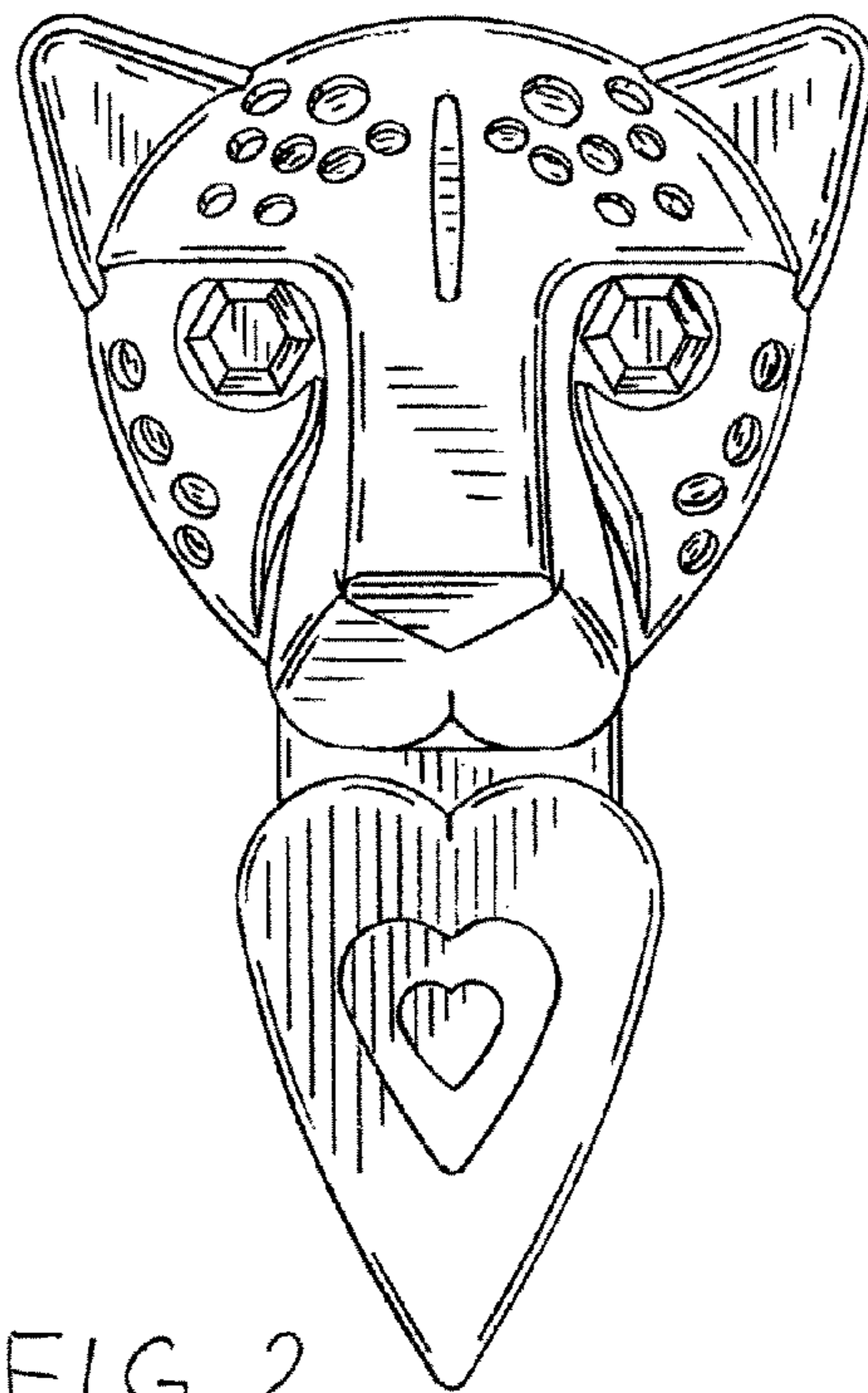


FIG. 2




FIG. 5