



US00D763655S

(12) **United States Design Patent**
Zimmer

(10) **Patent No.:** **US D763,655 S**

(45) **Date of Patent:** **** Aug. 16, 2016**

(54) **CABINET HANDLE**

(71) Applicant: **Top Knobs USA, Inc.**, Hillsborough, NJ
(US)

(72) Inventor: **Christine Zimmer**, Hillsborough, NJ
(US)

(73) Assignee: **TOP KNOBS USA, INC.**, Hillsborough,
NJ (US)

(**) Term: **14 Years**

(21) Appl. No.: **29/514,368**

(22) Filed: **Jan. 12, 2015**

(51) **LOC (10) Cl.** **08-06**

(52) **U.S. Cl.**
USPC **D8/316**

(58) **Field of Classification Search**
USPC D8/305, 313, 315-320, DIG. 1;
D23/250, 254, 303, 304, 305; D99/11;
D6/546, 549; D7/393, 394; 16/110.1,
16/412, 415
CPC E05B 1/0015; E05B 1/00
See application file for complete search history.

(56) **References Cited**

U.S. PATENT DOCUMENTS

D206,430 S * 12/1966 James et al. D8/316
D343,107 S * 1/1994 Fulton D8/315

D403,230 S * 12/1998 Ziemer D8/317
D530,590 S * 10/2006 Singtoroj D8/302
D561,557 S * 2/2008 McConnell D8/316
D563,197 S * 3/2008 Lowe D8/316
D570,646 S * 6/2008 Jeon D7/402
D679,567 S * 4/2013 Ramsland D8/305
D679,983 S * 4/2013 Ramsland D8/316
D679,984 S * 4/2013 Ramsland D8/316
D708,927 S * 7/2014 Han D8/305
D724,411 S * 3/2015 Han D8/317

* cited by examiner

Primary Examiner — Ian Simmons

Assistant Examiner — Harold Blackwell, II

(74) *Attorney, Agent, or Firm* — Schultz & Associates, P.C.

(57) **CLAIM**

The ornamental design for a cabinet handle, as shown and described.

DESCRIPTION

FIG. 1 is a perspective view of a cabinet handle showing my new design;

FIG. 2 is a side elevation view thereof;

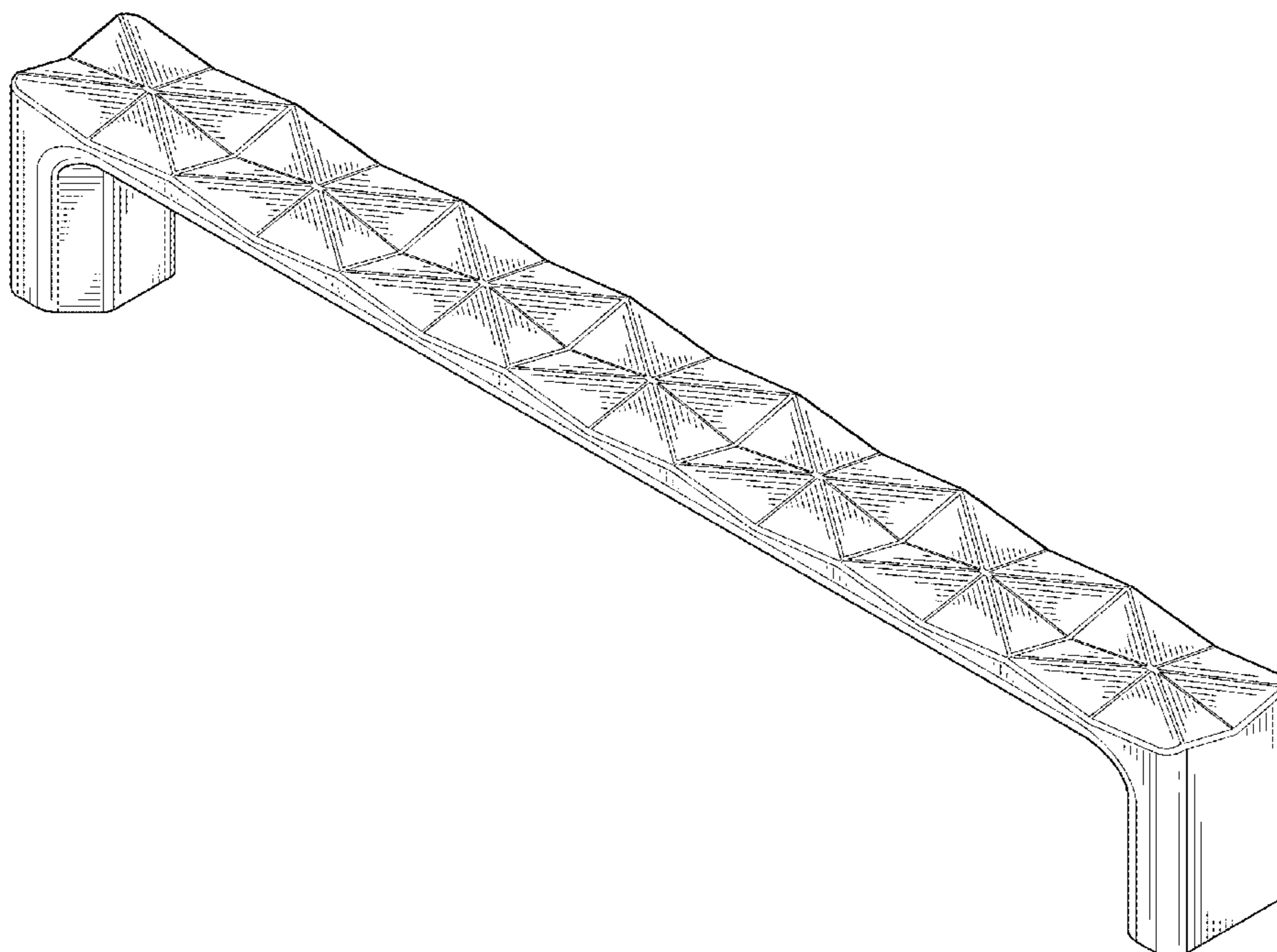
FIG. 3 is a side elevation view thereof;

FIG. 4 is a top plan view thereof; and,

FIG. 5 is a bottom plan view thereof.

The broken lines shown represent unclaimed subject matter and form no part of the claimed design.

1 Claim, 3 Drawing Sheets



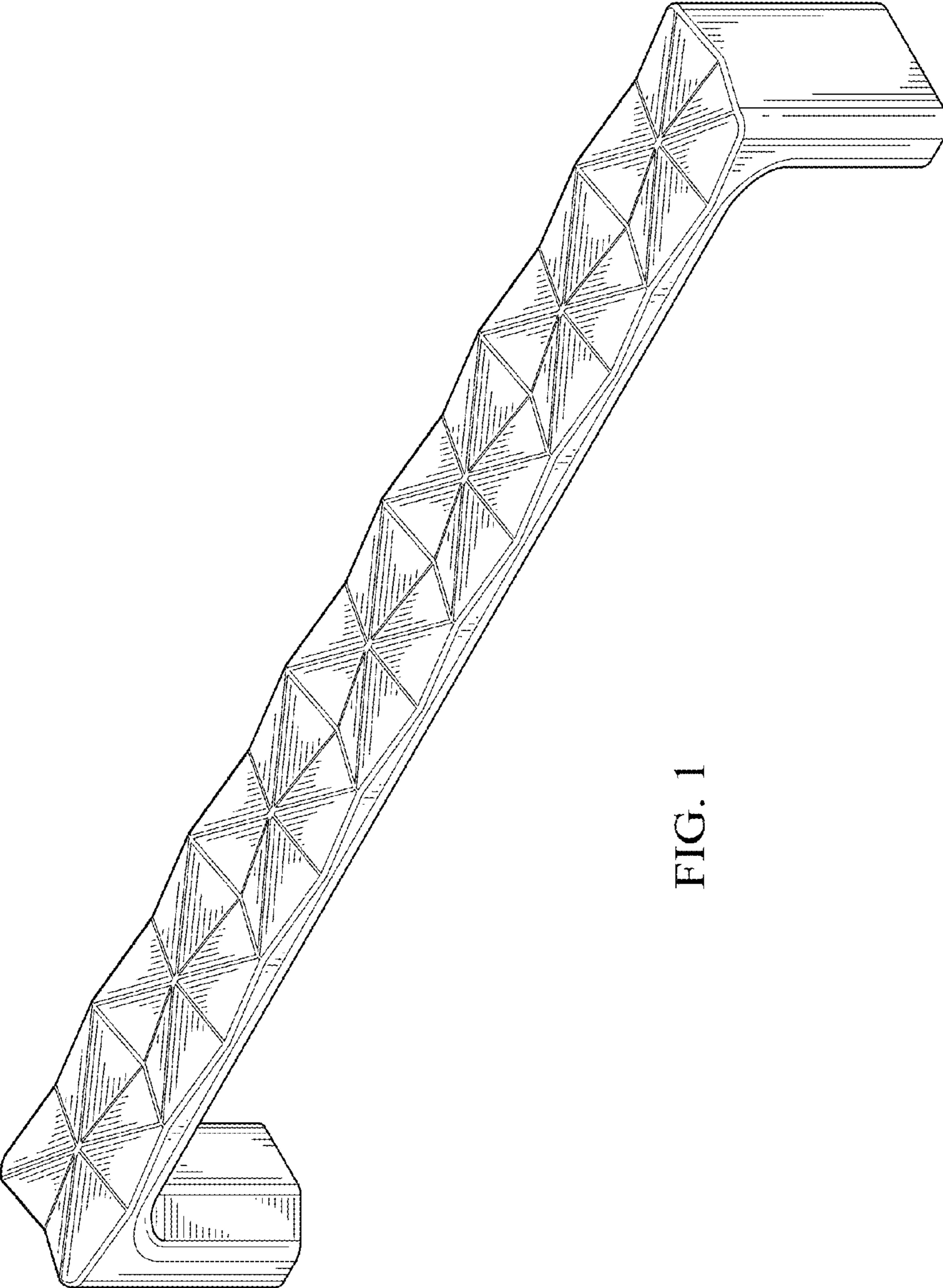


FIG. 1

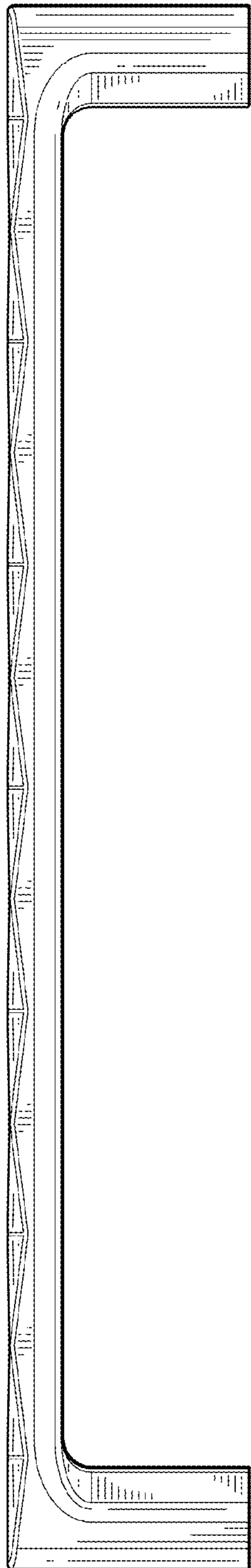


FIG. 2




FIG. 3

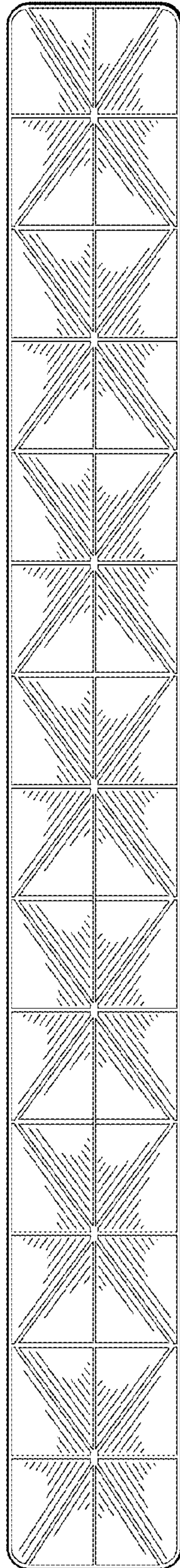


FIG. 4




FIG. 5