



US00D763643S

(12) **United States Design Patent**
Blood et al.

(10) **Patent No.:** **US D763,643 S**
(45) **Date of Patent:** **** Aug. 16, 2016**

(54) **WRENCHING DEVICE**

(71) Applicants: **Scott Blood**, Salmon, ID (US); **Kevin Drake**, Comstock, NE (US)

(72) Inventors: **Scott Blood**, Salmon, ID (US); **Kevin Drake**, Comstock, NE (US)

(**) Term: **14 Years**

(21) Appl. No.: **29/508,299**

(22) Filed: **Nov. 5, 2014**

(51) **LOC (10) Cl.** **08-05**

(52) **U.S. Cl.**
USPC **D8/21**

(58) **Field of Classification Search**
USPC D8/21, 22, 24, 25, 26, 27, 29, 300-302, D8/307-309, 310, 311, DIG. 10; D23/250, D23/252; 292/336.3; 74/523, 543, 545, 546, 74/547; 16/110.1, 412, 413, 422, 426, 16/429; 81/177.1, 177.8, 177.85, 473, 81/478, 481
CPC Y10T 16/44; Y10T 4/20612; Y10T 74/20732; Y10T 16/458; Y10T 16/498; Y10T 16/469; Y10T 16/476; Y10T 74/20744; Y10T 74/20864; Y10T 16/4628; Y10T 74/20642; Y10T 16/473; Y10T 74/20762; Y10T 74/2042; Y10T 74/20828; Y10T 16/459; Y10T 16/4713; Y10T 74/2014; Y10T 16/50; Y10T 74/20438; Y10T 74/20582; Y10T 74/20738; Y10T 16/48; Y10T 74/20618; Y10T 74/20684; Y10T 74/20624; Y10T 74/20468; Y10T 16/61; Y10T 16/4719; Y10T 16/86; Y10S 16/30; Y10S 292/31; Y10S 292/53; Y10S 16/12; Y10S 292/23; Y10S 292/27; Y10S 292/30; Y10S 292/63; E05B 85/16; E05B 1/0015; E05B 77/06; E05B 79/06; E05B 85/18; E05B 85/12; E05B 85/10; E05B 7/00; E05B 1/0053; E05B 77/265
See application file for complete search history.

1,515,164 A * 11/1924 Norwood G05G 1/085
16/110.1
1,550,436 A * 8/1925 Hall B25B 13/08
81/119
1,585,338 A * 5/1926 Fisher B25B 23/065
81/125
1,592,942 A * 7/1926 Hanson F02N 1/02
74/548
1,626,719 A 5/1927 Callison
1,702,676 A * 2/1929 Vocisano E04G 13/025
269/117
1,719,310 A 7/1929 Rawlings
1,762,515 A 6/1930 Hiersch
2,242,157 A * 5/1941 Waechter G05G 5/02
226/129
2,703,030 A 3/1955 Marvin
2,713,366 A * 7/1955 Kennedy A23N 5/01
269/245
2,997,893 A * 8/1961 Fulton B66D 1/06
192/71
3,318,176 A * 5/1967 Geier, Jr. B25B 13/04
81/164
3,865,500 A * 2/1975 Newell F16D 1/104
16/422
4,334,445 A 6/1982 Timewell

(Continued)

FOREIGN PATENT DOCUMENTS

EP	1688221	8/2006
WO	WO2004089576	10/2004
WO	WO2005007347	1/2005

Primary Examiner — Derrick Holland
Assistant Examiner — Lauren Calve
(74) *Attorney, Agent, or Firm* — Goldstein Law Offices, P.C.

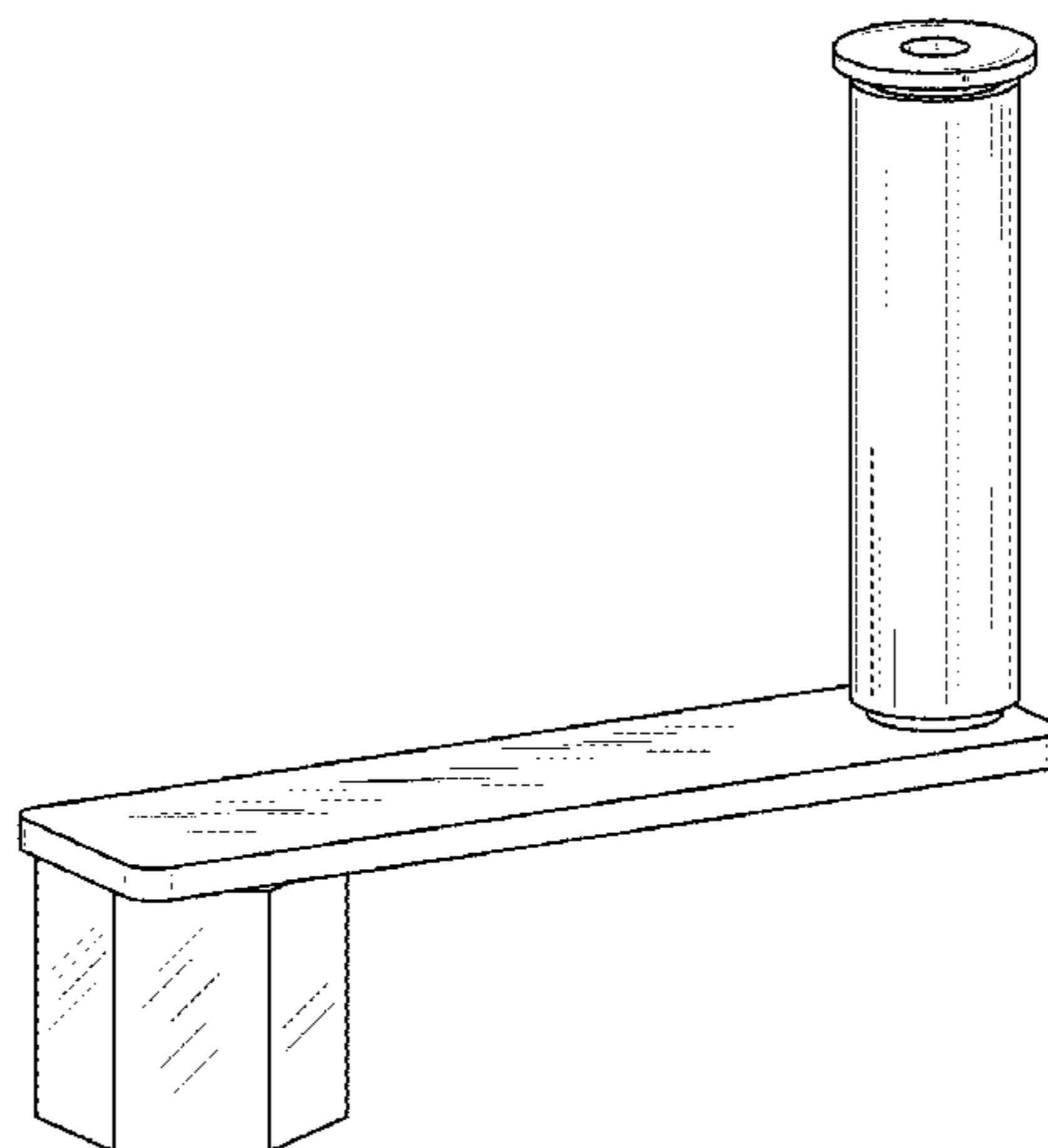
(57) **CLAIM**
The ornamental design for a wrenching device, as shown and described.

DESCRIPTION

FIG. 1 is a perspective view of a wrenching device.
FIG. 2 is a top plan view thereof.
FIG. 3 is a bottom plan view thereof.
FIG. 4 is a front elevational view thereof.
FIG. 5 is a rear elevational view thereof.
FIG. 6 is a right side elevational view thereof; and,
FIG. 7 is a left side elevational view thereof.

1 Claim, 4 Drawing Sheets

(56) **References Cited**
U.S. PATENT DOCUMENTS
1,379,320 A * 5/1921 Strickland F02N 1/02
123/185.13



(56)

References Cited

U.S. PATENT DOCUMENTS

4,475,420 A 10/1984 Atkinson et al.
 4,735,119 A 4/1988 Riley
 D314,123 S * 1/1991 Brainard D8/25
 5,438,894 A * 8/1995 Pearce B25G 1/043
 81/124.7
 D363,419 S * 10/1995 Dixon D8/25
 5,507,204 A * 4/1996 Diffrient G05G 1/082
 16/429
 6,349,620 B1 2/2002 Anderson
 6,457,208 B1 * 10/2002 Keith E05B 1/0053
 16/422
 6,631,728 B2 * 10/2003 Liu A45B 25/14
 135/20.3

D517,382 S * 3/2006 Phillips, Jr. D8/21
 7,044,035 B2 5/2006 Pregeant
 D523,320 S * 6/2006 Bertani D8/309
 D551,043 S * 9/2007 Estrada D8/29
 D668,123 S * 10/2012 Su D8/27
 8,474,353 B1 7/2013 Thoman
 8,950,385 B1 * 2/2015 Khoshnood F41B 5/1469
 124/1
 D745,361 S * 12/2015 Glasband D8/309
 2009/0123301 A1 * 5/2009 Lau F04D 25/086
 417/234
 2011/0132132 A1 * 6/2011 Parker B66F 13/00
 74/504

* cited by examiner




FIG. 1

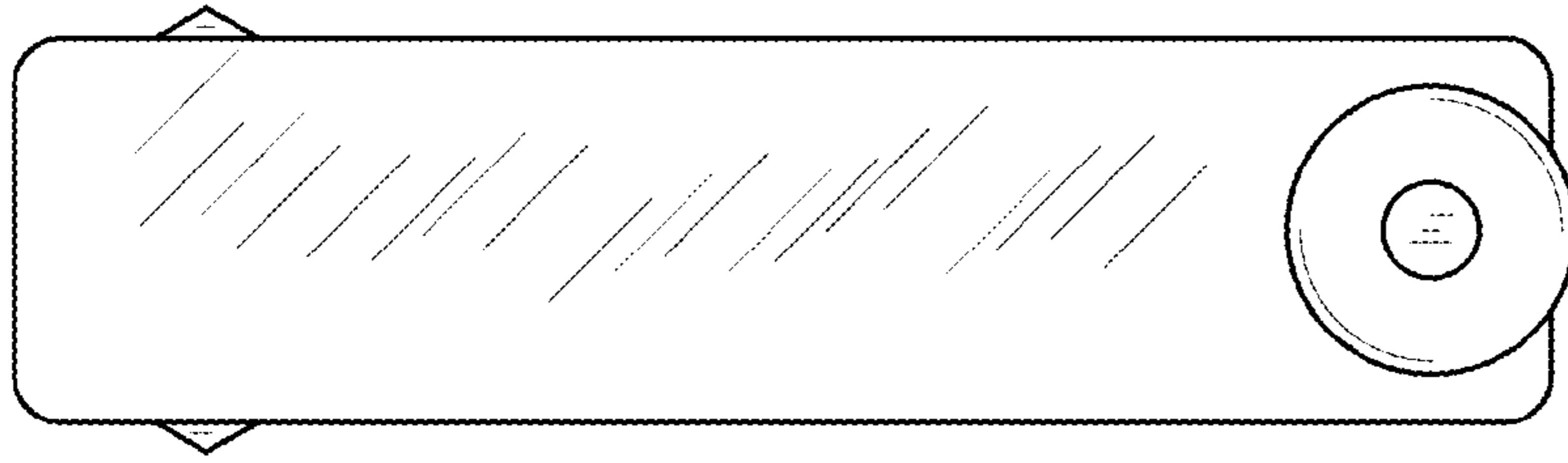


FIG. 2

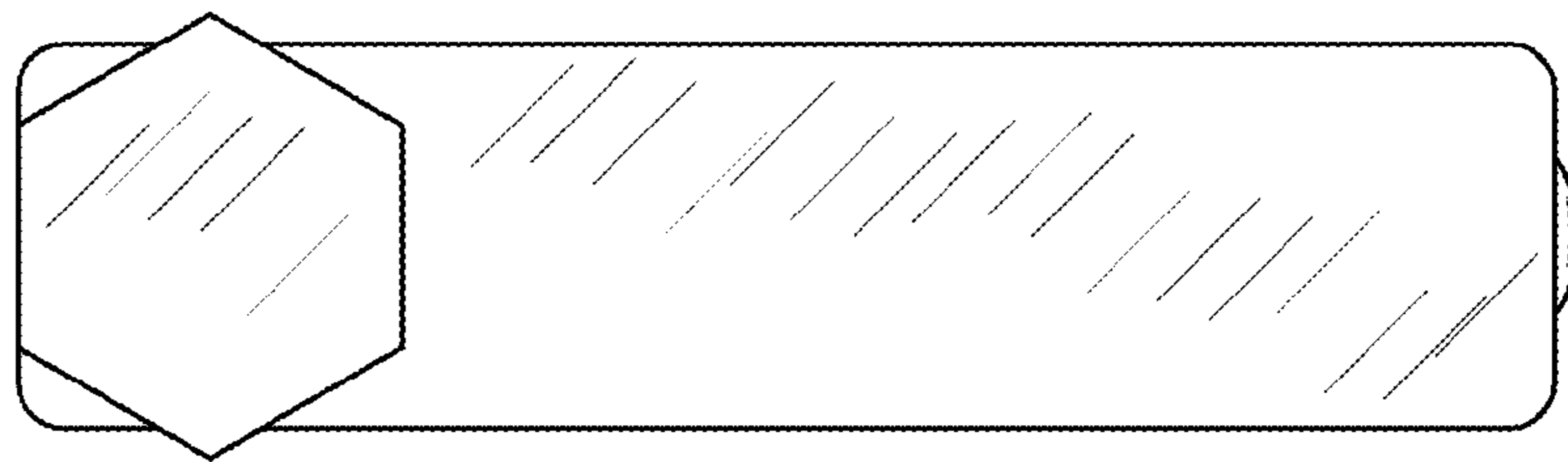


FIG. 3

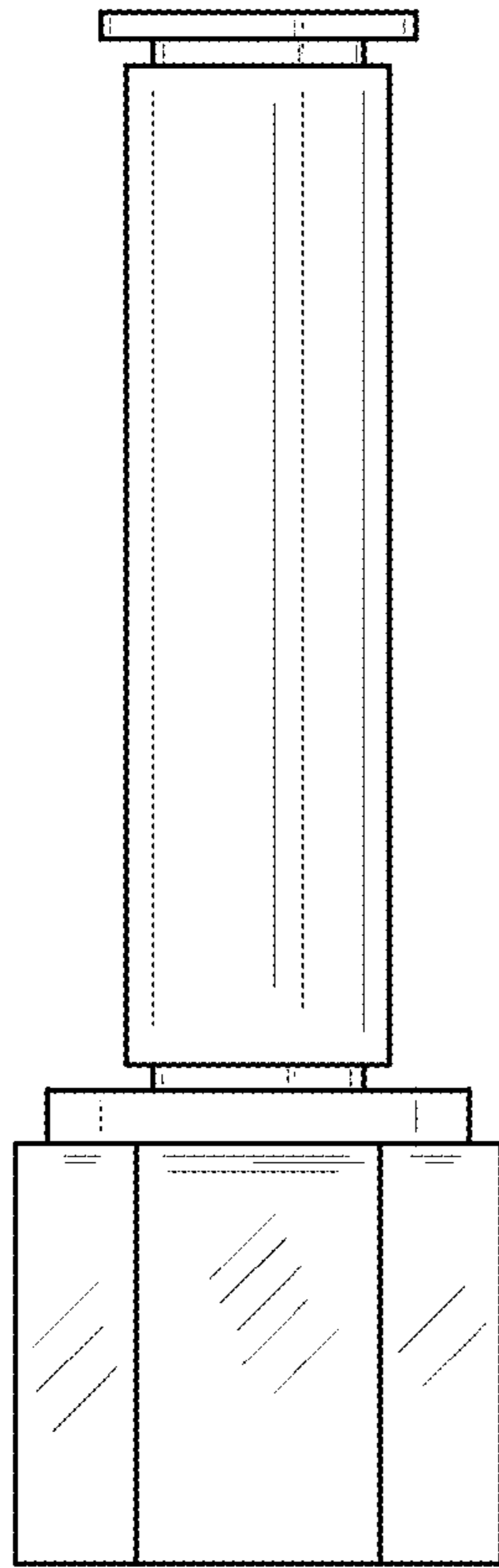


FIG. 4

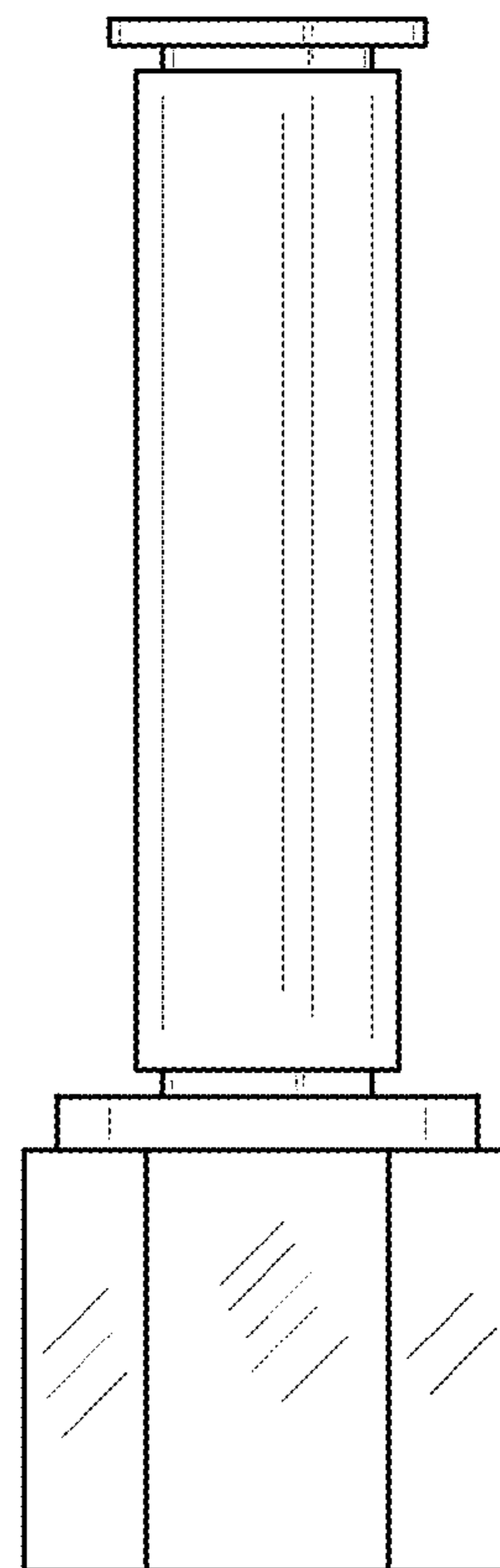


FIG. 5




FIG. 6

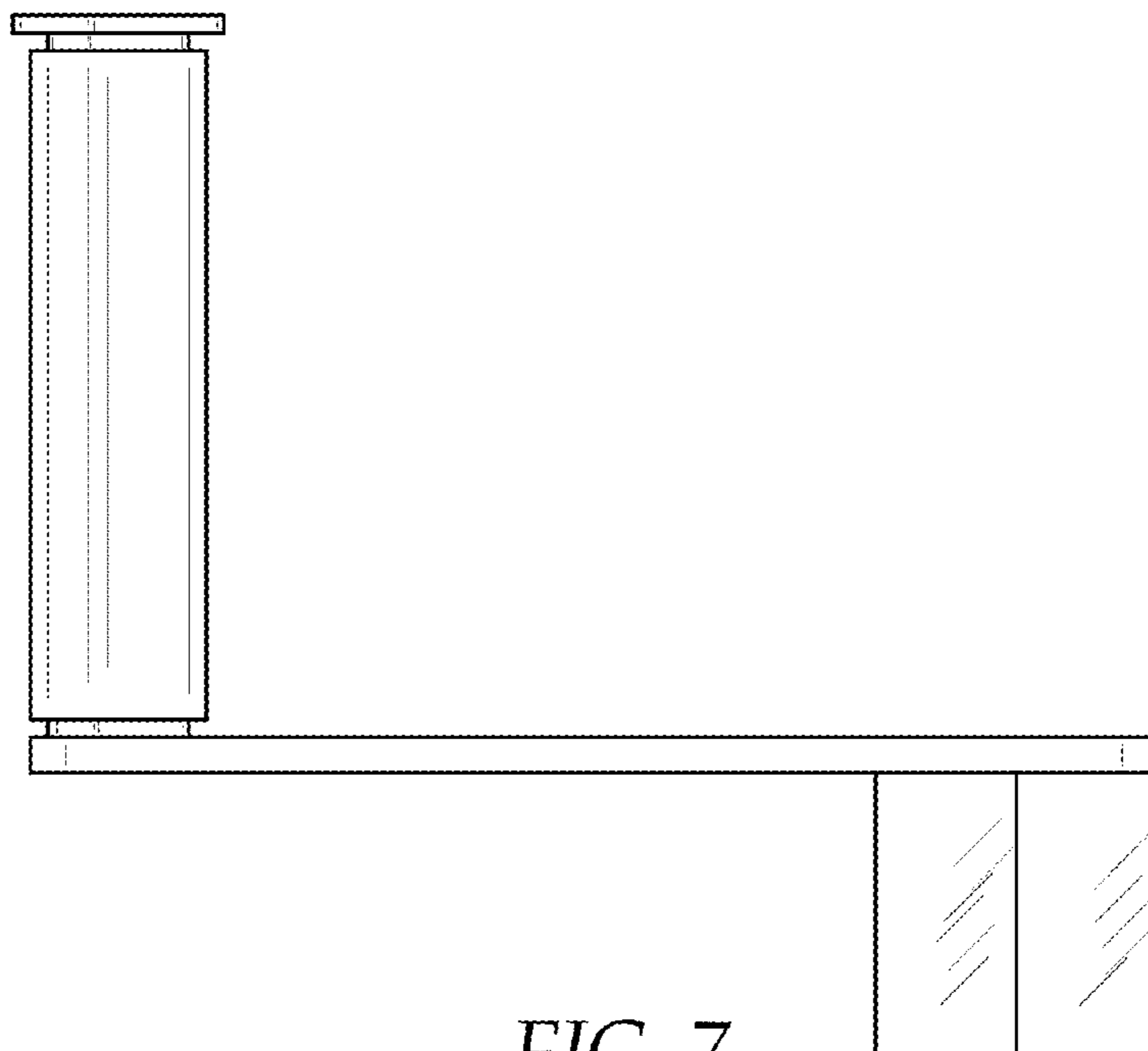


FIG. 7