

US00D763642S

(12) **United States Design Patent**
Langellotti

(10) **Patent No.:** **US D763,642 S**
(45) **Date of Patent:** **** Aug. 16, 2016**

(54) **WINDSCREEN WIPER ARM ADJUSTING TOOL**
(71) Applicant: **Guy M. Langellotti**, Manorville, NY (US)
(72) Inventor: **Guy M. Langellotti**, Manorville, NY (US)
(**) Term: **14 Years**
(21) Appl. No.: **29/507,574**
(22) Filed: **Oct. 29, 2014**
(51) **LOC (10) Cl.** **08-05**
(52) **U.S. Cl.**
USPC **D8/21**
(58) **Field of Classification Search**
USPC D8/17, 21-29; 81/60, 177.1, 177.85, 81/121.1, 124.3, 165-170, 110.1, 176.2, 81/124.6, 176.1, 176.15, 177.2; 16/110.1; D15/144.1; 219/75, 227, 229, 121.16, 219/121.18
CPC B25B 13/00; B25B 13/04; B25B 27/00; B25B 33/00
See application file for complete search history.

3,071,849 A * 1/1963 Krohm B25B 27/0035 29/270
4,161,798 A 7/1979 Mohnach et al.
D286,499 S 11/1986 Moreno
4,656,716 A * 4/1987 Hymmen B25B 27/00 29/270
5,212,860 A * 5/1993 Lakey B25B 9/00 29/270
D358,534 S * 5/1995 Link D8/17
5,412,833 A 5/1995 Hayden
5,884,517 A 3/1999 Yogo
6,857,303 B2 2/2005 Latour
D546,649 S * 7/2007 Jennings D8/21
D557,575 S * 12/2007 Jennings D8/27
D576,851 S * 9/2008 Zeyfang D8/17
D622,114 S * 8/2010 Balliet D8/16
2013/0139345 A1 6/2013 Buchler et al.

* cited by examiner

Primary Examiner — Randall Gholson
(74) *Attorney, Agent, or Firm* — Richard L. Miller

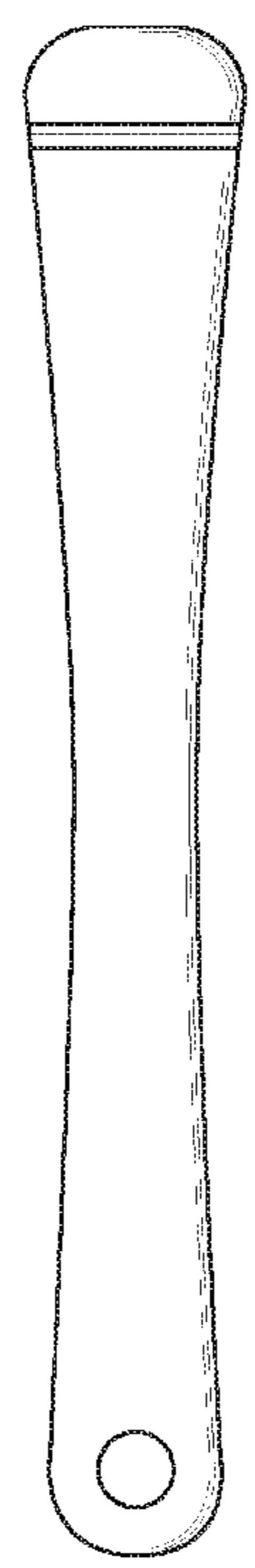
(57) **CLAIM**
The ornamental design for a windscreen wiper arm adjusting tool, as shown and described.

DESCRIPTION

FIG. 1 is a front elevational view of a windscreen wiper arm adjusting tool showing my new design; FIG. 2 is a top plan view thereof; FIG. 3 is a rear elevational view thereof; FIG. 4 is a bottom plan view thereof; and, FIG. 5 is a left side elevational view thereof, it being understood that the opposite side is a mirror image thereof.

1 Claim, 1 Drawing Sheet

(56) **References Cited**
U.S. PATENT DOCUMENTS
1,681,724 A 8/1928 Demand
2,856,212 A 10/1958 Sacchini
2,898,674 A * 8/1959 Anderson B25B 13/04 29/278



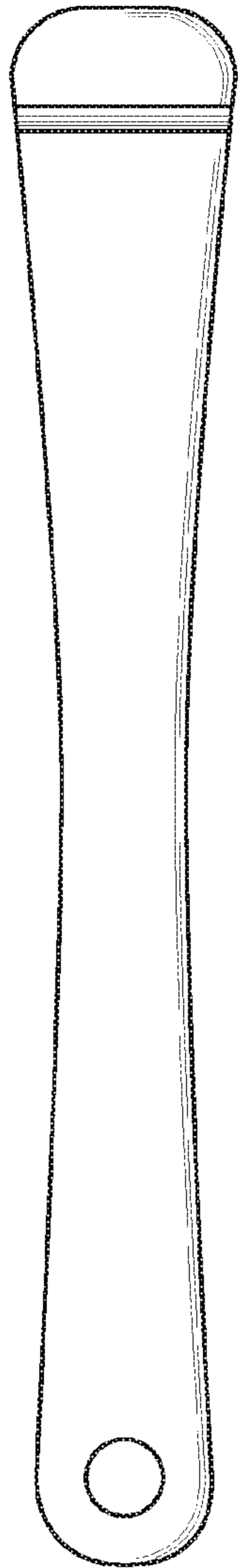


Fig. 1

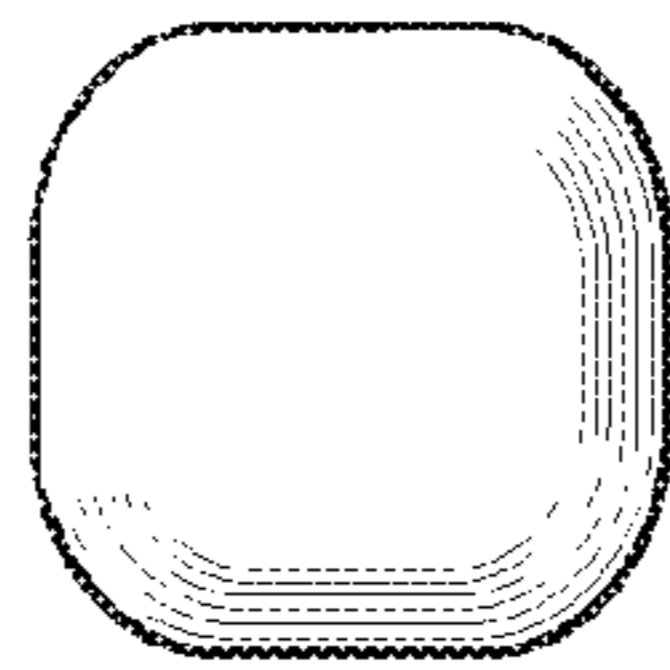


Fig. 2

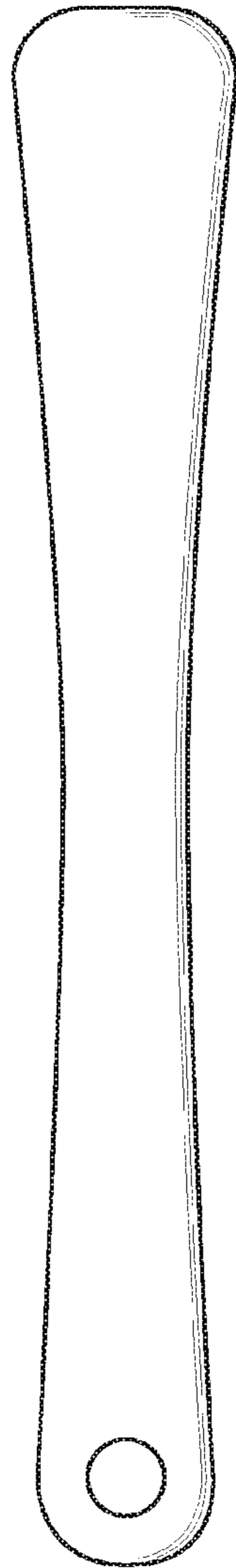


Fig. 3

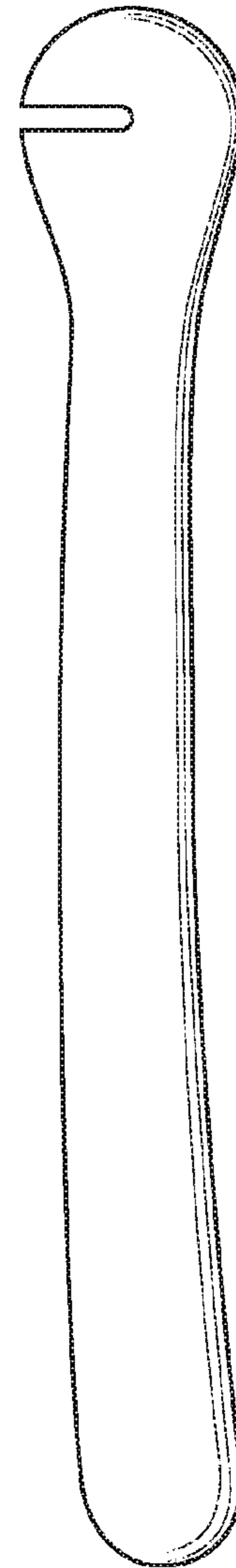


Fig. 5

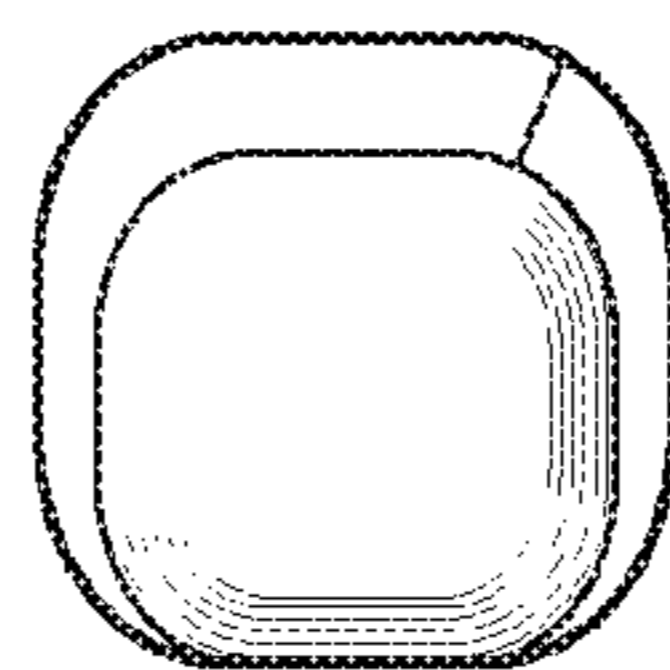


Fig. 4