



US00D763630S

(12) **United States Design Patent**
Cook et al.

(10) **Patent No.:** **US D763,630 S**

(45) **Date of Patent:** **** Aug. 16, 2016**

(54) **SALAD TONGS**

(71) Applicant: **Belle-V, LLC**, Chicago, IL (US)

(72) Inventors: **Alan Jay Cook**, Chicago, IL (US);
Kevin John Augustyniak, Elma, NY
(US); **Jeffrey Allen Salazar**, Palo Alto,
CA (US); **Jonathan (JJ) Mendoza**, San
Francisco, CA (US)

(73) Assignee: **Belle-V, LLC**, Chicago, IL (US)

(**) Term: **14 Years**

(21) Appl. No.: **29/519,600**

(22) Filed: **Mar. 6, 2015**

(51) **LOC (10) Cl.** **07-03**

(52) **U.S. Cl.**
USPC **D7/645; D7/683; D7/688**

(58) **Field of Classification Search**
USPC D7/680-697, 393, 395, 401.2, 642-664
CPC A47G 21/02; A47G 21/06; A47G 21/00;
A47J 43/283

See application file for complete search history.

(56) **References Cited**

U.S. PATENT DOCUMENTS

D235,305 S *	6/1975	Salviato	D7/645
D263,442 S *	3/1982	Morin	D7/645
7,013,568 B2 *	3/2006	Schmidt	A47G 21/06 30/147

* cited by examiner

Primary Examiner — Terry Wallace

(74) *Attorney, Agent, or Firm* — Michael J. Femal; Much
Shelist

(57) **CLAIM**

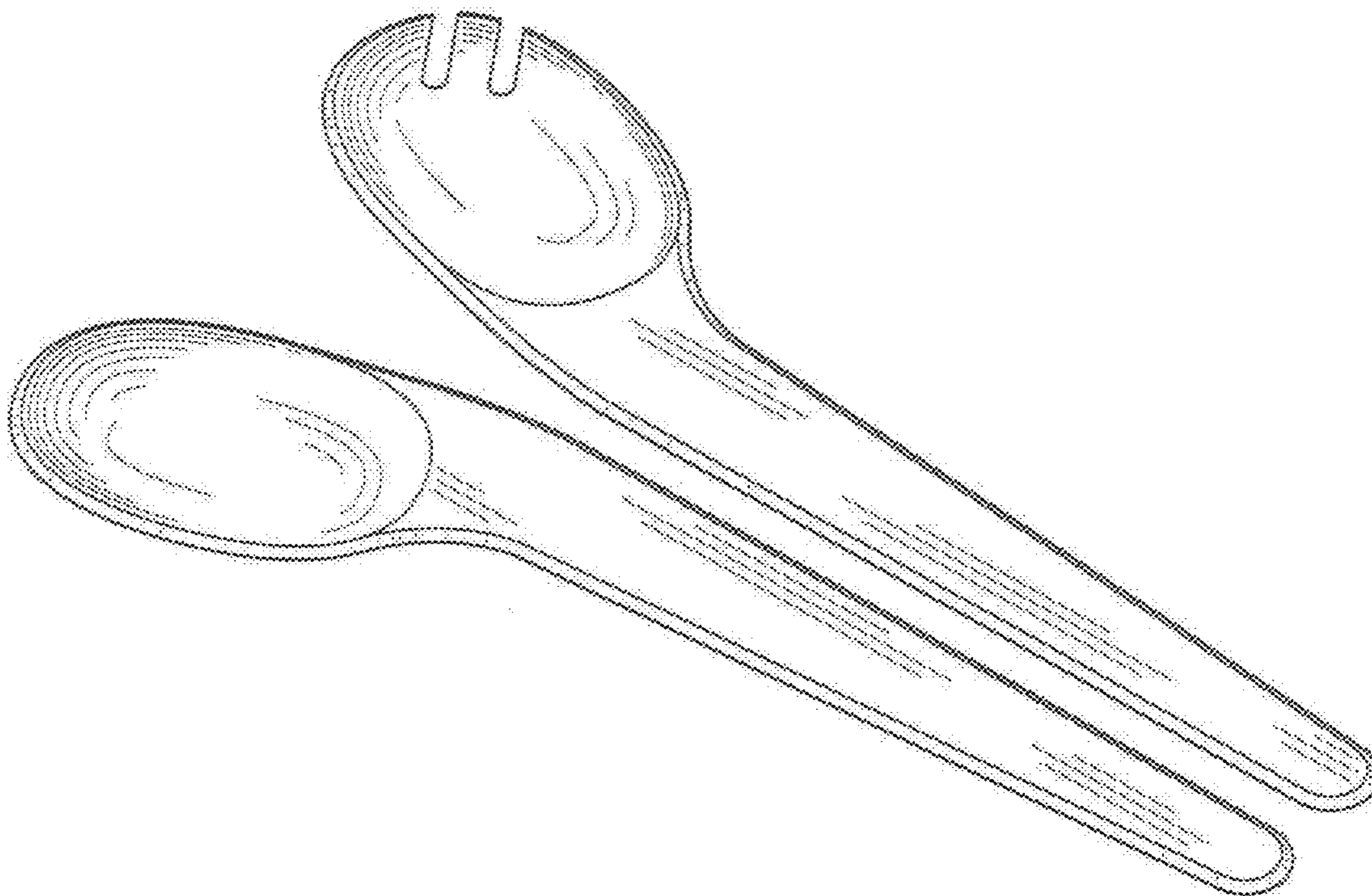
The ornamental design of the salad tongs, as shown.

DESCRIPTION

FIG. 1 is a perspective view of the salad tongs showing our
new design;

FIG. 2 is a top plan view of the salad tongs of FIG. 1; and
FIG. 3 is a bottom plan view of the salad tongs of FIG. 1;
FIG. 4 is a right side elevation of the salad tongs of FIG. 1;
FIG. 5 is a left side elevation of the salad tongs of FIG. 1;
FIG. 6 is a front view of the salad tongs of FIG. 1; and,
FIG. 7 is a rear view of the salad tongs of FIG. 1.

1 Claim, 3 Drawing Sheets



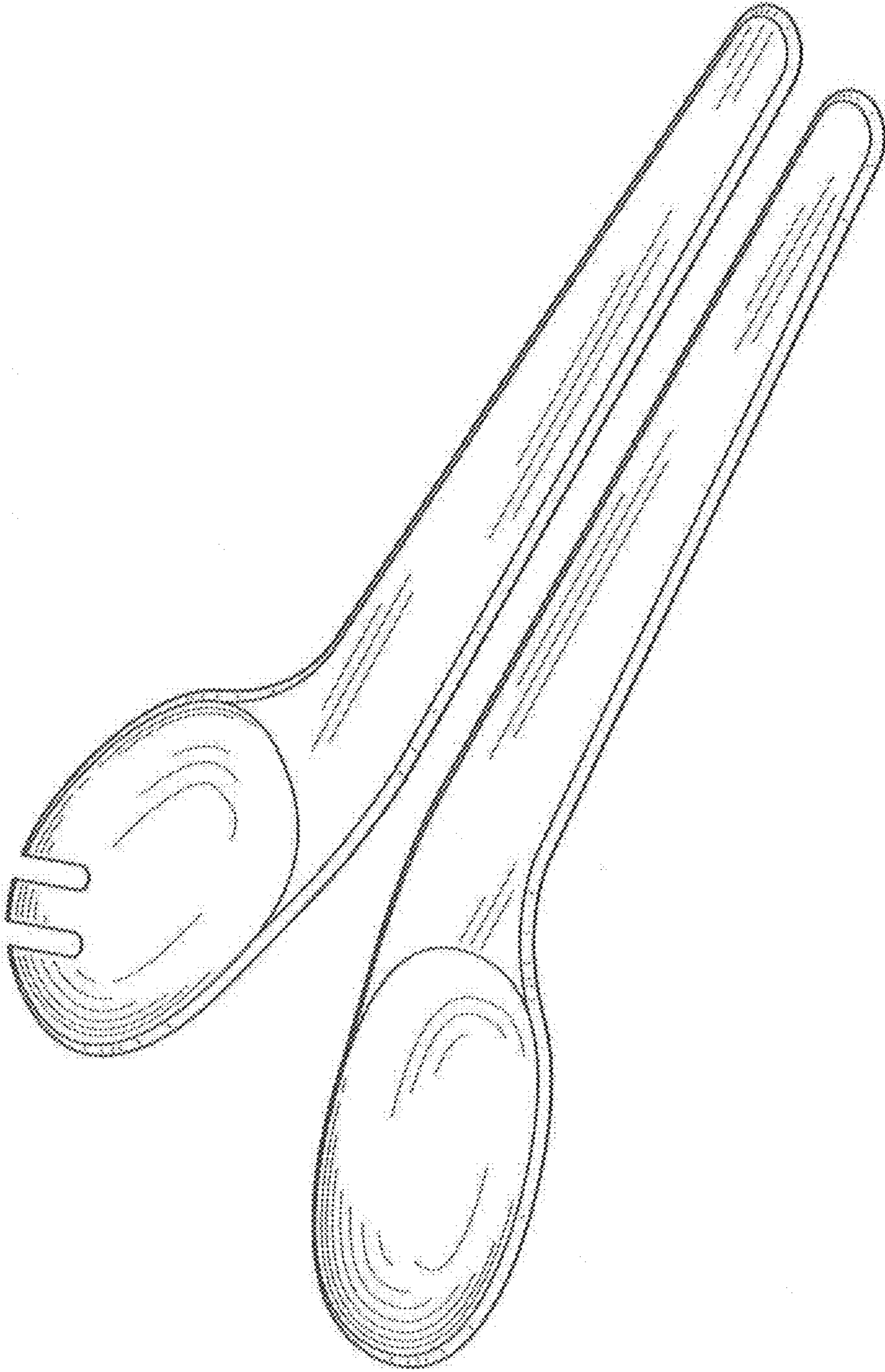


FIG. 1




FIG. 3

FIG. 2




FIG. 4

FIG. 5

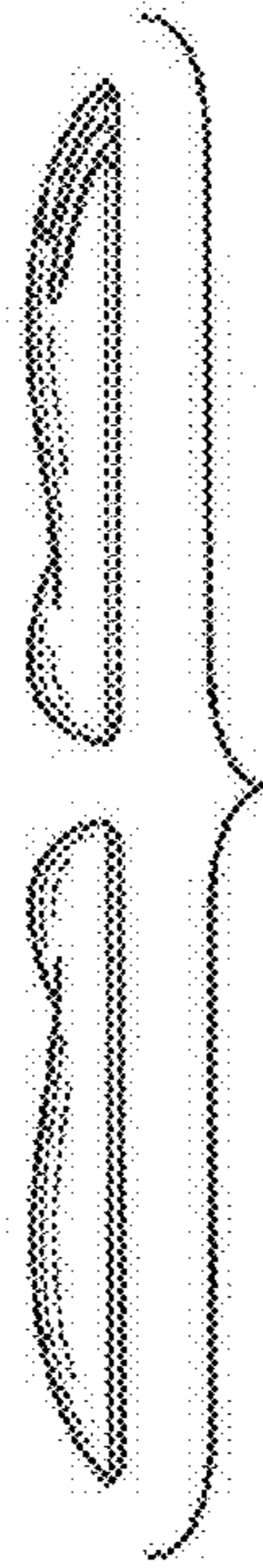


FIG. 6



FIG. 7