



US00D763627S

(12) **United States Design Patent**  
**Thompson et al.**

(10) **Patent No.:** **US D763,627 S**  
(45) **Date of Patent:** **\*\* Aug. 16, 2016**

(54) **BEVERAGE CARTRIDGE HOLDER**  
(71) Applicant: **Keurig Green Mountain, Inc.**,  
Waterbury, VT (US)  
(72) Inventors: **Keith Paul Thompson**, Cambridge  
(GB); **Matthew John Maitland**,  
Cambridge (GB); **Iain James**  
**Sabberton**, Cambridge (GB); **Peter**  
**David Cauwood**, Cambridge (GB);  
**Kevin Thomas Brandimarte**, Boston,  
MA (US); **Anthony C. Lai**, Bedford,  
MA (US)

3,146,906 A 9/1964 Swett  
D249,313 S \* 9/1978 Ganz ..... D6/680.2  
5,074,421 A 12/1991 Coulter  
5,772,050 A 6/1998 Shih  
D490,273 S 5/2004 Hockey  
6,755,310 B1 \* 6/2004 Hilton ..... A47F 1/08  
211/78  
6,796,441 B2 9/2004 Tremblay  
D512,282 S 12/2005 Martin  
D513,948 S 1/2006 Martin  
7,083,070 B2 \* 8/2006 McGuyer ..... A47G 23/08  
211/77

(Continued)

**FOREIGN PATENT DOCUMENTS**

(73) Assignee: **Keurig Green Mountain, Inc.**,  
Waterbury, VT (US)

EP 249894 A1 9/2012  
GB 611653 11/1948  
GB 810911 3/1959

(\*\*) Term: **14 Years**

**OTHER PUBLICATIONS**

(21) Appl. No.: **29/496,025**

U.S. Appl. No. 29/496,023, filed Ju. 8, 2014, Thompson et al.

(22) Filed: **Jul. 8, 2014**

*Primary Examiner* — Terry Wallace

(51) **LOC (10) Cl.** ..... **07-06**

(74) *Attorney, Agent, or Firm* — Wolf, Greenfield & Sacks,  
P.C.

(52) **U.S. Cl.**  
USPC ..... **D7/600.1**

(58) **Field of Classification Search**  
USPC ..... D7/600.1–600.4, 701–708; 211/41.11,  
211/85.4, 59.2, 77, 78, 194, 70.6, 70.7,  
211/70.1, 74, 71.01; 248/175; 206/563  
CPC ..... A47G 23/0208; A47G 23/0633; A47G  
23/08; A47J 47/16; A47J 47/01; A01G 5/04;  
A47F 7/283  
See application file for complete search history.

(57) **CLAIM**

The ornamental design for a beverage cartridge holder, as  
shown and described.

**DESCRIPTION**

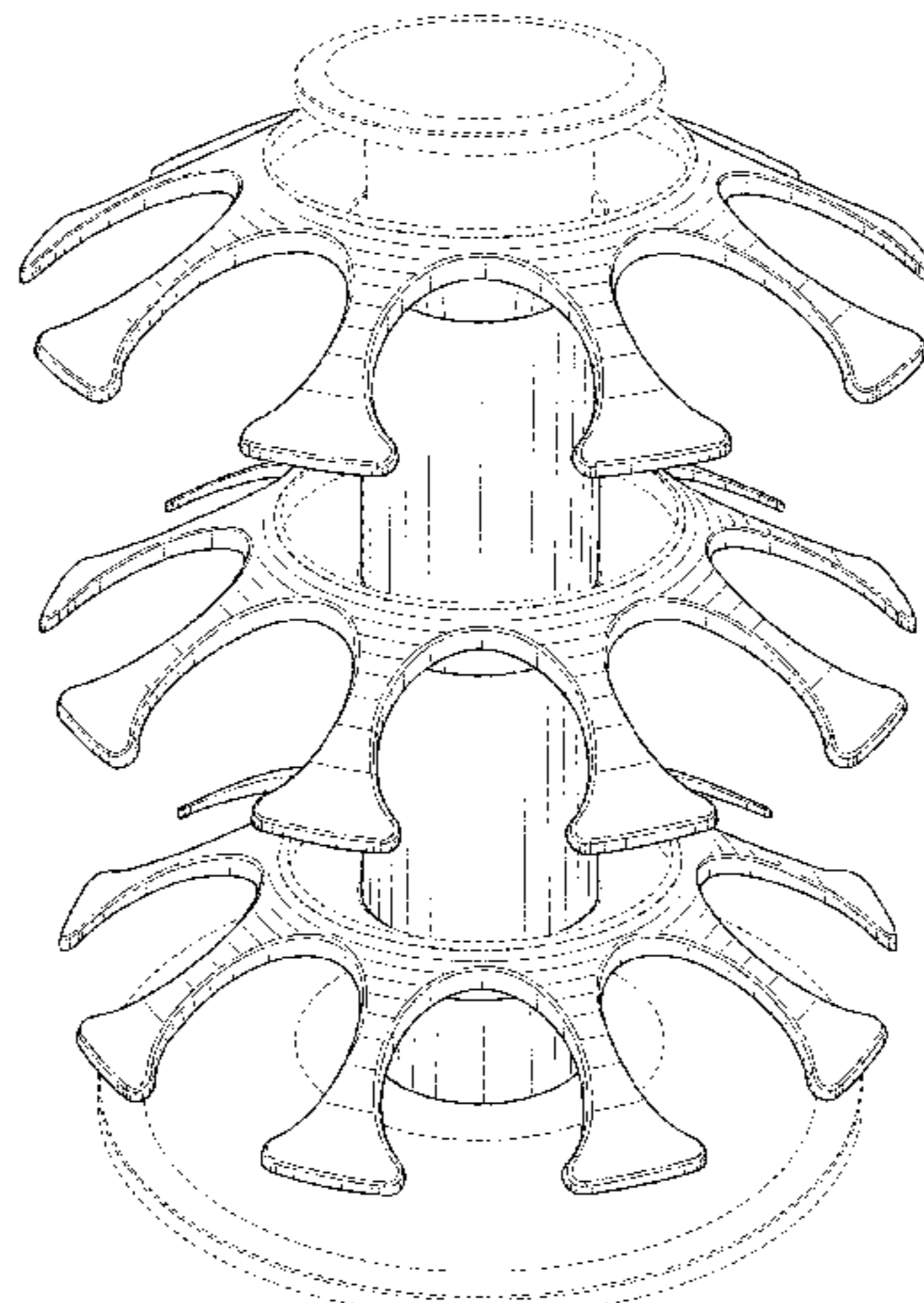
FIG. 1 is a top, front, right perspective view of a beverage  
cartridge holder showing our new design;  
FIG. 2 is a front elevational view thereof;  
FIG. 3 is a rear elevational view thereof;  
FIG. 4 is a right side elevational view thereof, the left side  
elevational view being a mirror image of FIG. 4;  
FIG. 5 is a top plan view thereof; and,  
FIG. 6 is a bottom plan view thereof.  
The broken lines illustrate portions of the beverage cartridge  
holder that form no part of the claimed design. The dash-dot-  
dash lines define boundaries of the claimed design.

(56) **References Cited**

**U.S. PATENT DOCUMENTS**

1,759,140 A \* 5/1930 Silberger ..... A47J 47/16  
211/77  
2,298,047 A 10/1942 Erdman  
2,534,680 A 12/1950 Poirier  
2,883,063 A 4/1959 Baren  
2,946,456 A \* 7/1960 Liguori ..... A47F 7/283  
211/77

**1 Claim, 6 Drawing Sheets**



(56)

**References Cited**

U.S. PATENT DOCUMENTS

D536,936 S *	2/2007	Tiemann	.....	D7/704	D636,643 S	4/2011	Tiemann
D609,533 S	2/2010	Tiemann			D662,782 S	7/2012	Tiemann
7,681,763 B2	3/2010	McGuyer			D664,401 S	7/2012	Tiemann
D617,124 S	6/2010	Snider			8,210,401 B2	7/2012	McGuyer
D620,280 S	7/2010	Snider			8,292,096 B2	10/2012	Thompson
D626,382 S	11/2010	Tiemann			8,302,787 B2	11/2012	Tobey et al.
D634,137 S	3/2011	Chapman et al.			D688,529 S	8/2013	Tiemann
D634,978 S	3/2011	Tiemann			D703,006 S	4/2014	Hsu
					2002/0170868 A1	11/2002	Morgan
					2007/0045206 A1	3/2007	Tiemann
					2012/0031806 A1	2/2012	Riley

\* cited by examiner

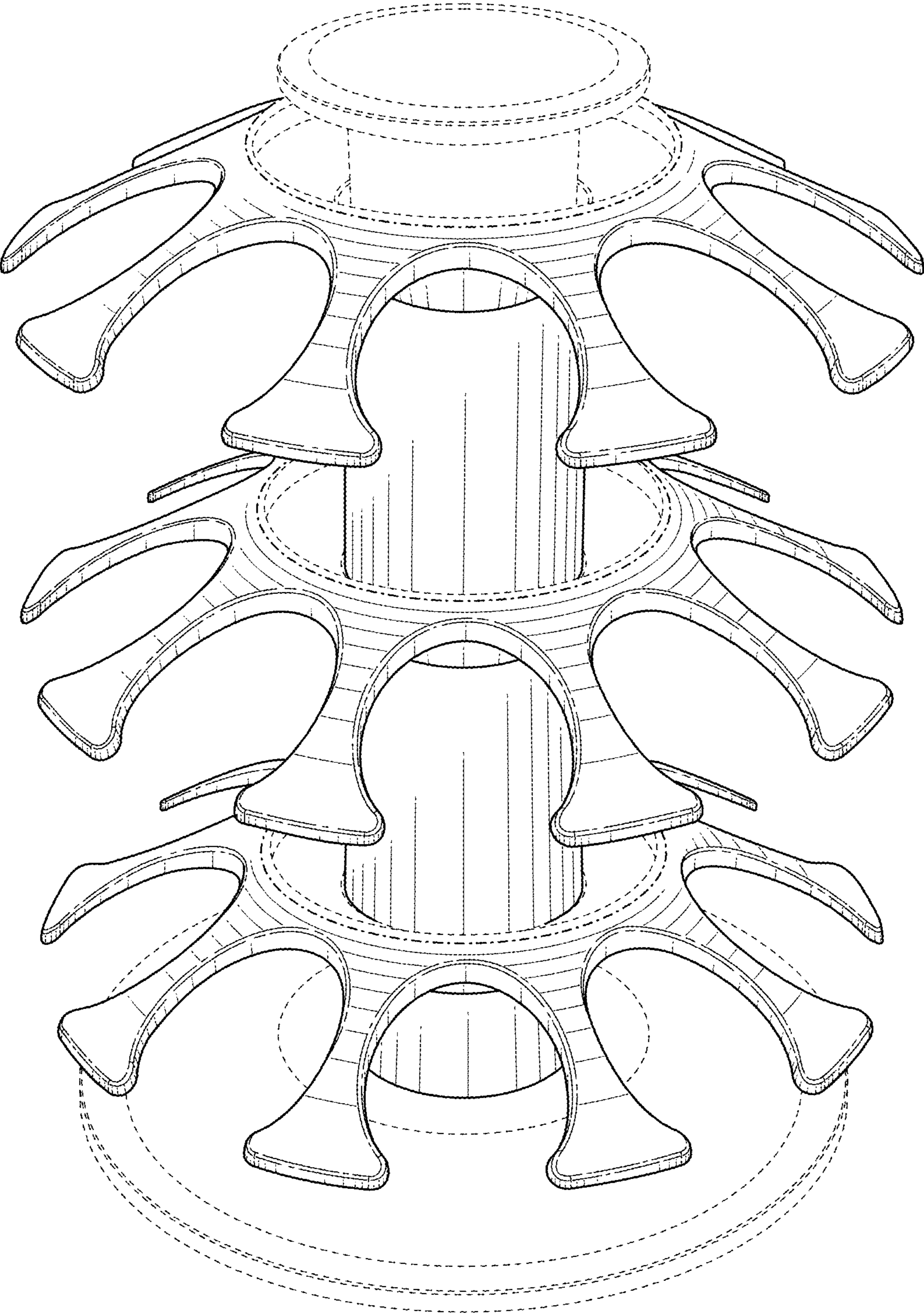


FIG. 1

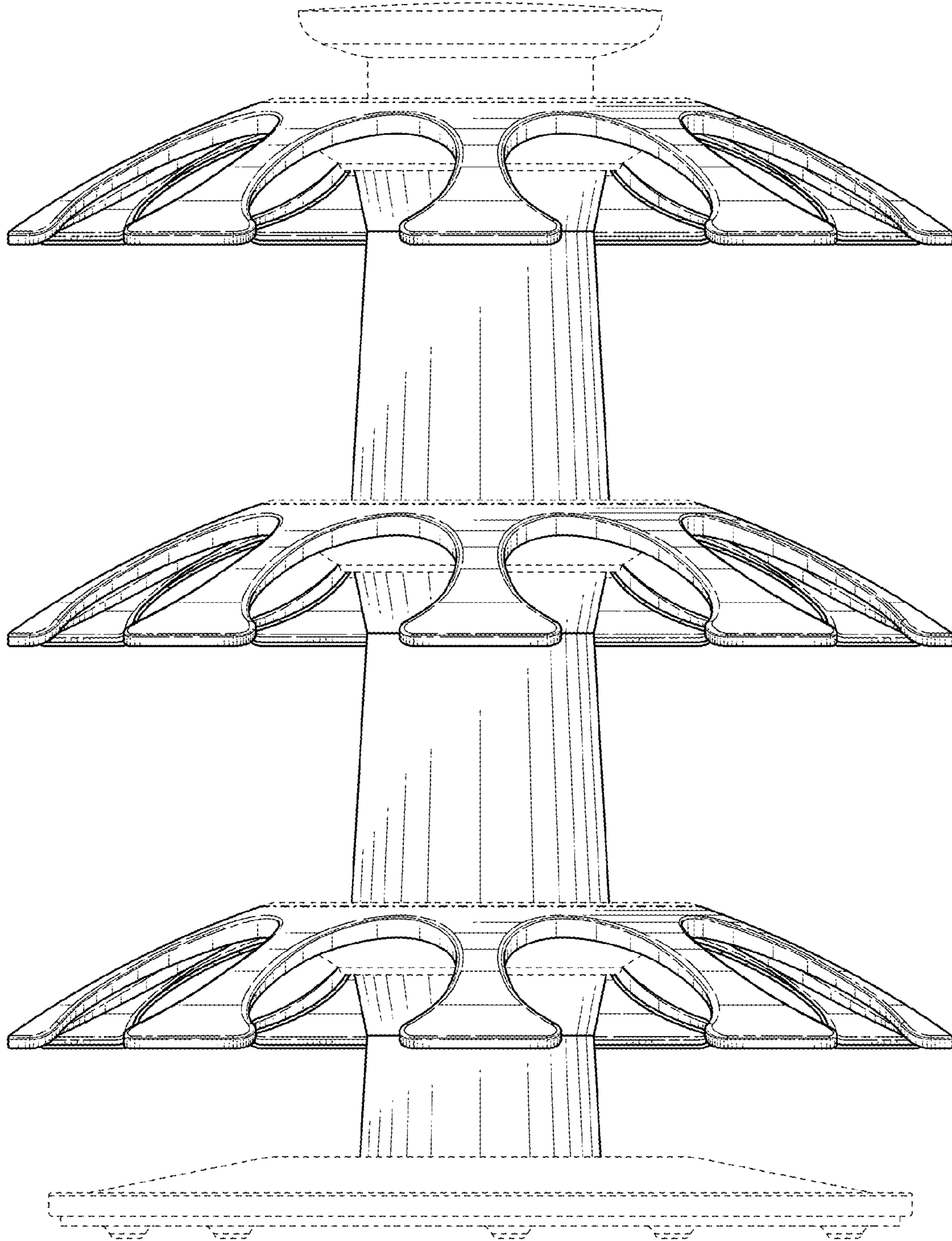


FIG. 2

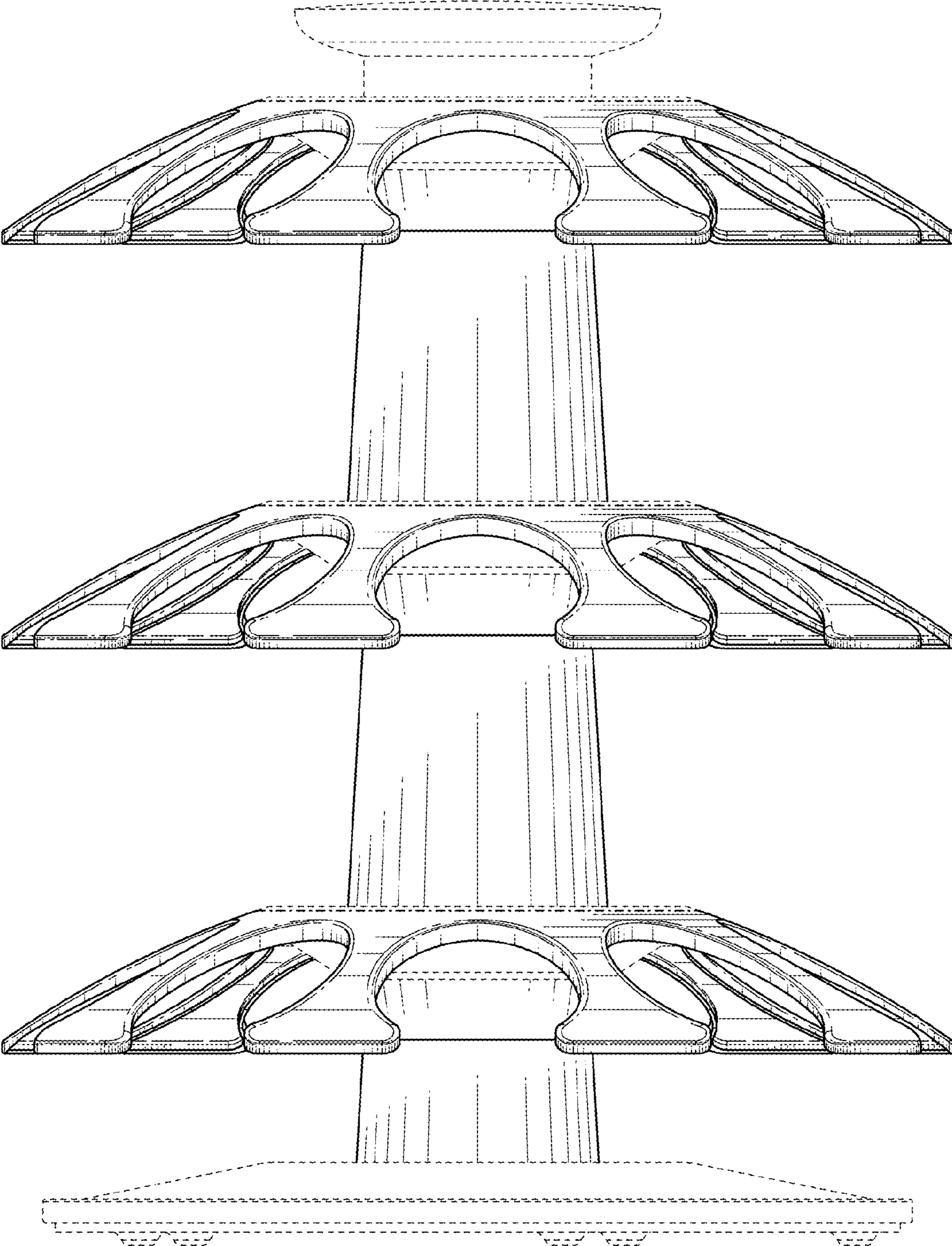


FIG. 3

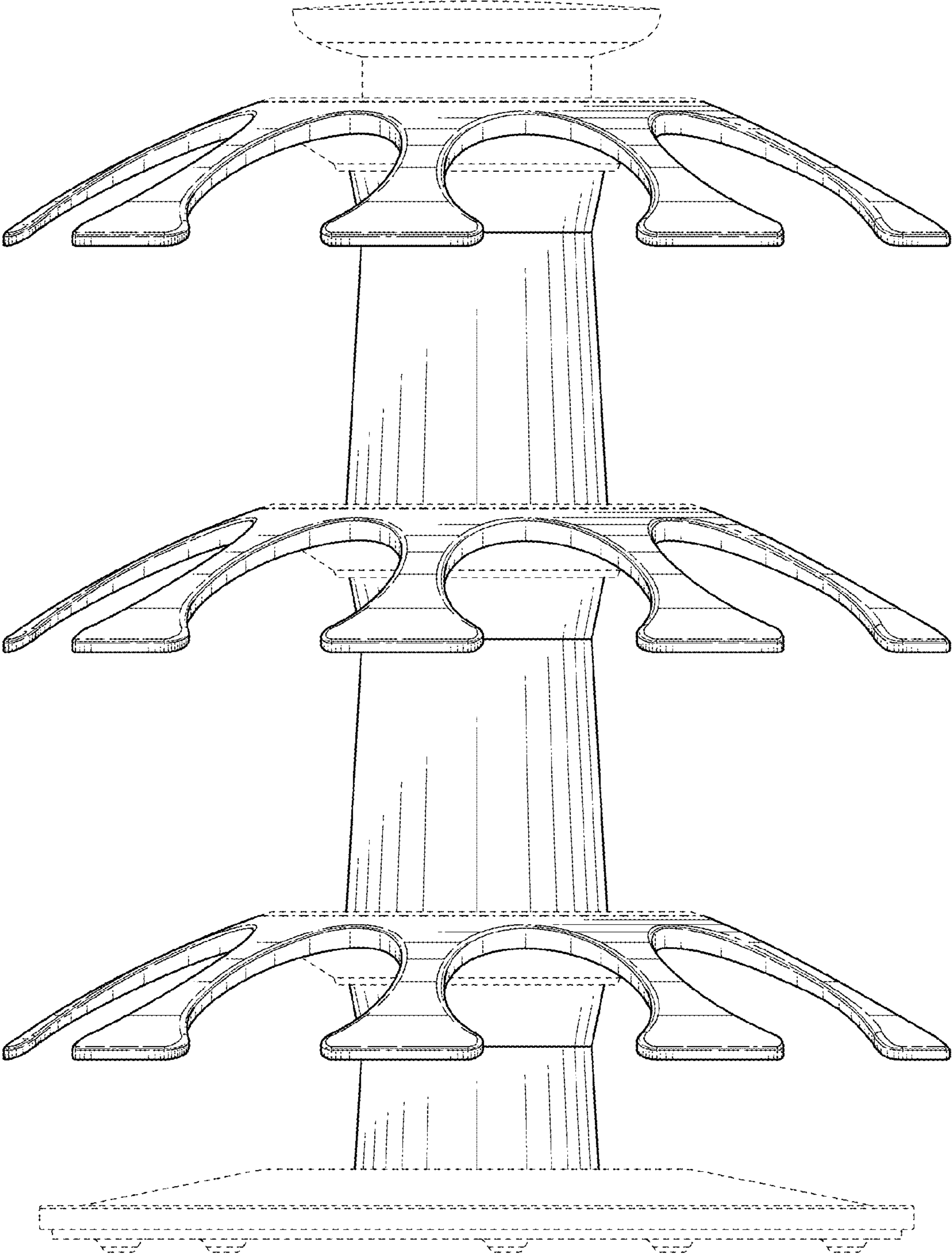


FIG. 4




FIG. 5




FIG. 6