

US00D763617S

(12) **United States Design Patent**  
**Kim et al.**

(10) **Patent No.:** **US D763,617 S**

(45) **Date of Patent:** **\*\* Aug. 16, 2016**

(54) **OVEN RANGE**

(56) **References Cited**

(71) Applicant: **LG Electronics Inc.**, Seoul (KR)

U.S. PATENT DOCUMENTS

(72) Inventors: **Soo Yeon Kim**, Seoul (KR); **Mi Young Kim**, Seoul (KR); **Yoon Sang Kim**, Seoul (KR); **Song Yi Han**, Seoul (KR)

D400,424 S *	11/1998	Lewis	.....	D8/316
D526,527 S *	8/2006	Jung	.....	D7/348
D580,698 S *	11/2008	Kim	.....	D7/348
D626,781 S *	11/2010	Busalt	.....	D7/349
D646,113 S *	10/2011	Park	.....	D7/348
D671,790 S *	12/2012	Busalt	.....	D7/349
D724,889 S *	3/2015	Borjesson	.....	D7/349
D736,027 S *	8/2015	Funnell, II	.....	D7/339
D741,104 S *	10/2015	Funnell, II	.....	D7/348
D745,311 S *	12/2015	Funnell, II	.....	D7/349
D750,413 S *	3/2016	Funnell, II	.....	D7/348
D750,414 S *	3/2016	Funnell, II	.....	D7/348

(73) Assignee: **LG Electronics Inc.**, Seoul (KR)

(\*\*) Term: **14 Years**

(21) Appl. No.: **29/521,153**

(22) Filed: **Mar. 20, 2015**

\* cited by examiner

(30) **Foreign Application Priority Data**

Sep. 24, 2014 (KR) ..... 30-2014-0046258

*Primary Examiner* — Ricky Pham

(51) **LOC (10) Cl.** ..... **07-02**

(74) *Attorney, Agent, or Firm* — Morgan, Lewis & Bockius LLP

(52) **U.S. Cl.**  
USPC ..... **D7/349**; D7/339; D7/348

(57) **CLAIM**

We claim the ornamental design for an oven range, as shown and described.

(58) **Field of Classification Search**  
USPC ..... D7/323, 328–330, 339–349, 390,  
D7/402–406; D8/300–306, 316  
CPC ..... A21B 2/00; A47J 37/00; A47J 37/06;  
A47J 37/0611; A47J 37/08; A47J 37/0807;  
A47J 37/0814; A47J 37/0835; A47J 37/0842;  
A47J 37/085; A47J 37/0864; A47J 37/0878;  
A47J 37/0885; A47J 37/0892; F24C 7/00;  
F24C 7/002; F24C 7/046; F24C 7/067;  
F24C 15/02; F24C 15/04; F24C 15/10;  
F24C 15/102

**DESCRIPTION**

FIG. 1 is a perspective view of an oven range showing our new design;  
FIG. 2 is a front elevation view thereof;  
FIG. 3 is a rear elevation view thereof;  
FIG. 4 is a left-side elevation view thereof;  
FIG. 5 is a right-side elevation view thereof;  
FIG. 6 is a top plan view thereof; and,  
FIG. 7 is a bottom plan view thereof.

See application file for complete search history.

**1 Claim, 6 Drawing Sheets**

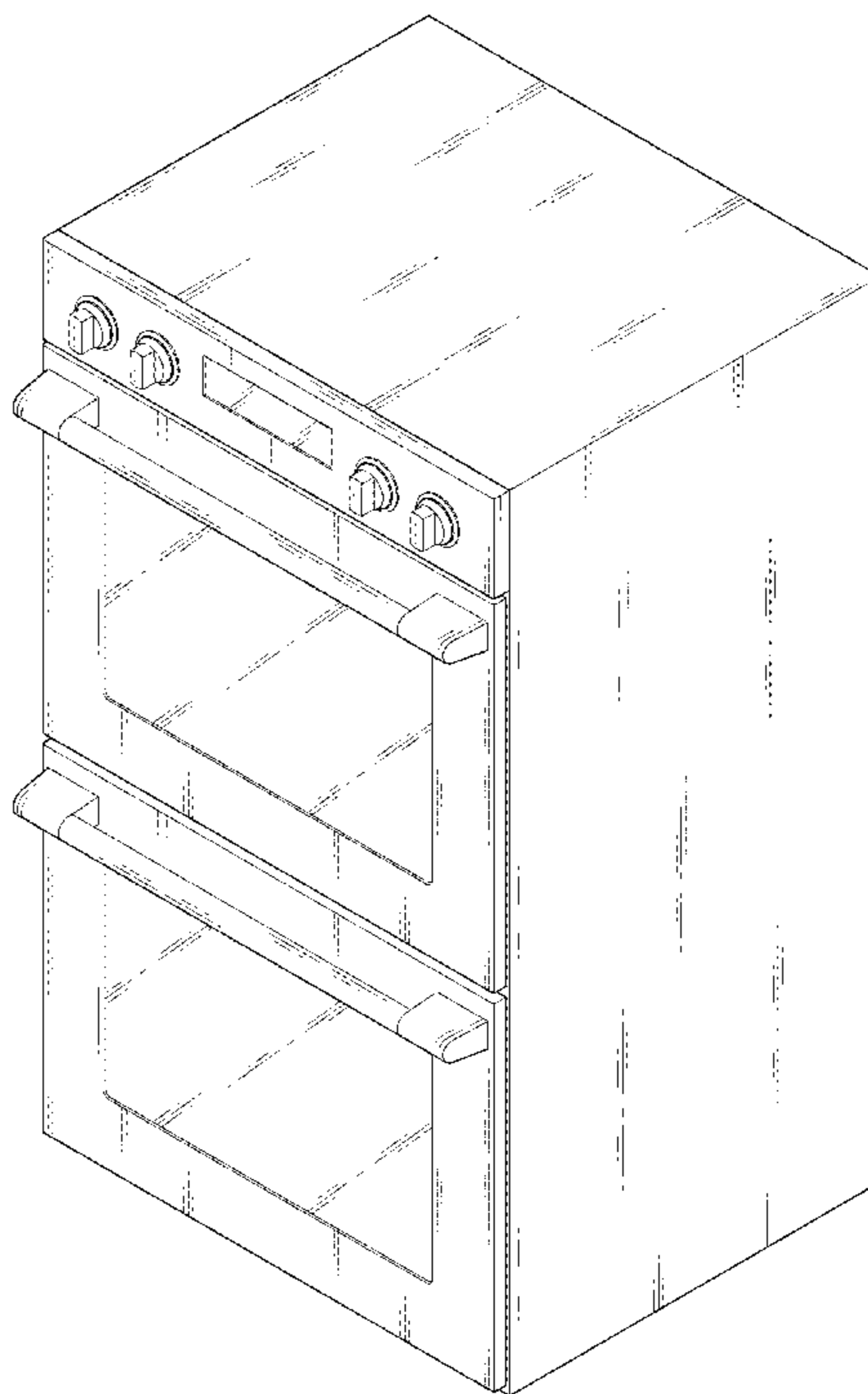


FIG. 1

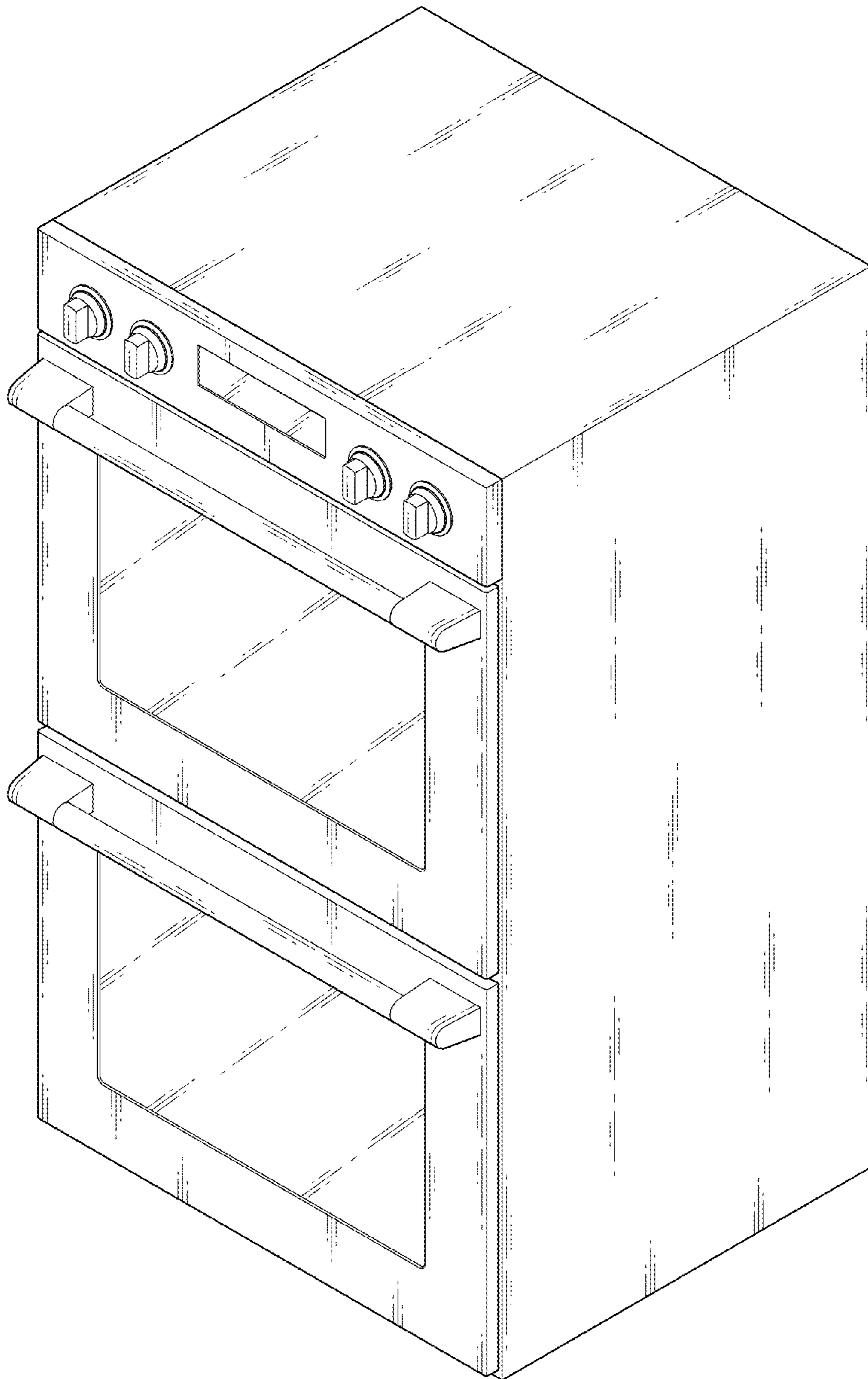


FIG. 2

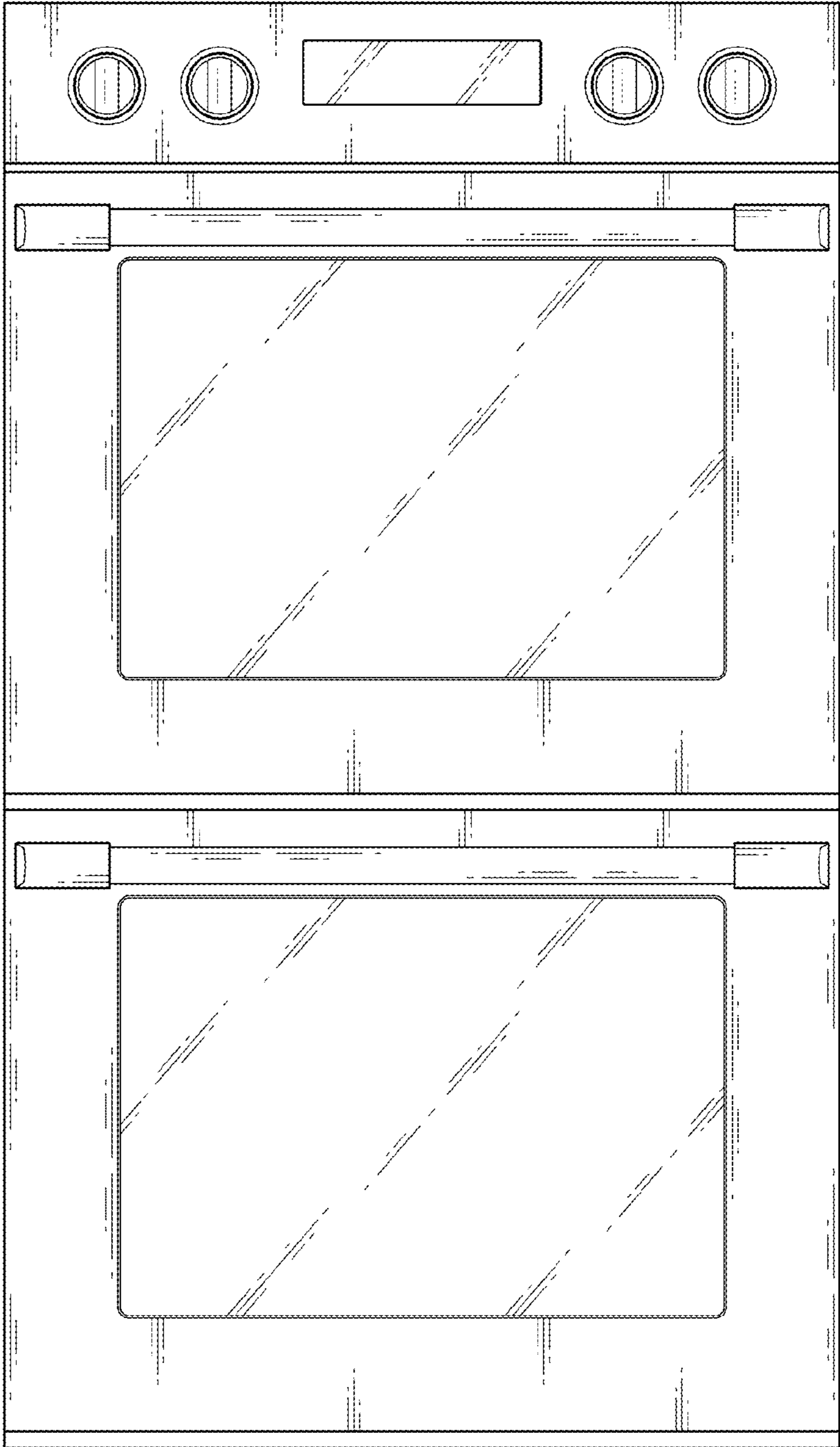


FIG. 3

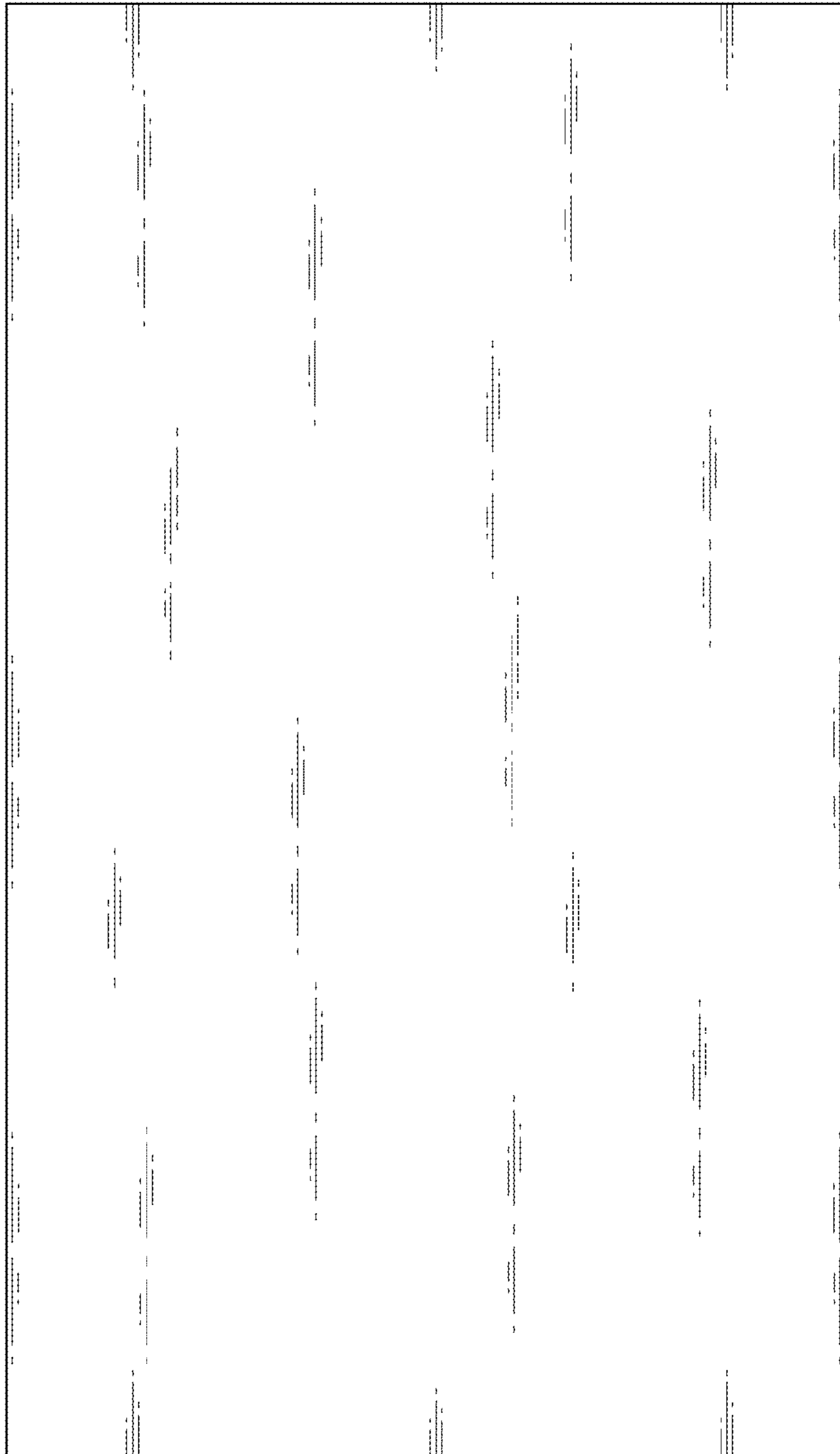


FIG. 4

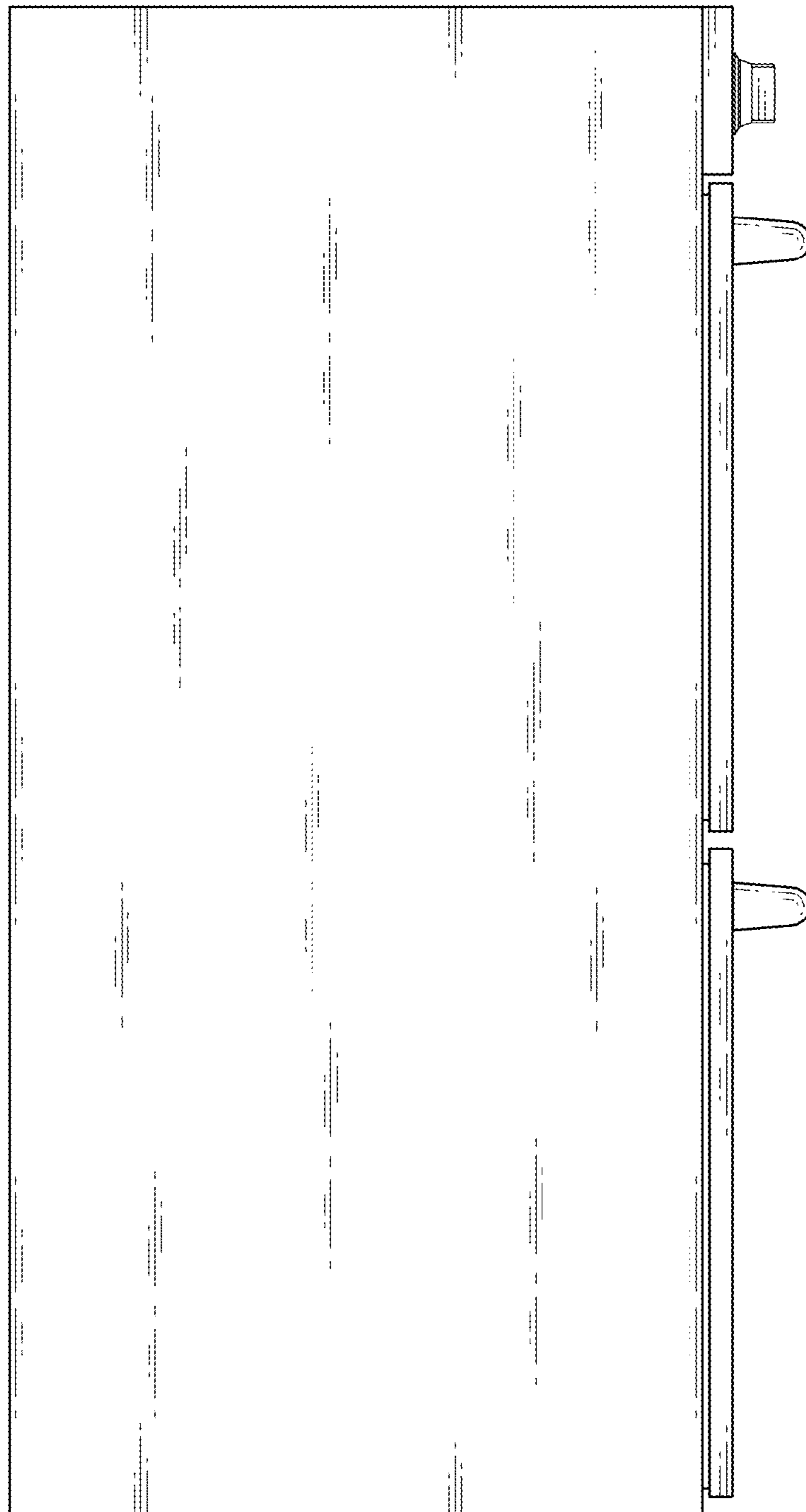


FIG. 5






FIG. 6

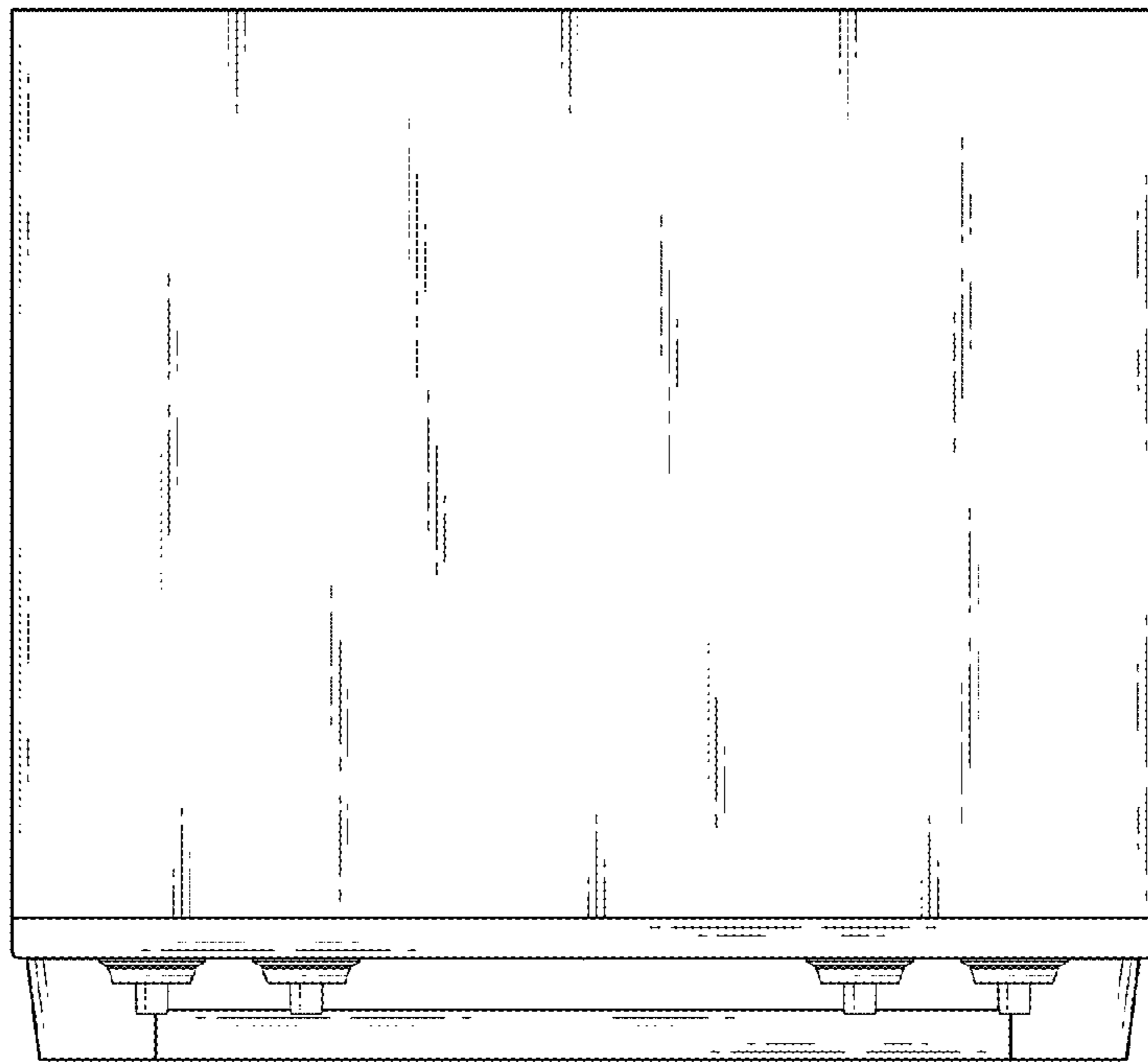


FIG. 7

