



US00D763608S

(12) **United States Design Patent**
Vanden Bosch et al.

(10) **Patent No.:** **US D763,608 S**
(45) **Date of Patent:** **** Aug. 16, 2016**

(54) **FIBER OPTIC REPAIR AND CONSTRUCTION TRAILER**

(71) Applicant: **EBS Trailers, LLC**, Kalispell, MT (US)

(72) Inventors: **Kelly Vanden Bosch**, Kalispell, MT (US); **Adam King**, Sandy, UT (US)

(73) Assignee: **EBS Trailers, LLC**, Kalispell, MT (US)

(**) Term: **14 Years**

(21) Appl. No.: **29/516,597**

(22) Filed: **Feb. 4, 2015**

(51) **LOC (10) Cl.** **06-04**

(52) **U.S. Cl.**
USPC **D6/684**

(58) **Field of Classification Search**
USPC D6/672, 684, 685, 686, 687, 699;
D7/332, 334, 339; D34/121; D12/106,
D12/101
CPC F24B 1/003; F24B 1/207; B25H 1/12;
B25H 1/04; B23D 47/025; B60P 3/14; B60P
3/007; A47G 33/02; A47B 5/06
See application file for complete search history.

(56) **References Cited**

U.S. PATENT DOCUMENTS

- 952,624 A * 3/1910 Mothersill et al. ... A47B 83/001
144/285
- D164,942 S * 10/1951 Panole et al. D6/699
- 3,748,010 A * 7/1973 Garte A47B 77/10
108/48
- 3,752,336 A * 8/1973 Blount B60P 1/64
108/48
- 4,643,476 A * 2/1987 Montgerard B60P 3/14
144/286.1
- D334,687 S * 4/1993 Gongwer D7/334
- 5,255,664 A * 10/1993 Gurliacci A47J 37/0704
126/25 R
- D367,202 S * 2/1996 Antolin D7/334
- 5,493,817 A * 2/1996 Speer E04B 1/3442
220/1.5

- D373,688 S * 9/1996 Tulli D6/686
- D396,968 S * 8/1998 Gongora D6/672
- D400,027 S * 10/1998 Gongora D6/673
- D405,977 S * 2/1999 Prevost D6/657
- D411,044 S * 6/1999 Maddux D34/14
- D466,717 S * 12/2002 Cho D6/652.2
- D485,467 S * 1/2004 Pai D7/334
- D547,109 S * 7/2007 Tseng D7/334
- D560,416 S * 1/2008 Sedberry D7/334
- D570,640 S * 6/2008 Brunner D7/332
- D574,628 S * 8/2008 Grela D6/684
- D578,041 S * 10/2008 Prusmack D12/101
- D581,198 S * 11/2008 Chau D7/332
- D584,562 S * 1/2009 Chau D7/334

(Continued)

Primary Examiner — John Windmuller

Assistant Examiner — Steven Czyz

(74) *Attorney, Agent, or Firm* — Jarod R. Marrott; Kirton McConkie

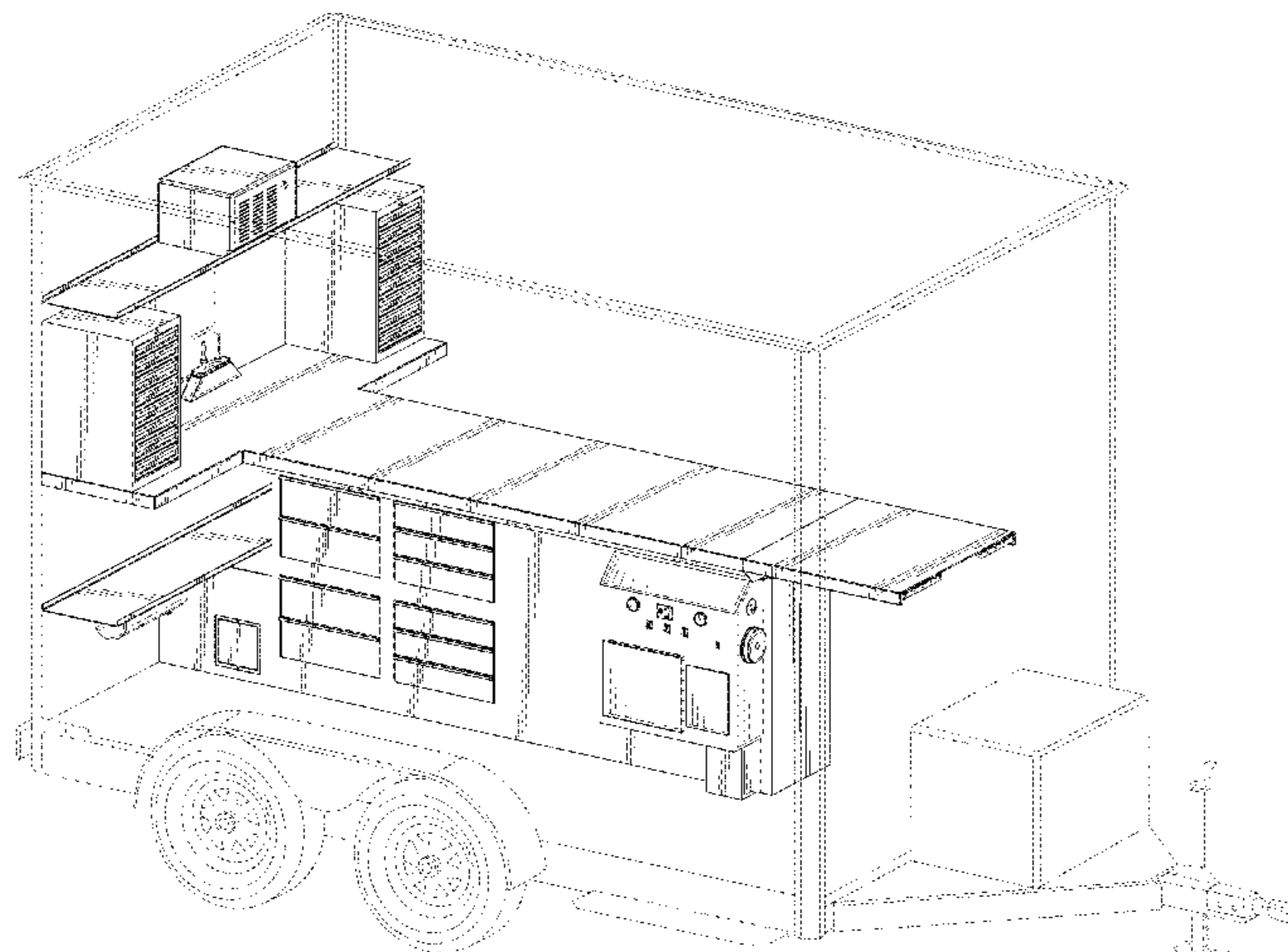
(57) **CLAIM**

The ornamental design for a fiber optic repair and construction trailer, as shown and described.

DESCRIPTION

FIG. 1 is a perspective view of the left side of a fiber optic repair and construction trailer;
 FIG. 2 is a perspective view of the right side of the fiber optic repair and construction trailer;
 FIG. 3 is an elevation view of the right side of the fiber optic repair and construction trailer;
 FIG. 4 is an elevation view of the left side of the fiber optic repair and construction trailer;
 FIG. 5 is a front elevation view of the fiber optic repair and construction trailer.
 FIG. 6 is a rear elevation view of the fiber optic repair and construction trailer; and,
 FIG. 7 is a top view of the fiber optic repair and construction trailer.
 The broken lines depict environment that forms no part of the claimed design.

1 Claim, 7 Drawing Sheets



(56)

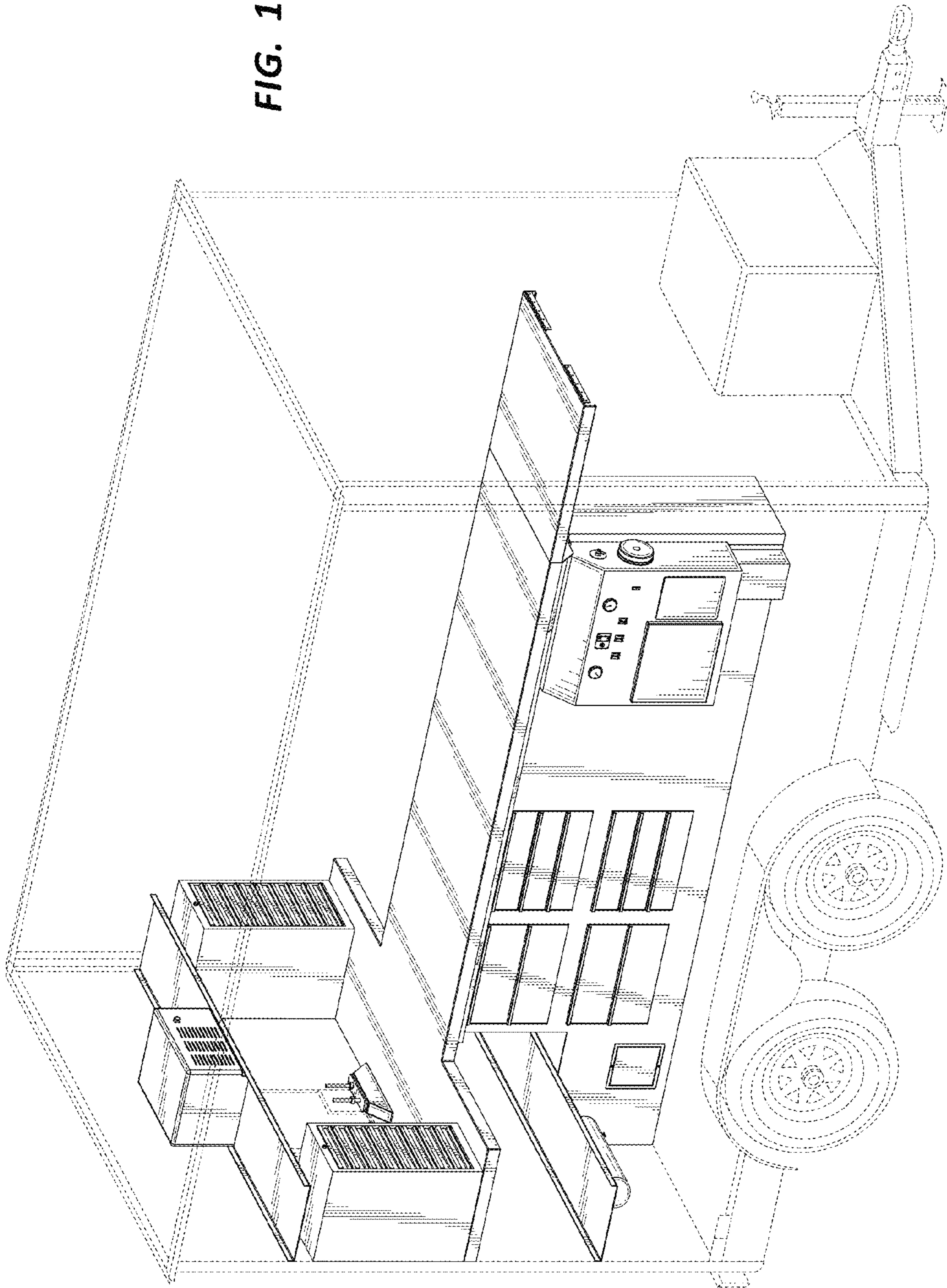
References Cited

U.S. PATENT DOCUMENTS

D588,773 S *	3/2009	Cona	D34/20	D717,707 S *	11/2014	Morgan	D12/196
7,588,278 B1 *	9/2009	Luneack	B60P 3/14	D724,873 S *	3/2015	DeMars	D6/648
				108/44	D730,103 S *	5/2015	Manley	D7/334
7,647,956 B1 *	1/2010	Cona	B25H 1/12	D743,188 S *	11/2015	Denby	D6/643
				144/286.5	D751,325 S *	3/2016	Catoe	D6/699
D610,829 S *	3/2010	Nelsen	D6/664	2006/0213578 A1 *	9/2006	Haag	B25H 1/10
D640,069 S *	6/2011	Denk	D6/672					144/287
D680,349 S *	4/2013	Johnson	D6/686	2007/0131221 A1 *	6/2007	Lightbourne	F24C 1/16
8,418,282 B2 *	4/2013	Luft-Weissberg	A47B 83/00					126/275 R
				108/33	2015/0175048 A1 *	6/2015	Cramer	B60S 1/64
									296/24.32
					2016/0039326 A1 *	2/2016	Smith	F24C 15/2042
									126/268

* cited by examiner

FIG. 1



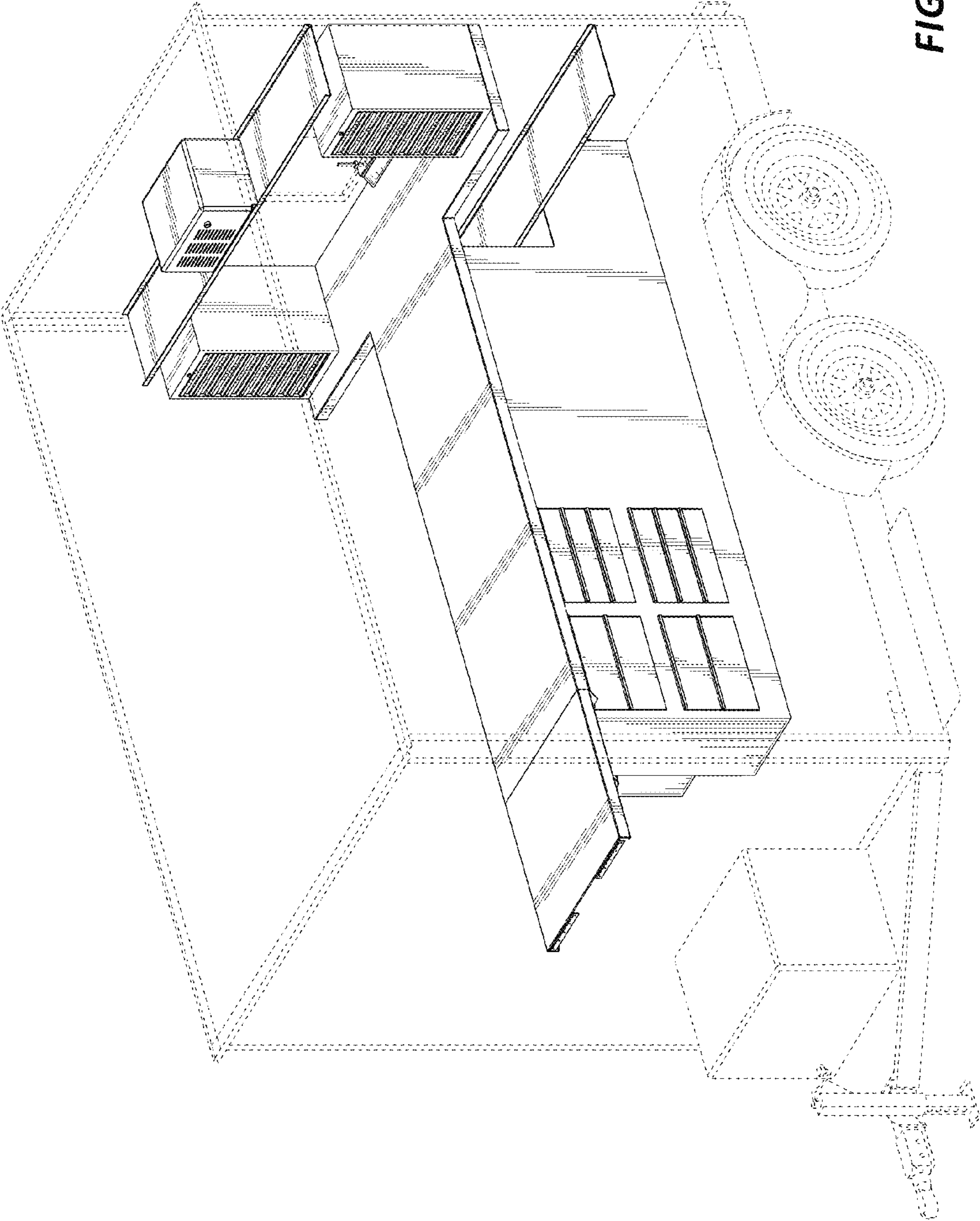


FIG. 2



FIG. 3

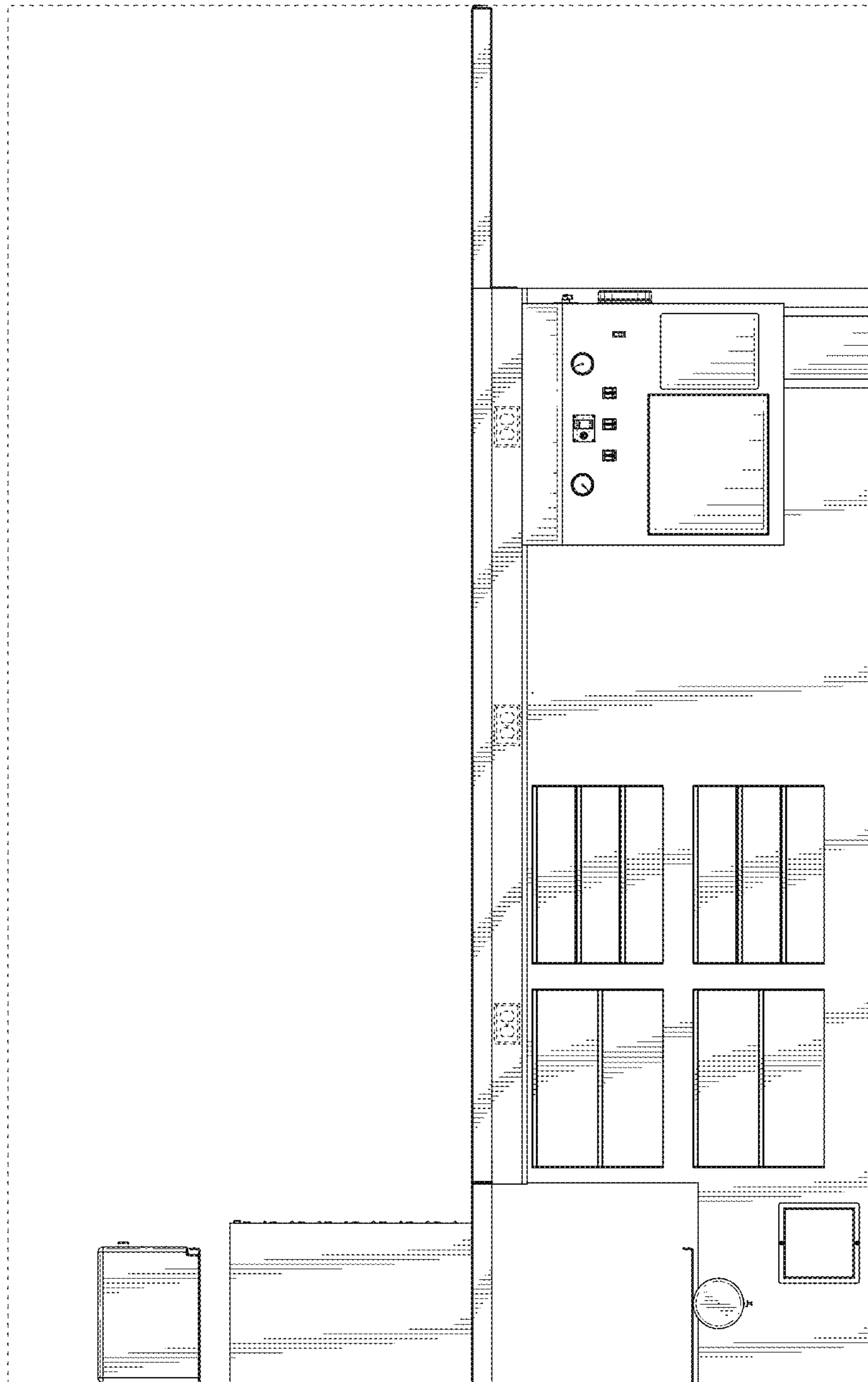


FIG. 4

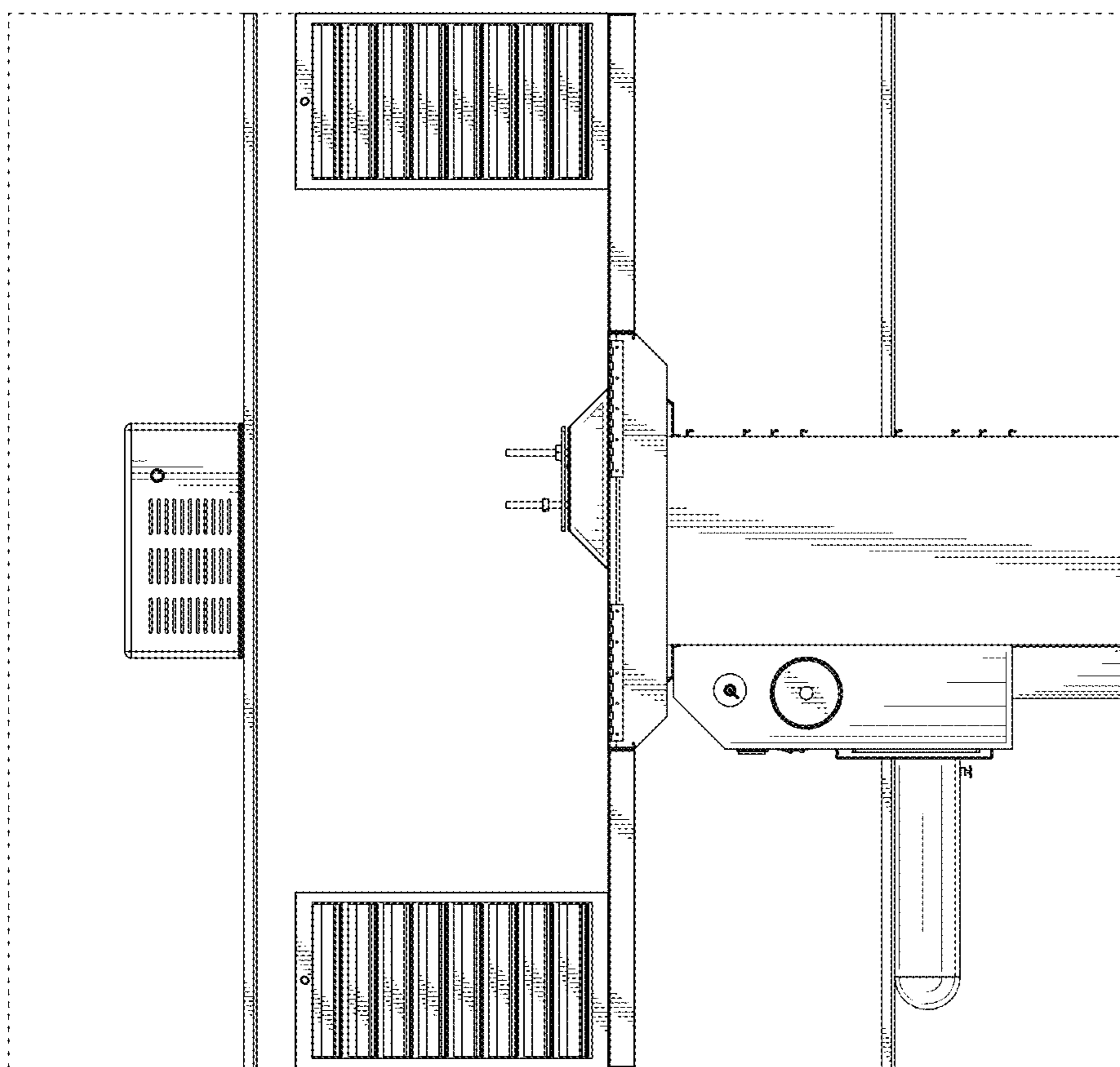


FIG. 5

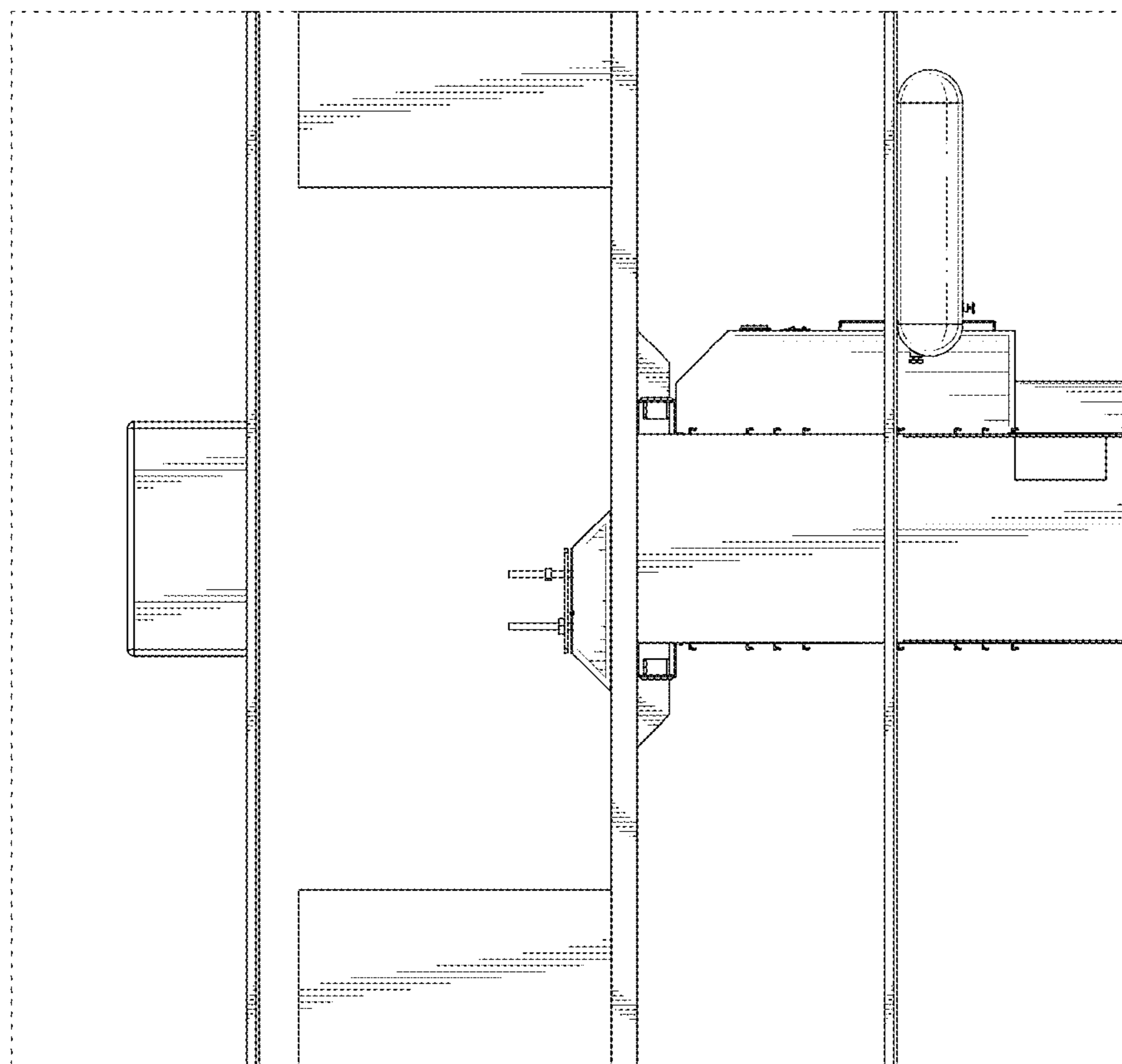


FIG. 6

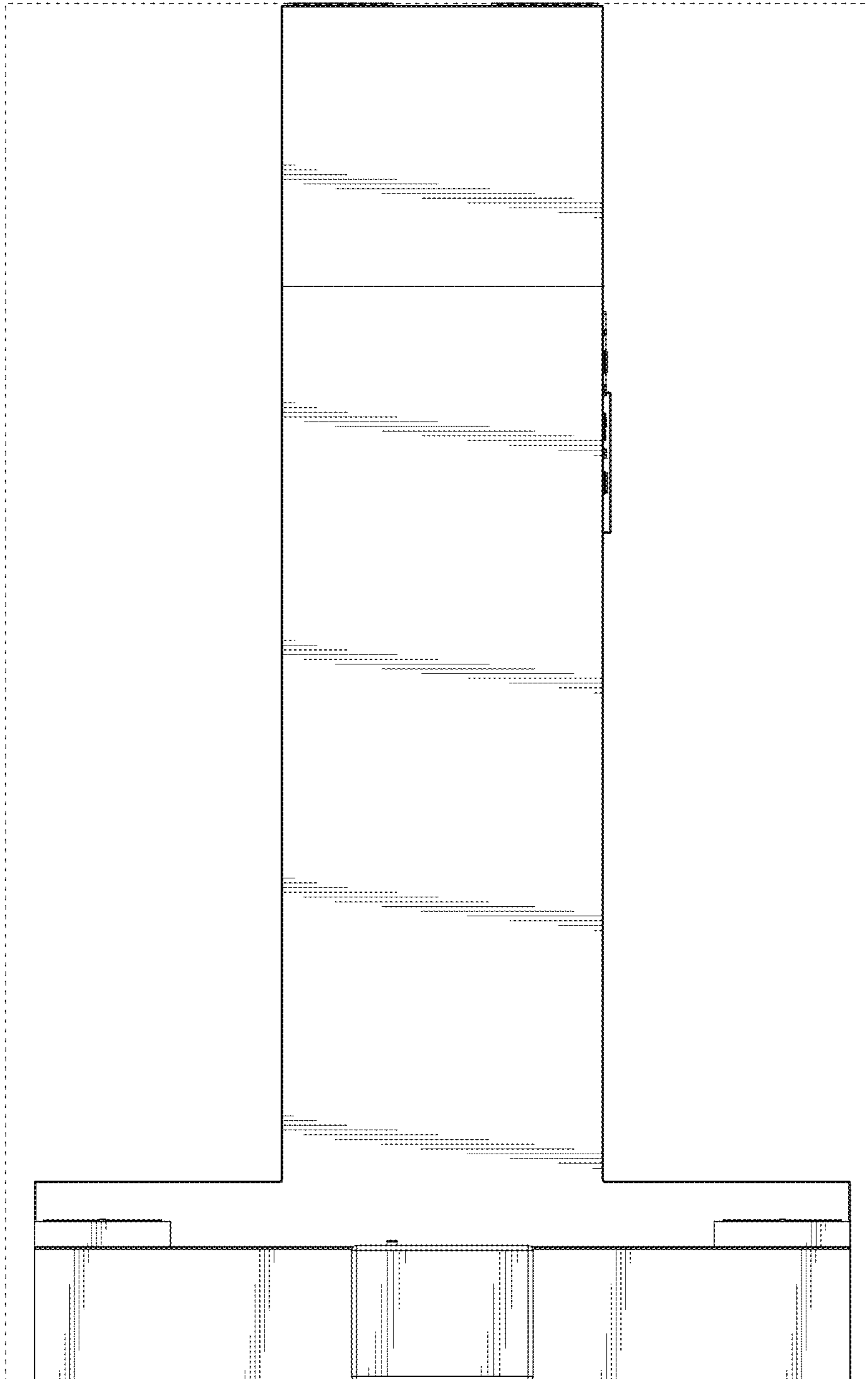


FIG. 7