



US00D763602S

(12) **United States Design Patent**
Oberwelz et al.

(10) **Patent No.:** **US D763,602 S**
(45) **Date of Patent:** **** Aug. 16, 2016**

- (54) **MATTRESS COVER ASSEMBLY**
- (71) Applicant: **Tempur-Pedic Management, LLC**,
Lexington, KY (US)
- (72) Inventors: **Elger Oberwelz**, San Francisco, CA
(US); **Kara W. Johnson**, San Francisco,
CA (US); **Thomas D. C. Overthun**, San
Francisco, CA (US); **Isabela Dias de**
Mello Sa, San Francisco, CA (US); **Eric**
Lopez, San Francisco, CA (US); **Martin**
Schnitzer, San Francisco, CA (US);
Thomas Brisebras, San Francisco, CA
(US); **Mihoko Ouchi**, Oakland, CA (US)
- (73) Assignee: **Tempur-Pedic Management, LLC**,
Lexington, KY (US)
- (**) Term: **15 Years**
- (21) Appl. No.: **29/541,594**
- (22) Filed: **Oct. 6, 2015**

5,515,541	A *	5/1996	Sacks	A41D 31/0061
				2/2.5
5,603,132	A *	2/1997	Zafiroglu	A47G 9/0246
				5/497
D384,210	S *	9/1997	du Grosriez	D5/53
5,970,544	A *	10/1999	Kardell	A47G 9/0246
				5/496
D416,393	S *	11/1999	Enderby	D5/53
5,992,106	A *	11/1999	Carling	E01C 5/20
				52/177
D425,354	S *	5/2000	Rogers	D5/53
D461,317	S *	8/2002	Jahner	D5/53
D465,093	S *	11/2002	Jahner	D5/25
D507,446	S *	7/2005	Yeh	D6/604
D530,100	S *	10/2006	Landry	D5/57
D564,239	S *	3/2008	Mecchi	D5/57
D593,349	S *	6/2009	Pittman	D6/596
7,698,758	B2 *	4/2010	Wootten, Jr.	A47G 9/0246
				5/497
D660,013	S *	5/2012	Tardif	D5/57
2008/0256717	A1 *	10/2008	Austen	A47C 19/022
				5/709
2011/0308015	A1 *	12/2011	Newham	G08B 21/22
				5/499

* cited by examiner

Primary Examiner — Eric Goodman
Assistant Examiner — Bao-Yen Nguyen

(57) **CLAIM**
The ornamental design for a mattress cover assembly, as shown and described.

DESCRIPTION

FIG. 1 is a front elevational view of a mattress cover assembly of the present invention in accordance with another alternative embodiment of the mattress cover assembly; FIG. 2 is a rear elevational view of the mattress cover assembly of FIG. 1; FIG. 3 is a left side elevational view of the mattress cover assembly of FIG. 1; FIG. 4 is a right side elevational view of the mattress cover assembly of FIG. 1; FIG. 5 is a top view of the mattress cover assembly of FIG. 1; FIG. 6 is a bottom view of the mattress cover assembly of FIG. 1; and, FIG. 7 is a perspective view of the mattress cover assembly of FIG. 1.
The broken lines depict portions of the article and form no part of the claimed design.

1 Claim, 5 Drawing Sheets

Related U.S. Application Data

- (62) Division of application No. 29/478,166, filed on Dec. 31, 2013, now Pat. No. Des. 742,660.
- (51) **LOC (10) Cl.** **06-09**
- (52) **U.S. Cl.**
USPC **D6/606**
- (58) **Field of Classification Search**
USPC D6/305, 382, 383, 391, 393, 394, 395,
D6/406.6, 595, 596, 601, 602, 603, 604,
D6/605, 606, 607, 622, 690, 718.31; D5/7,
D5/32, 37, 39, 53, 55, 56, 57, 66
CPC A47C 27/04; A47C 27/045; A47C 27/06;
A47C 27/053; A47C 27/056
See application file for complete search history.

(56) **References Cited**

U.S. PATENT DOCUMENTS

- 4,790,519 A * 12/1988 Stewart A47C 27/001
267/103
- D324,971 S * 3/1992 Blocker D6/602

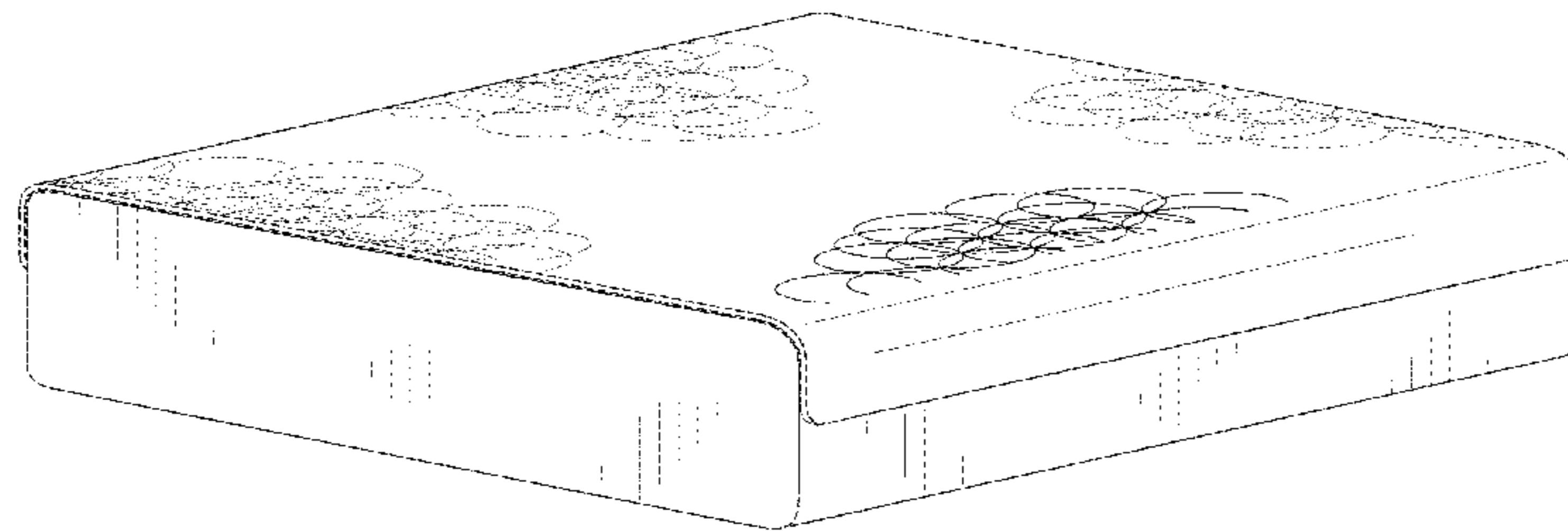




FIG. 1



FIG. 2




FIG. 3




FIG. 4




FIG. 5




FIG. 6

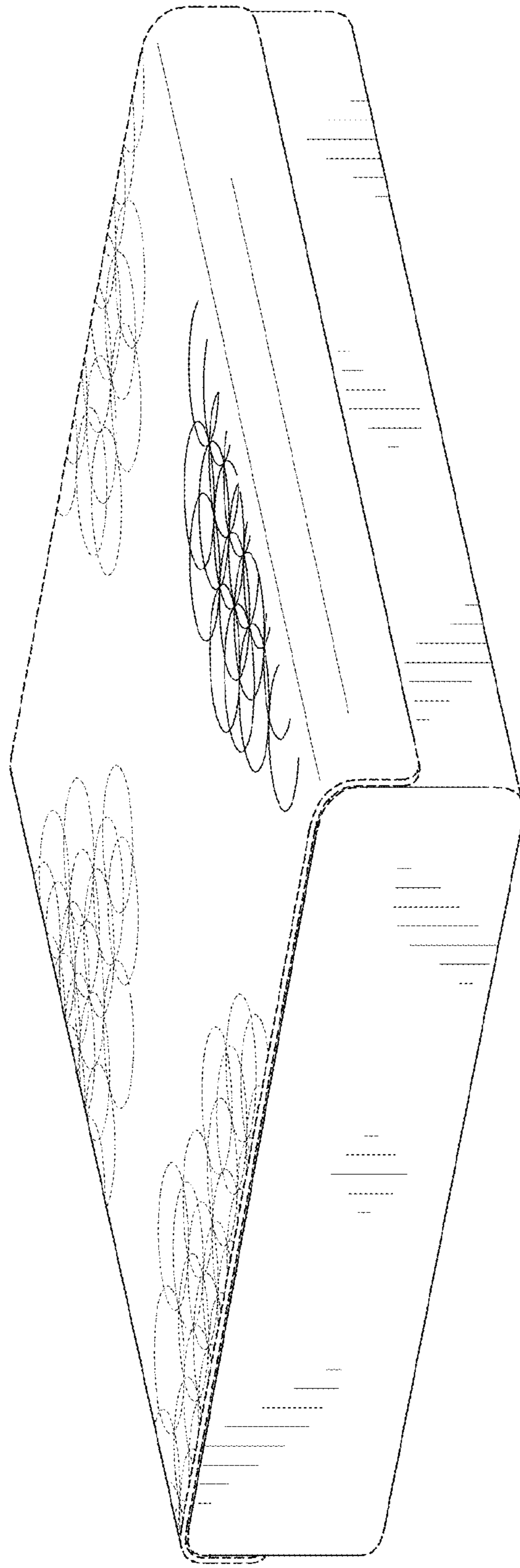


FIG. 7