



US00D763600S

(12) **United States Design Patent**
Huss et al.

(10) **Patent No.:** **US D763,600 S**
(45) **Date of Patent:** **** Aug. 16, 2016**

- (54) **LENGTH-ADJUSTABLE THERMOFORMED MAT**
- (71) Applicant: **Wearwell, Inc.**, Smyrna, TN (US)
- (72) Inventors: **Philip C. Huss**, Smyrna, TN (US); **Steve Goldsmith**, Smyrna, TN (US)
- (73) Assignee: **Wearwell, Inc.**, Smyrna, TN (US)
- (**) Term: **15 Years**
- (21) Appl. No.: **29/530,344**
- (22) Filed: **Jun. 16, 2015**
- (51) **LOC (10) Cl.** **06-11**
- (52) **U.S. Cl.**
USPC **D6/582**
- (58) **Field of Classification Search**
USPC D3/304; D6/582-588, 592; D32/55-57; D12/203; D30/161
CPC A47G 27/0206; A47G 27/0212; A47G 27/0217; A47G 27/0225; A47G 27/0237; A47G 27/0243; A47G 27/0293; A47G 9/06; A47G 9/062; A47L 23/20; A47L 23/26; A47L 23/266; E04F 19/10
See application file for complete search history.

- D146,159 S * 12/1946 Wakefield D6/583
- 2,471,008 A * 5/1949 Pretty A47K 3/002
15/215
- D241,493 S * 9/1976 Ettlinger D6/585
- D242,052 S * 10/1976 Ness D30/129
- D302,417 S * 7/1989 Lehner D12/203
- D382,353 S * 8/1997 Berger D25/157
- D404,236 S * 1/1999 Bergwall D6/582
- 5,863,637 A * 1/1999 Månsson A47G 27/0231
428/120
- D416,741 S * 11/1999 Denney D6/596
- D438,095 S * 2/2001 Berger D8/402
- D475,792 S * 6/2003 Robbins, III D24/212
- D478,494 S * 8/2003 Arnold D6/583
- D581,726 S * 12/2008 Shamoon D7/387
- D602,725 S * 10/2009 Lubart D6/582
- D703,975 S * 5/2014 Huss D6/582
- D713,654 S * 9/2014 Robbins, III D6/582

* cited by examiner

Primary Examiner — Celia Murphy
Assistant Examiner — Clare Ann Gannon
(74) *Attorney, Agent, or Firm* — Clark & Brody


(57) **CLAIM**
The ornamental design for a length-adjustable thermoformed mat, as shown and described.

DESCRIPTION

FIG. 1 is a perspective view of a length-adjustable thermoformed mat showing our new design; FIG. 2 is a front elevational view thereof; FIG. 3 is a rear elevational view thereof; FIG. 4 is a right side thereof; FIG. 5 is a left side thereof; FIG. 6 is a top plan view thereof; and, FIG. 7 is a bottom side view thereof. The dot-dash broken lines depict the bounds of the claim. All other broken lines depict portions of the length-adjustable thermoformed mat that form no part of the claim.

1 Claim, 4 Drawing Sheets

- (56) **References Cited**
U.S. PATENT DOCUMENTS
- 34,001 A * 12/1861 Mayall A47L 23/24
15/215
- 331,469 A * 12/1885 Baker B29C 55/023
428/179
- 348,782 A * 9/1886 Sawyer E04F 15/10
238/283
- 385,044 A * 6/1888 Cooley A47L 23/24
126/221
- D43,499 S * 2/1913 Force D5/47
- D67,020 S * 4/1925 Dunham 280/163
- 2,069,391 A * 2/1937 Sample A47G 27/0218
15/215






FIG. 1



FIG. 2

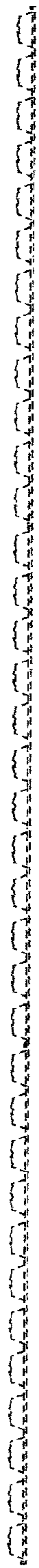


FIG. 3



FIG. 4



FIG. 5




FIG. 6

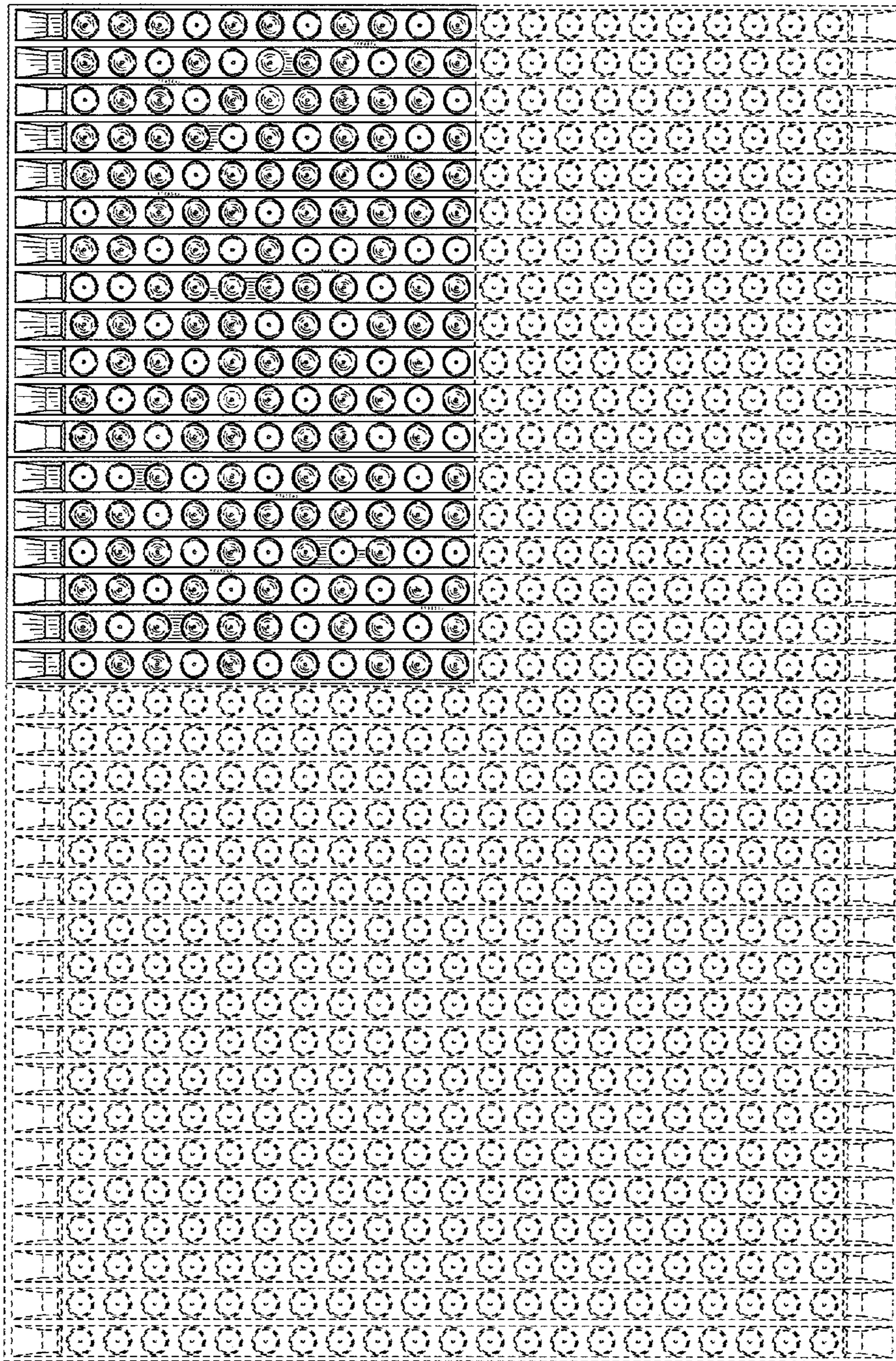


FIG. 7