



US00D763593S

(12) **United States Design Patent**
Butynski

(10) **Patent No.:** **US D763,593 S**

(45) **Date of Patent:** **** Aug. 16, 2016**

(54) **HAMMOCK STAND WITH HAMMOCK**

(71) Applicant: **Michael Jake Butynski**, Fort Collins,
CO (US)

(72) Inventor: **Michael Jake Butynski**, Fort Collins,
CO (US)

(**) Term: **14 Years**

(21) Appl. No.: **29/495,677**

(22) Filed: **Jul. 2, 2014**

(51) **LOC (10) Cl.** **06-02**

(52) **U.S. Cl.**

USPC **D6/387**

(58) **Field of Classification Search**

USPC D6/386, 387, 347

CPC A45F 3/22; A45F 3/24; A45F 3/26;

A47C 17/64; A47C 17/84

See application file for complete search history.

(56) **References Cited**

U.S. PATENT DOCUMENTS

- 280,081 A * 6/1883 Rich A45F 3/24
5/127
- D77,242 S * 12/1928 Knappe 5/127
- 2,251,299 A * 8/1941 Spangler A45F 3/24
135/96
- 2,618,788 A * 11/1952 Cole A45F 3/24
5/128
- 4,229,845 A 10/1980 de Cuadros
- 4,377,011 A * 3/1983 Kinberger A47D 9/005
5/102
- D287,910 S * 1/1987 Schlarb D6/347
- 4,975,994 A * 12/1990 Barmettler A45F 3/24
5/120
- 5,035,012 A * 7/1991 Westrich A45F 3/24
403/377
- D328,828 S * 8/1992 Turk 5/121

- D425,722 S * 5/2000 Hennessy D6/387
- 6,644,329 B2 * 11/2003 Tomason E04H 15/324
135/90
- 6,842,920 B1 * 1/2005 Branch, III A45F 3/24
5/121
- 7,010,819 B2 * 3/2006 Lee A45F 3/24
5/120
- 7,152,258 B2 * 12/2006 Branch, III A45F 3/24
5/127
- 7,243,383 B1 * 7/2007 Hennessy A45F 3/24
5/127
- 8,065,762 B1 * 11/2011 Ewing A45F 3/24
5/127
- 2007/0079442 A1 * 4/2007 Stoll A45F 3/24
5/120

OTHER PUBLICATIONS

Hammock, Pinterest—"saved from reproductive-fitness.com", saved 2 years ago, retrieved online May 23, 2016, available online at URL: <https://www.pinterest.com/pin/320248223474703978/> >.*

* cited by examiner

Primary Examiner — Cathron Brooks

(74) *Attorney, Agent, or Firm* — Santangelo Law Offices, P.C.

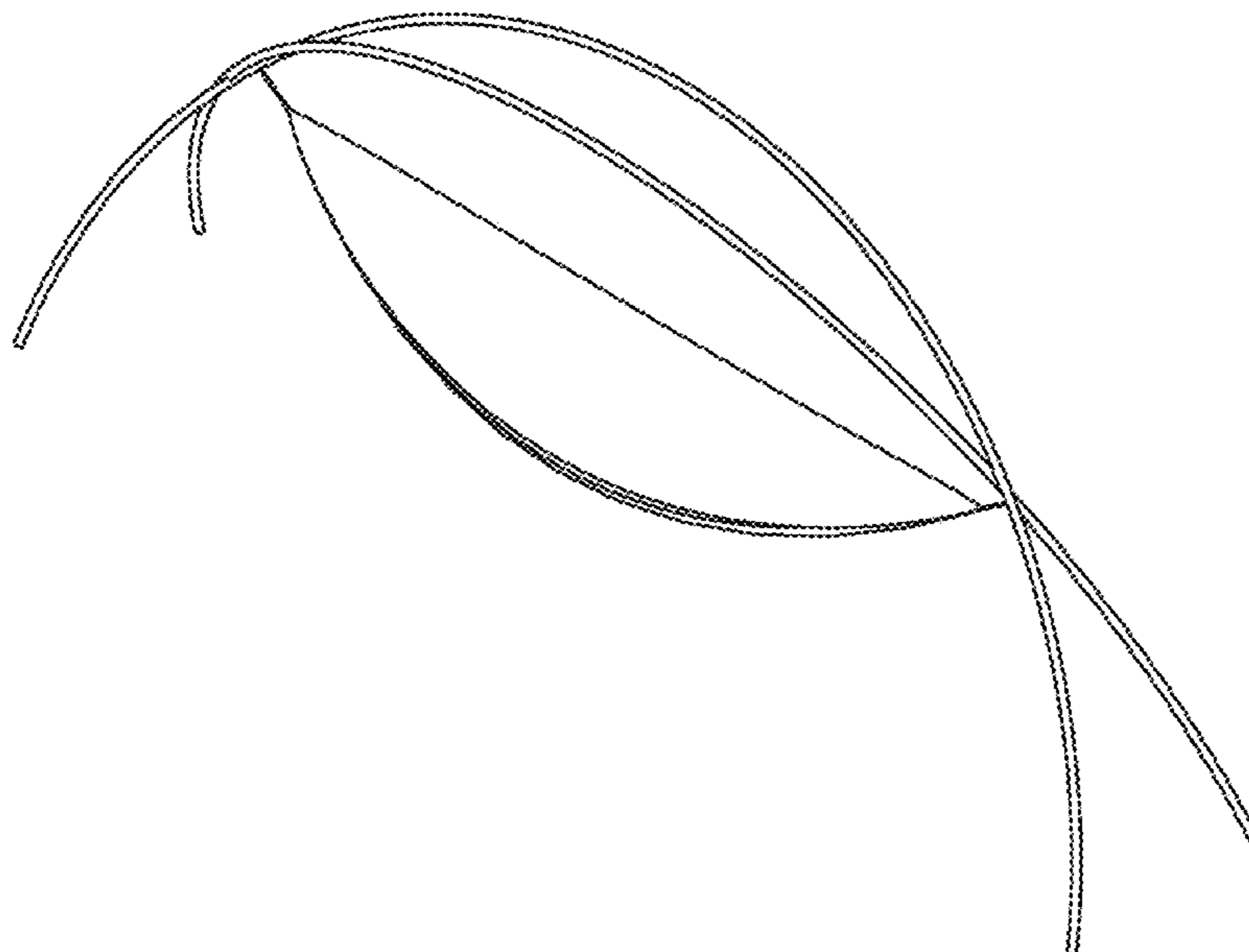
(57) **CLAIM**

The ornamental design for a hammock stand with hammock, as shown and described.

DESCRIPTION

FIG. 1 is a front perspective view of a hammock stand with hammock showing my new design;
FIG. 2 is a left and identical right side view thereof;
FIG. 3 is a front and identical back view thereof;
FIG. 4 is a top view thereof; and,
FIG. 5 is a bottom view thereof.

1 Claim, 3 Drawing Sheets



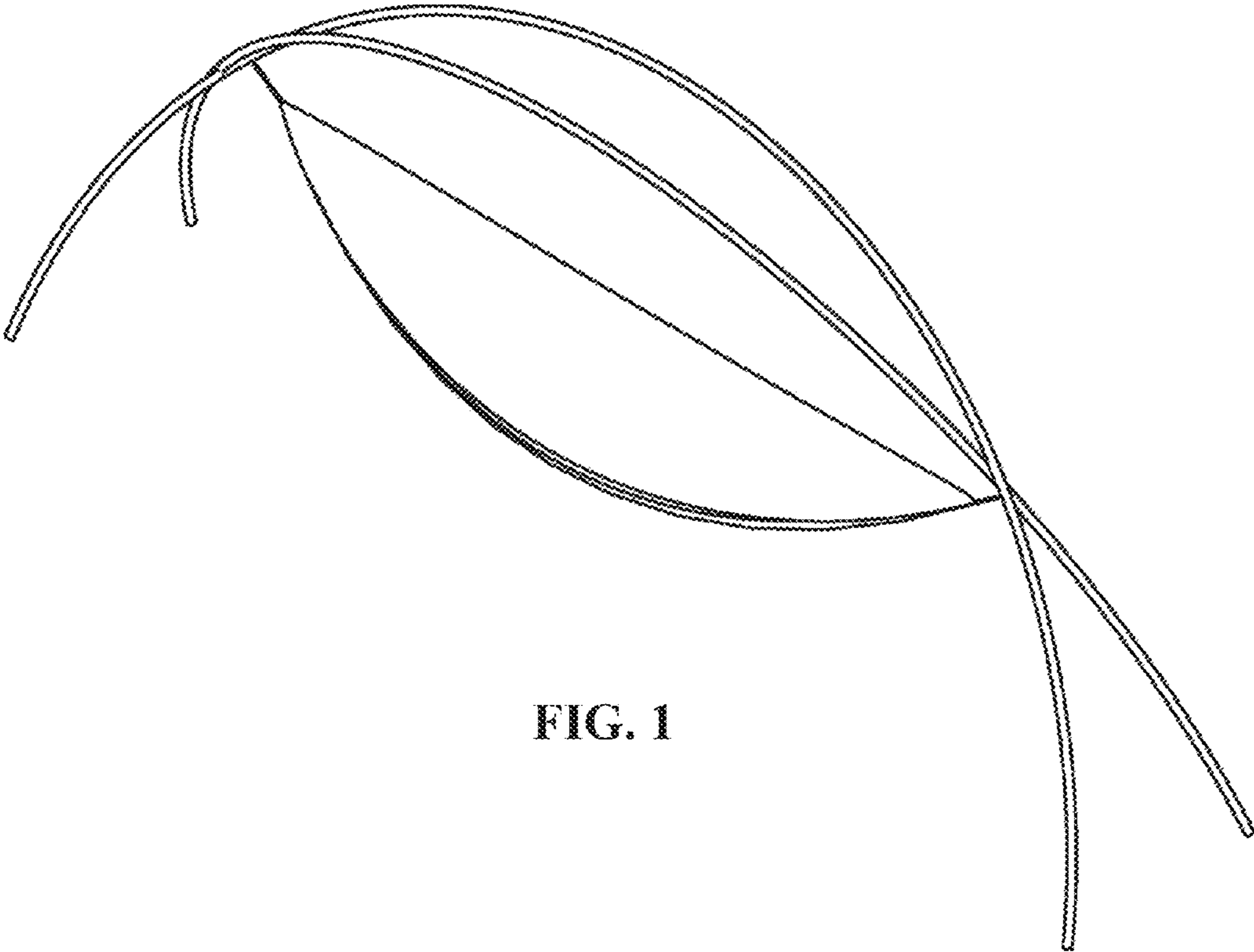


FIG. 1

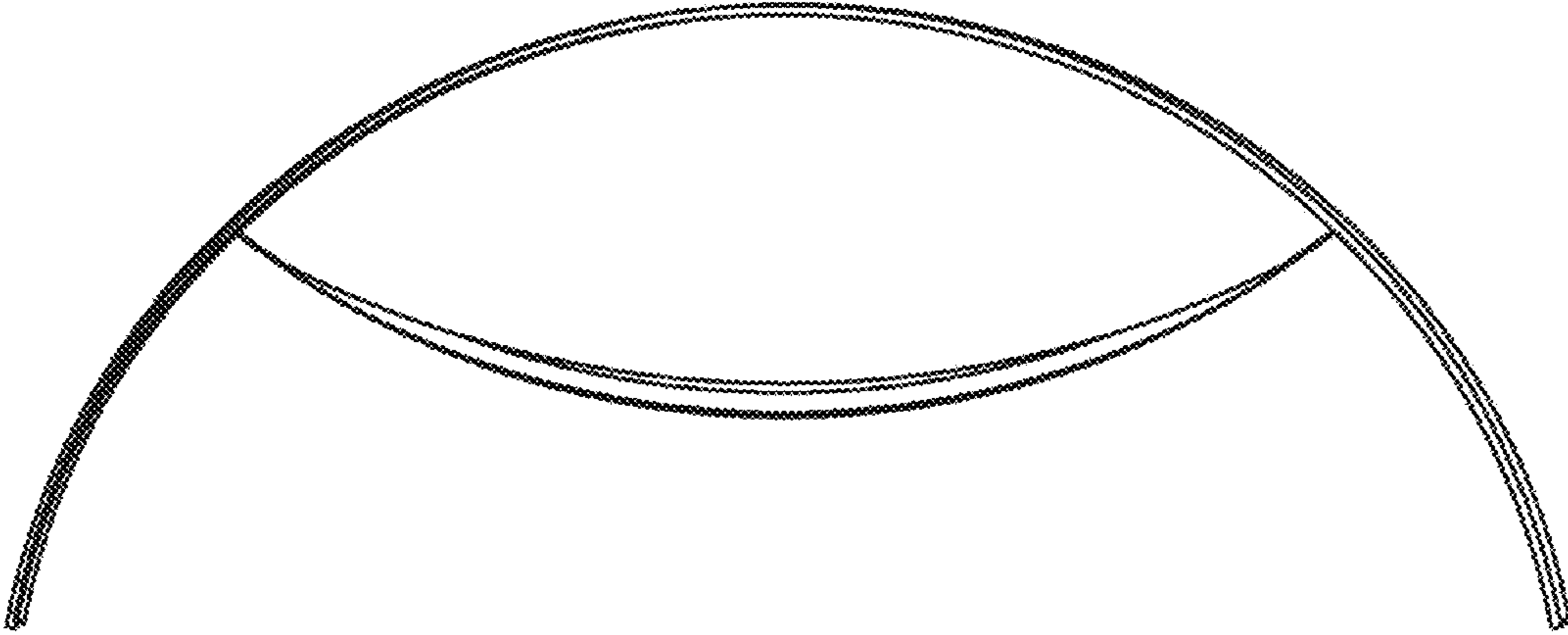


FIG. 2

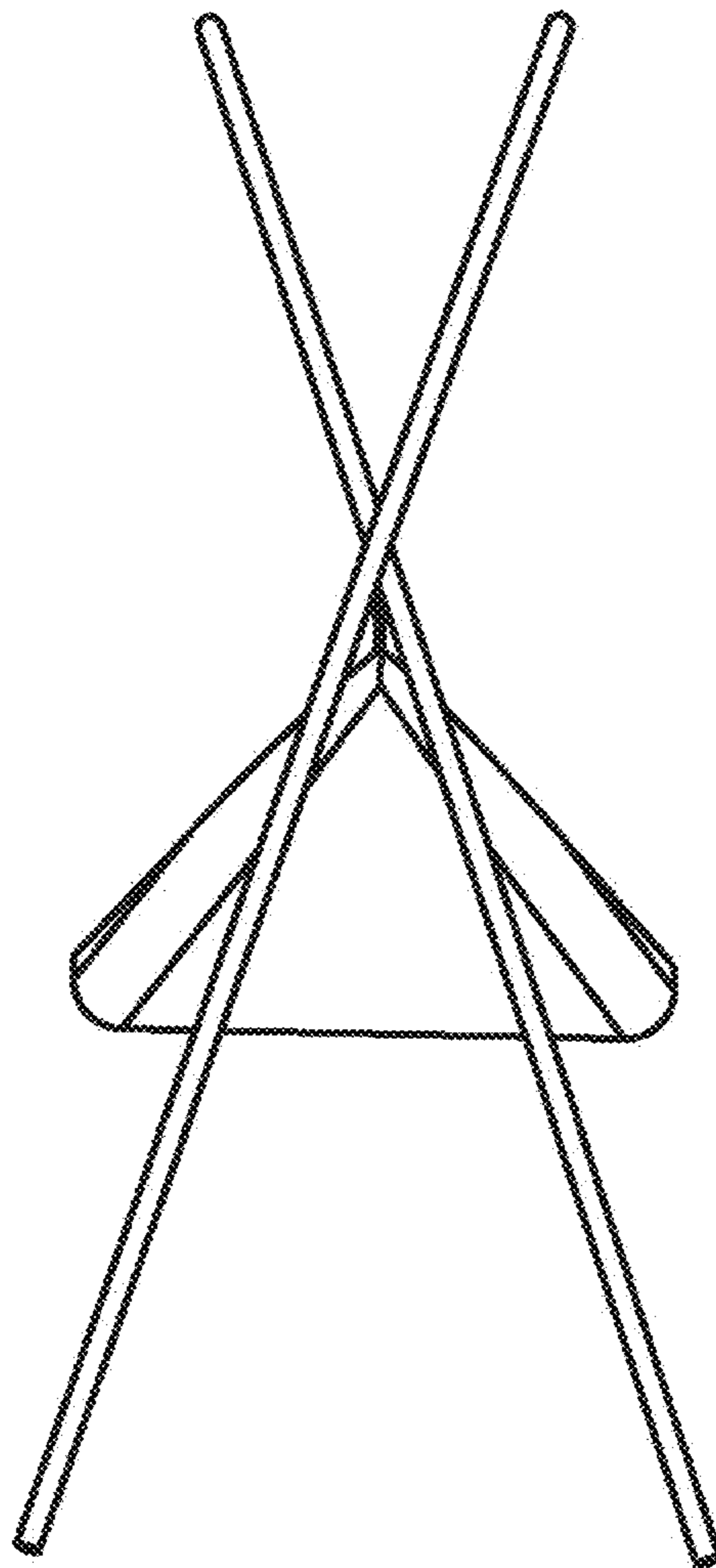


FIG. 3

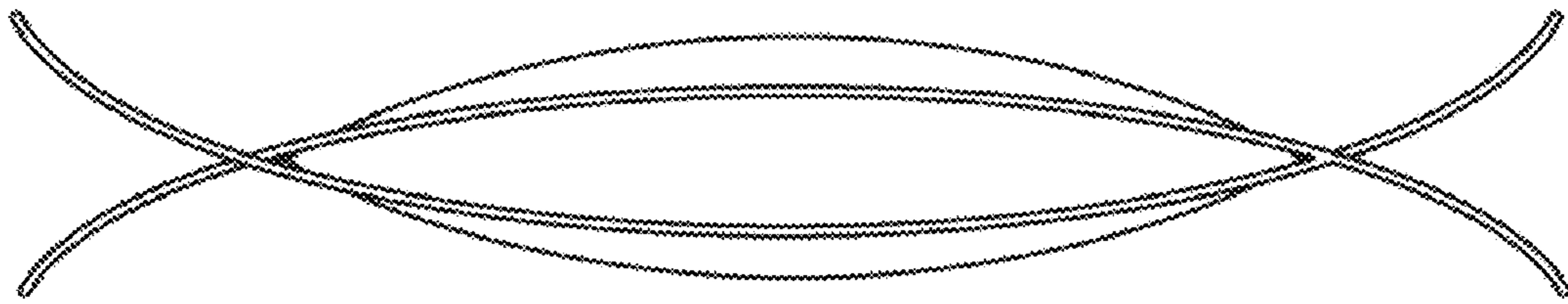


FIG. 4

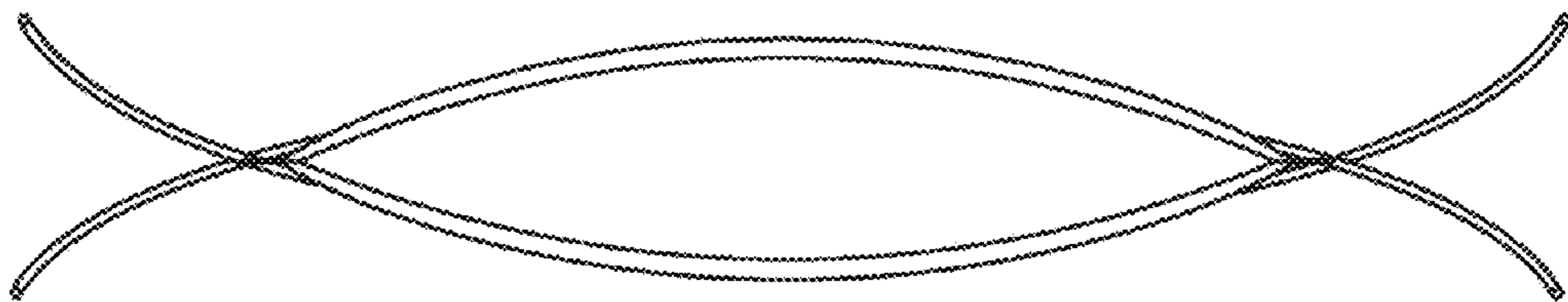


FIG. 5