



US00D763579S

(12) **United States Design Patent**
Thomas et al.

(10) **Patent No.:** **US D763,579 S**
(45) **Date of Patent:** **** Aug. 16, 2016**

(54) **HAIR BRUSH**

(71) Applicants: **Eli C. Thomas**, Los Angeles, CA (US);
Kyung I. Cho, Los Angeles, CA (US)

(72) Inventors: **Eli C. Thomas**, Los Angeles, CA (US);
Kyung I. Cho, Los Angeles, CA (US)

(73) Assignee: **ECT Beauty, LLC**, Los Angeles, CA
(US)

(**) Term: **14 Years**

(21) Appl. No.: **29/524,123**

(22) Filed: **Apr. 16, 2015**

(51) **LOC (10) Cl.** **04-02**

(52) **U.S. Cl.**
USPC **D4/133**

(58) **Field of Classification Search**
USPC D4/100, 102, 127–135, 136, 138, 199;
D7/393; D8/47, 75, 82, 83, 107, 300,
D8/307–313; D9/723–729; D19/100, 108,
D19/115, 125; D24/200, 211, 214
CPC A46B 5/00; A46B 5/02; A46B 5/021;
A46B 9/00; A46B 9/02; A46B 9/021; A46B
9/023; A46B 9/025; A46B 9/026; A46B
9/028; A46B 11/00; A46B 11/0006; A46B
11/001; A46B 13/00; A46B 13/001; A46B
13/02; A46B 13/023; A46B 15/0002; A46B
2200/10; A46B 2200/102; A46B 2200/1033;
A46B 2200/104; A46B 2200/1046; A46B
2200/30; A46B 2200/3006; A46B 2200/3013;
A46B 2200/3033; A46B 2200/3093

See application file for complete search history.

(56) **References Cited**

U.S. PATENT DOCUMENTS

D168,917	S	*	2/1953	Snyder	D4/136
3,346,901	A	*	10/1967	Fay	A46B 15/00 15/160
D252,298	S	*	7/1979	Baudon	D4/134
D301,940	S	*	7/1989	Fong	D4/132
D307,217	S	*	4/1990	Fong	D4/132
D389,651	S	*	1/1998	Chan	D4/138
D533,722	S	*	12/2006	Chen	D4/133
D637,818	S	*	5/2011	Mercier	D4/136
8,627,537	B2	*	1/2014	Mercier	A46B 9/02 132/120
2002/0004964	A1	*	1/2002	Luchino	A46B 3/00 15/167.1
2009/0188062	A1	*	7/2009	Chudzik	A46B 7/023 15/143.1
2013/0131559	A1	*	5/2013	Vandenbelt	A61N 5/0617 601/2

* cited by examiner

Primary Examiner — Catheri Oliver-Garcia

Assistant Examiner — Rebekah Caruso

(74) *Attorney, Agent, or Firm* — Philip H. Haymond

(57) **CLAIM**

We claim the ornamental design for a hair brush, as shown and described.

DESCRIPTION

FIG. 1 is a perspective view illustrating a hair brush of the present invention;

FIG. 2 is a bottom view of the hair brush of FIG. 1;

FIG. 3 is a top view of the hair brush of FIG. 1;

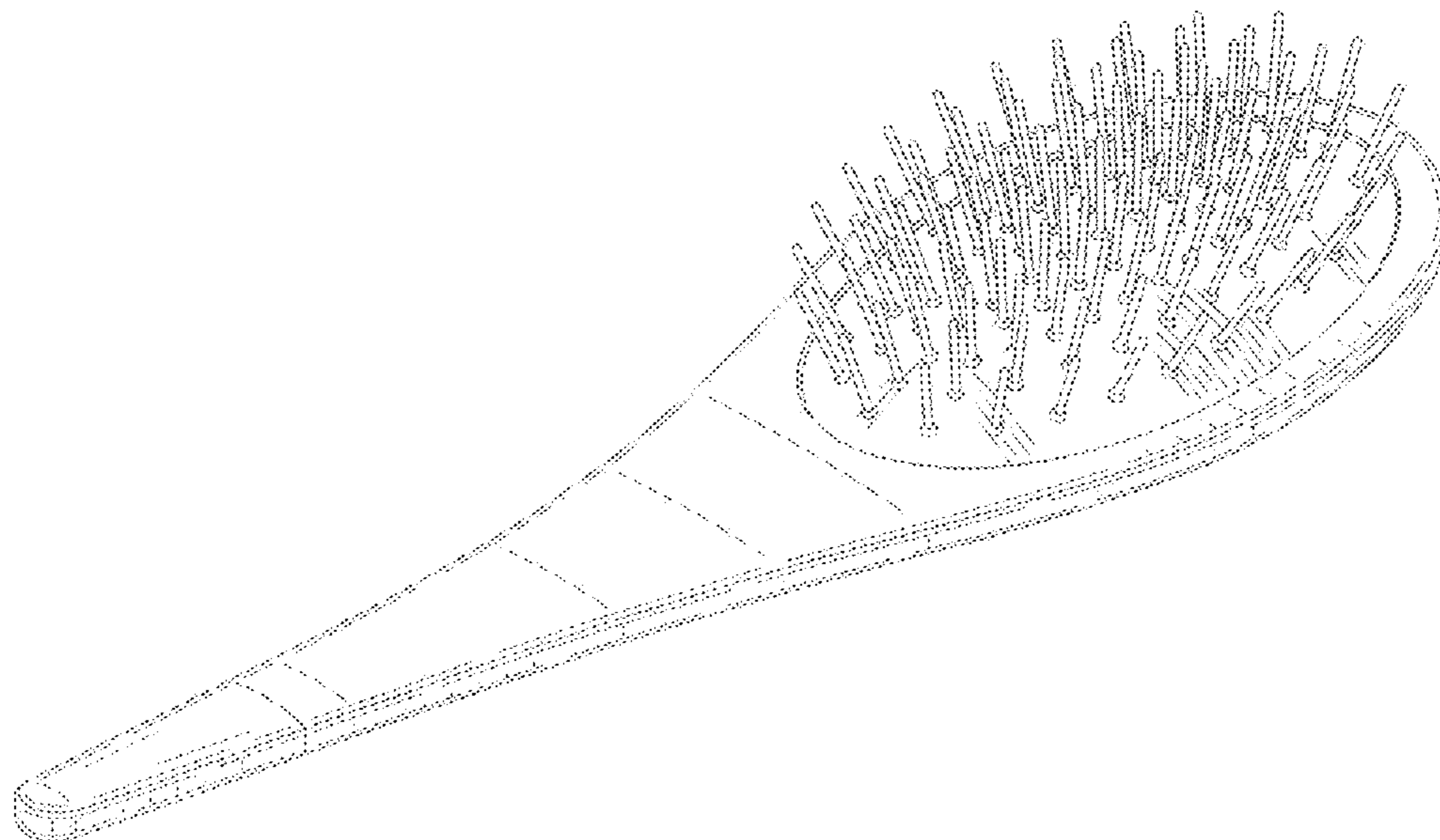
FIG. 4 is front view of the hair brush of FIG. 1;

FIG. 5 is left side view of the hair brush of FIG. 1;

FIG. 6 is right side view of the hair brush of FIG. 1; and,

FIG. 7 is rear view of the hair brush of FIG. 1.

1 Claim, 3 Drawing Sheets



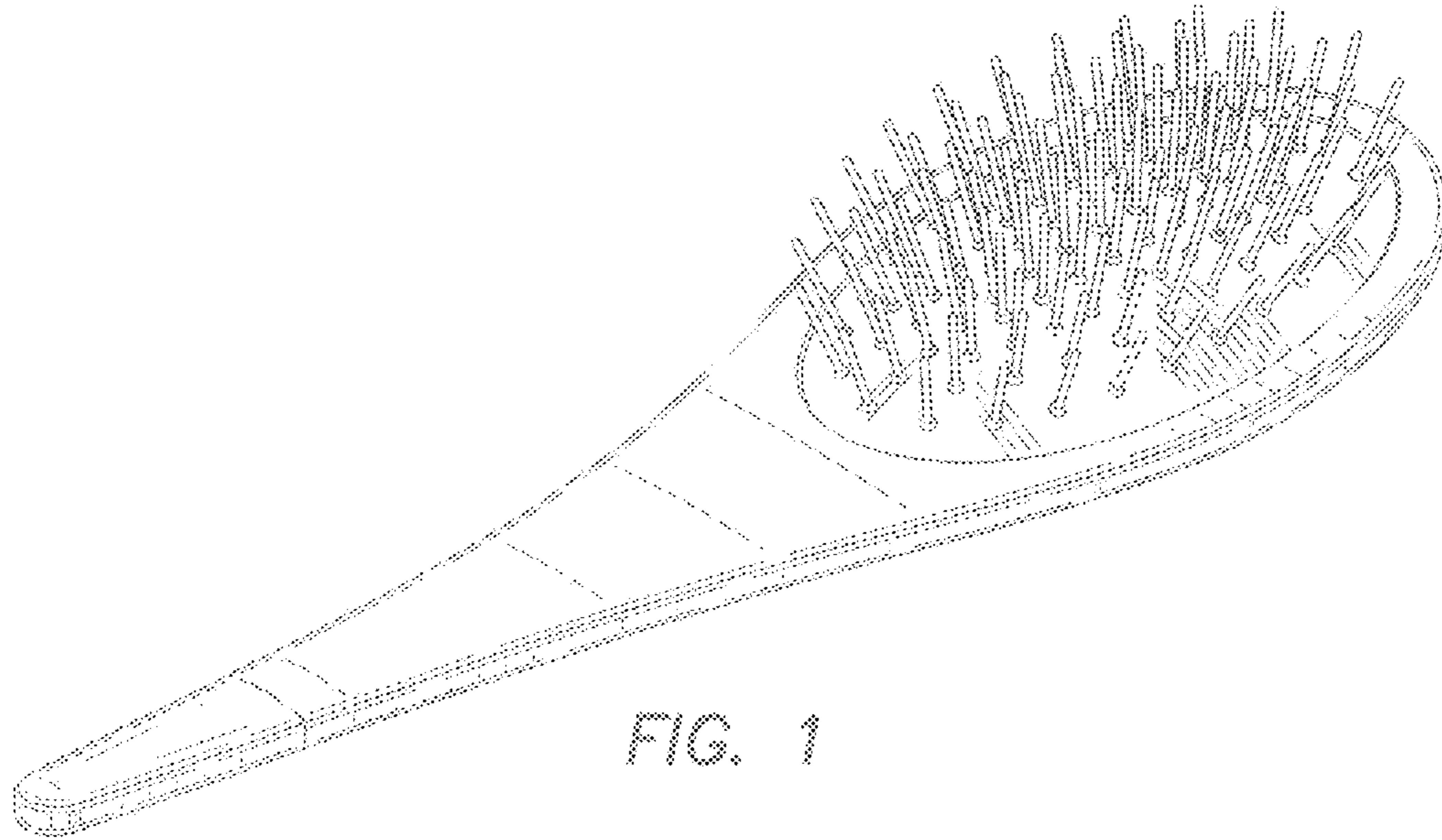


FIG. 1

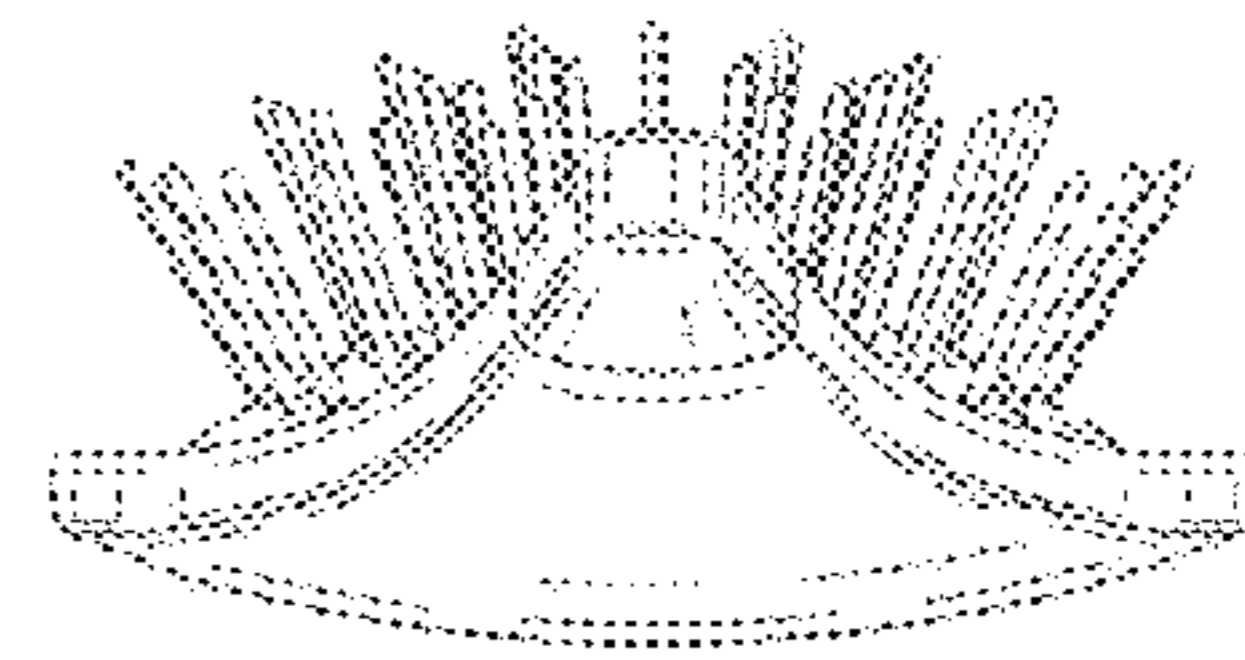


FIG. 2

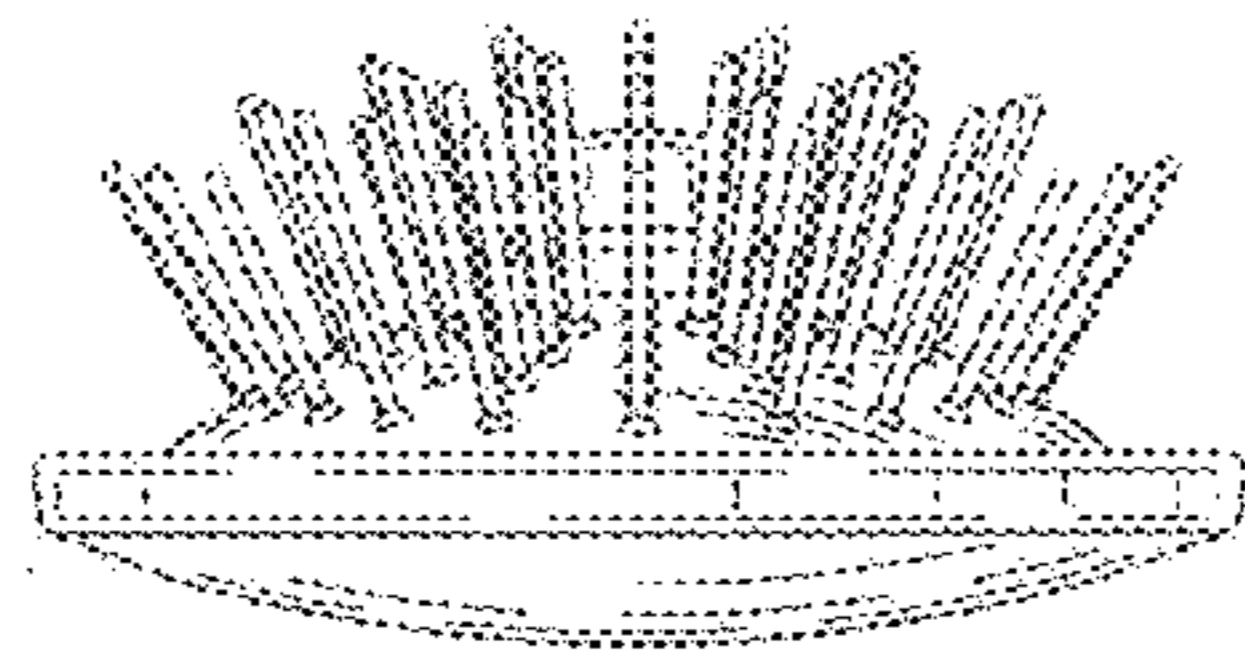


FIG. 3

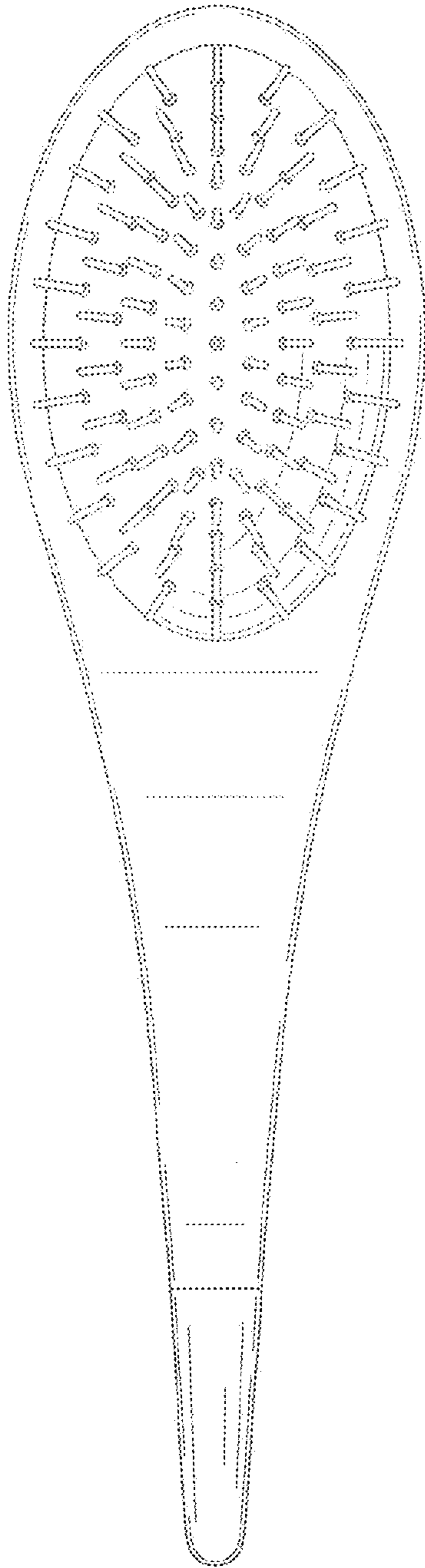


FIG. 4




FIG. 5




FIG. 6

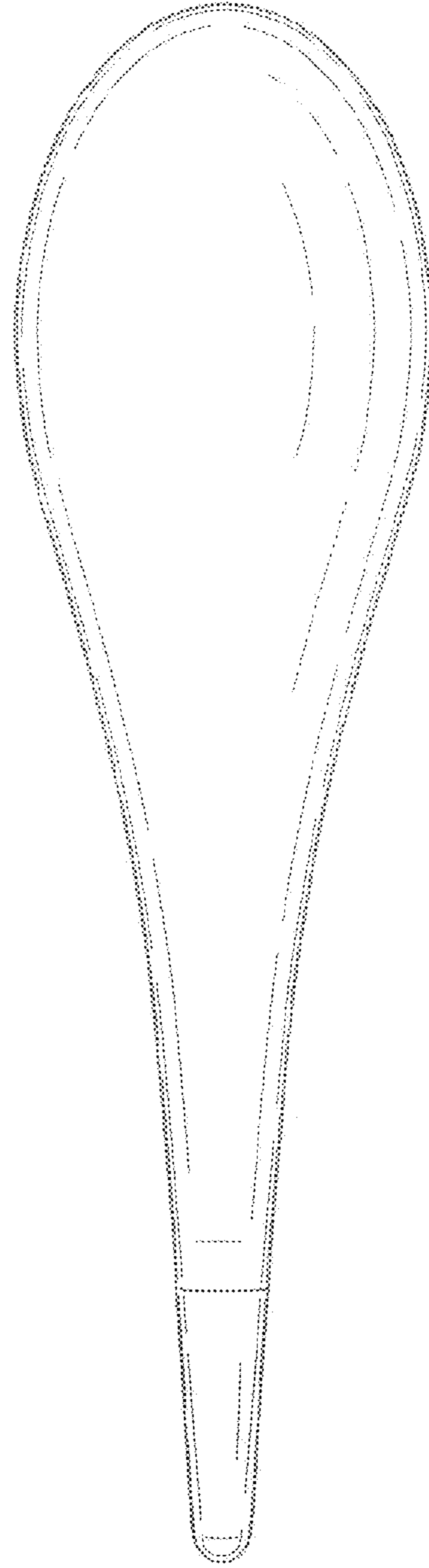


FIG. 7