



US00D763578S

(12) **United States Design Patent**
Kato et al.

(10) **Patent No.:** **US D763,578 S**

(45) **Date of Patent:** **** Aug. 16, 2016**

(54) **INTERDENTAL CLEANING TOOL**

(56) **References Cited**

(71) Applicant: **SUNSTAR SUISSE SA**

U.S. PATENT DOCUMENTS

(72) Inventors: **Keisuke Kato**, Takatsuki (JP); **Anri Gengyo**, Takatsuki (JP); **Tetsuya Takahashi**, Takatsuki (JP); **Nobuharu Matsudomi**, Takatsuki (JP)

3,779,256	A	12/1973	Maloney et al.
D294,072	S	2/1988	Stern et al.
D521,737	S	5/2006	Siemer
D536,529	S *	2/2007	Antler D4/111
D674,610	S	1/2013	Eatherton
2010/0024839	A1	2/2010	Kalbfeld et al.
2014/0166043	A1	6/2014	Dishon

(73) Assignee: **SUNSTAR SUISSE SA**, Etoy (CH)

(**) Term: **15 Years**

FOREIGN PATENT DOCUMENTS

(21) Appl. No.: **29/543,357**

JP	3049028	U	5/1998
JP	1454155	S	10/2010
JP	2013188299	A *	9/2013
WO	WO 2010128591	A1 *	11/2010 A46B 3/18

(22) Filed: **Oct. 23, 2015**

* cited by examiner

Related U.S. Application Data

(62) Division of application No. 29/446,600, filed on Feb. 26, 2013, now Pat. No. Des. 744,756.

Primary Examiner — Robin V Webster

Assistant Examiner — Lavone D Tabor

(30) **Foreign Application Priority Data**

Aug. 30, 2012 (JP) D2012-20853
Aug. 30, 2012 (JP) D2012-20854

(74) *Attorney, Agent, or Firm* — Kratz, Quintos & Hanson, LLP

(51) **LOC (10) Cl.** **04-02**

(57) **CLAIM**

The ornamental design for an interdental cleaning tool, as shown and described.

(52) **U.S. Cl.**

USPC **D4/111; D4/128**

DESCRIPTION

(58) **Field of Classification Search**

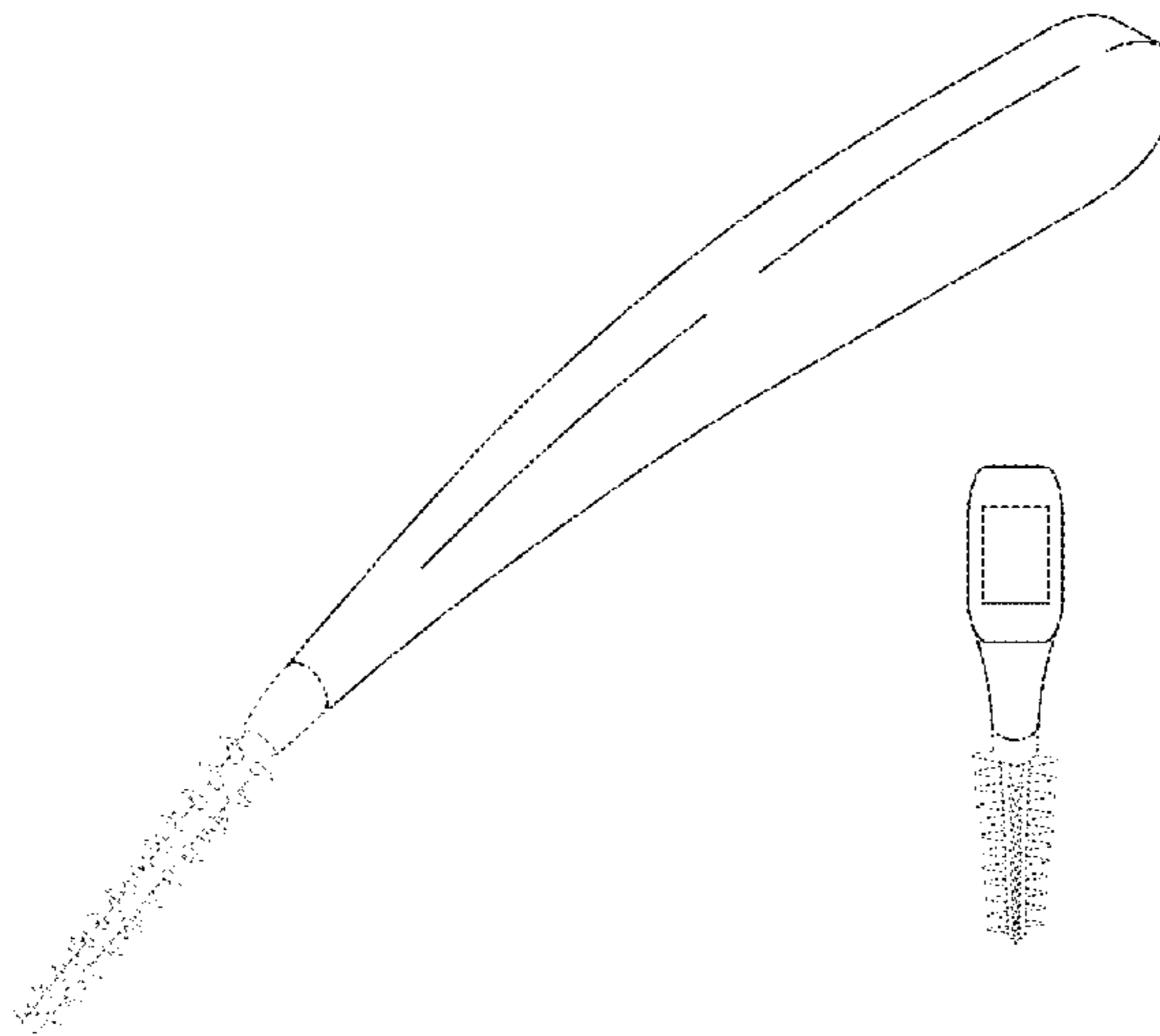
USPC D4/111, 128, 131, 132, 138; D28/65, D28/68; 132/216, 218, 321, 329
CPC A46B 3/00; A46B 3/005; A46B 3/04; A46B 3/18; A46B 5/02; A46B 5/021; A46B 5/023; A46B 5/025; A46B 5/026; A46B 9/02; A46B 9/021; A46B 13/003; A46B 13/006; A46B 15/0069; A46B 15/0071; A46B 15/0073; A46B 2200/00; A46B 2200/01; A46B 2200/1053; A46B 2200/108; A61C 15/00; A61C 15/02; A61C 15/04; A61C 15/042; A61C 15/046; A61C 15/048

FIG. 1 is a perspective view of the interdental cleaning tool of the present invention;
FIG. 2 is a front view thereof;
FIG. 3 is a back view thereof;
FIG. 4 is a right side view thereof;
FIG. 5 is a left side view thereof;
FIG. 6 is a top plan view thereof; and,
FIG. 7 is a bottom view thereof.

The broken lines showing a head illustrate portions of the interdental cleaning tool form no part of the claimed design.

See application file for complete search history.

1 Claim, 7 Drawing Sheets



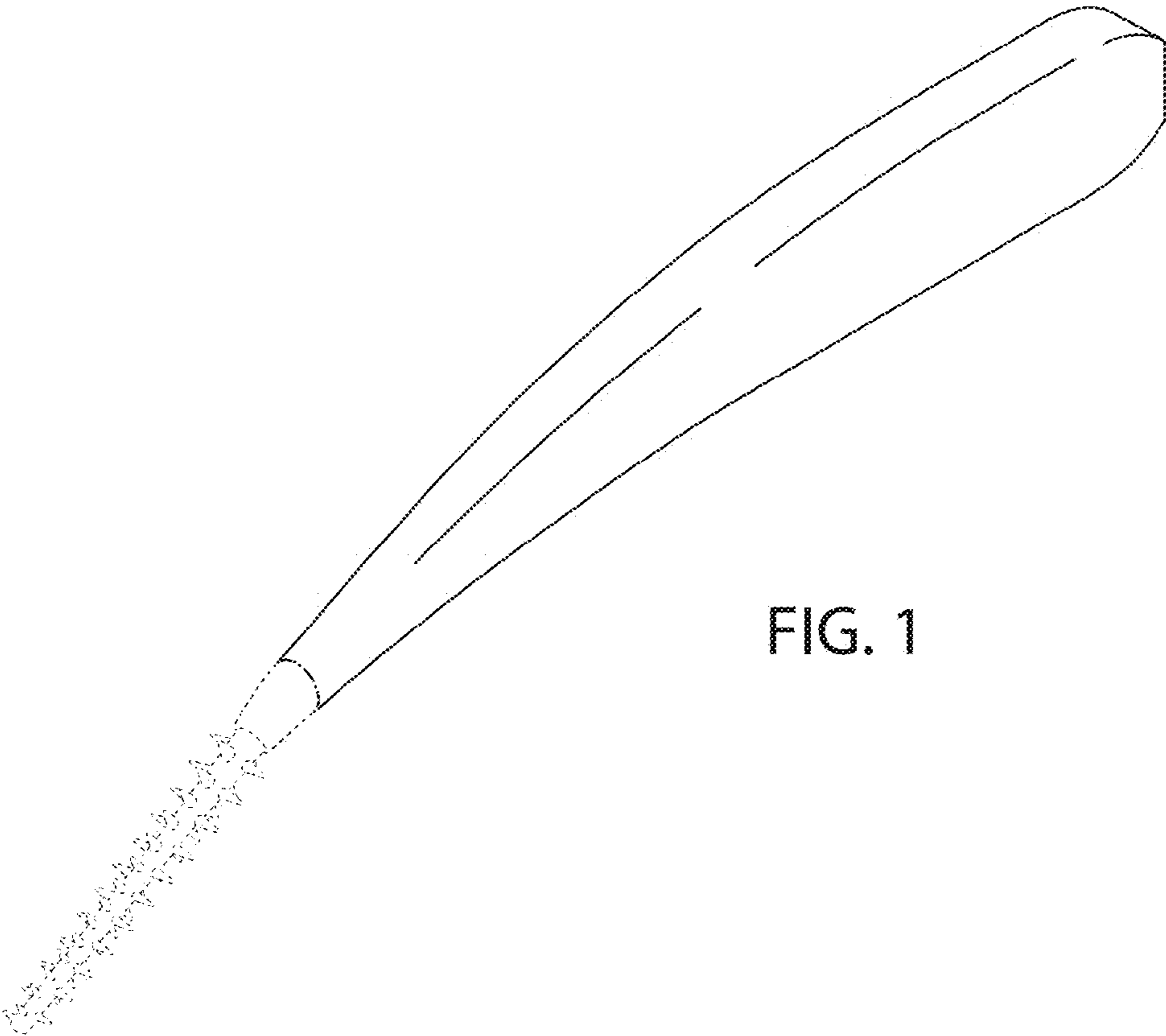


FIG. 1

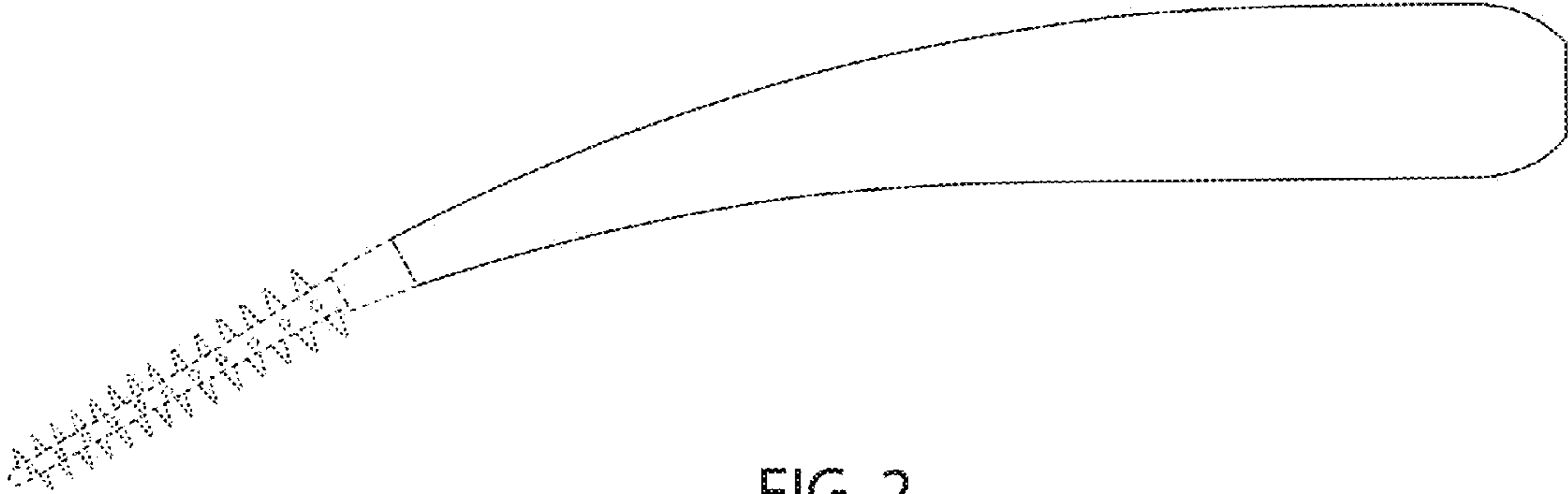


FIG. 2

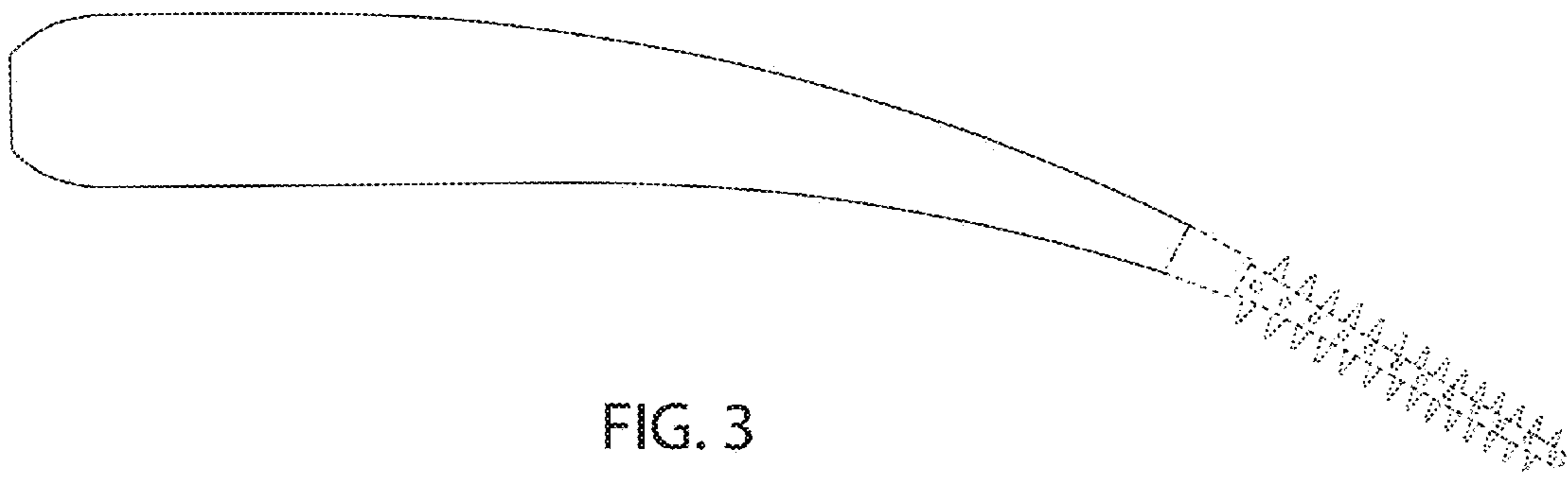


FIG. 3




FIG. 4



FIG. 5




FIG. 6




FIG. 7