

US00D763573S

(12) **United States Design Patent**
Klein et al.

(10) **Patent No.:** **US D763,573 S**

(45) **Date of Patent:** **** Aug. 16, 2016**

(54) **SPORT PACK**

(71) Applicants: **Julia Hope Klein**, Ouray, CO (US);
Jerald Leroy Klein, Ouray, CO (US)

(72) Inventors: **Julia Hope Klein**, Ouray, CO (US);
Jerald Leroy Klein, Ouray, CO (US)

(**) Term: **14 Years**

(21) Appl. No.: **29/509,982**

(22) Filed: **Nov. 24, 2014**

(51) **LOC (10) Cl.** **03-01**

(52) **U.S. Cl.**
USPC **D3/254**

(58) **Field of Classification Search**
USPC D3/254, 300, 301, 303, 215, 201;
D6/518
CPC A45C 3/00; A45F 5/00; A45F 4/00;
Y10S 383/906
See application file for complete search history.

(56) **References Cited**

U.S. PATENT DOCUMENTS

4,739,880 A * 4/1988 Sawyer D06F 95/004
206/223
D316,632 S * 5/1991 Kiyokane D3/301

D363,817 S 11/1995 Beckwith
D369,467 S * 5/1996 Cole D3/300
D453,876 S * 2/2002 Moor D3/300
D636,597 S * 4/2011 McCabe D16/237
D737,052 S * 8/2015 James D3/300
9,241,550 B2 * 1/2016 James A45C 3/00
2012/0241463 A1 * 9/2012 Zimmerman B65D 5/542
221/1

* cited by examiner

Primary Examiner — Mitchell Siegel

(74) *Attorney, Agent, or Firm* — Dunlap Bennett & Ludwig
PLLC


(57) **CLAIM**

The ornamental design for a sport pack, as shown and described.

DESCRIPTION

FIG. 1 is a perspective front view of a sport pack;
FIG. 2 is a front elevation view of the sport pack;
FIG. 3 is a rear elevation view of the sport pack;
FIG. 4 is a left elevation view of the sport pack;
FIG. 5 is a right elevation view of the sport pack;
FIG. 6 is a top plan view of the sports pack; and,
FIG. 7 is a bottom plan view of the sports pack.
Broken lines shown in FIGS. 1 through 7 illustrate portions of
the sport pack that form no part of the claimed design.

1 Claim, 3 Drawing Sheets



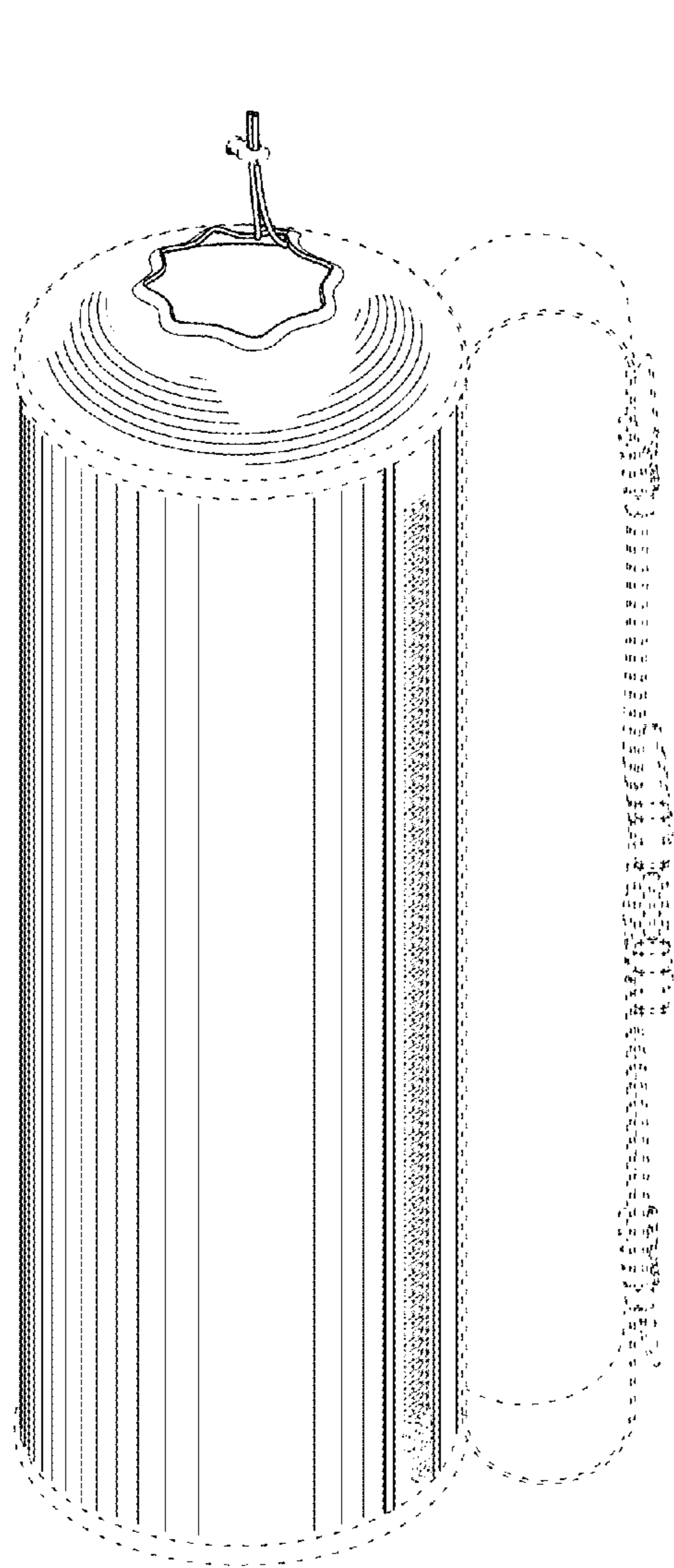


FIG. 1




FIG. 2

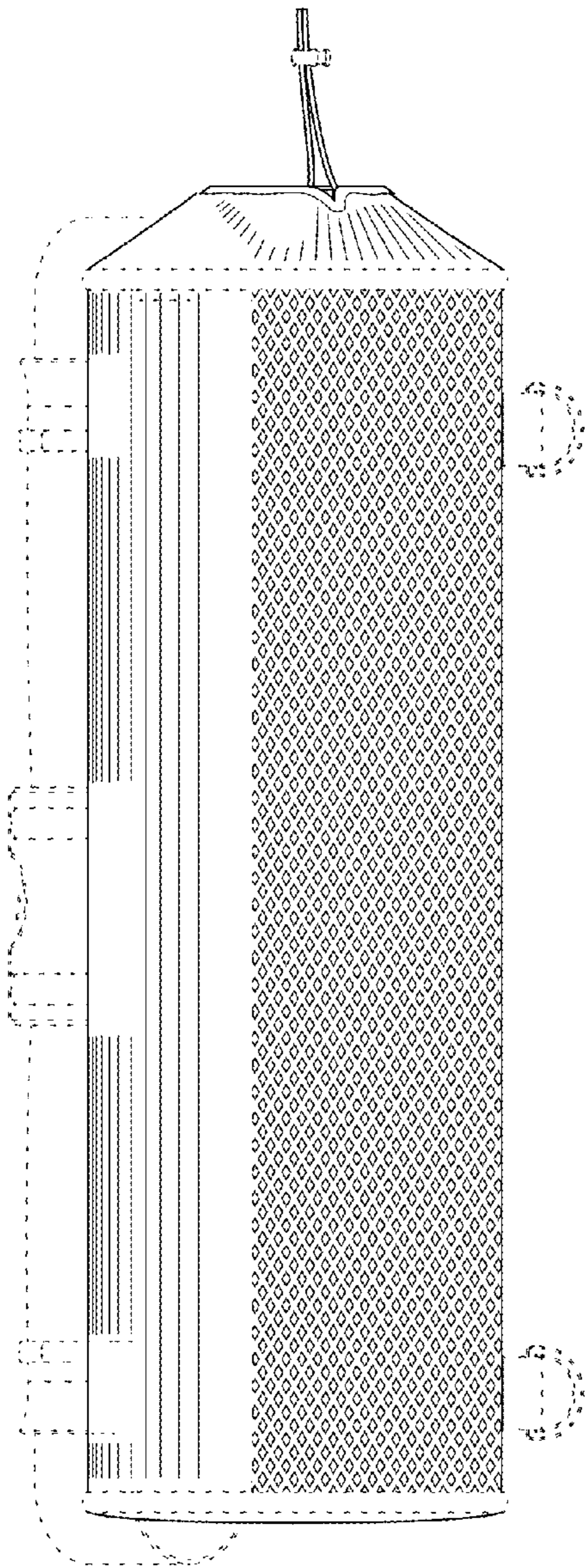


FIG. 3




FIG. 4



FIG. 5

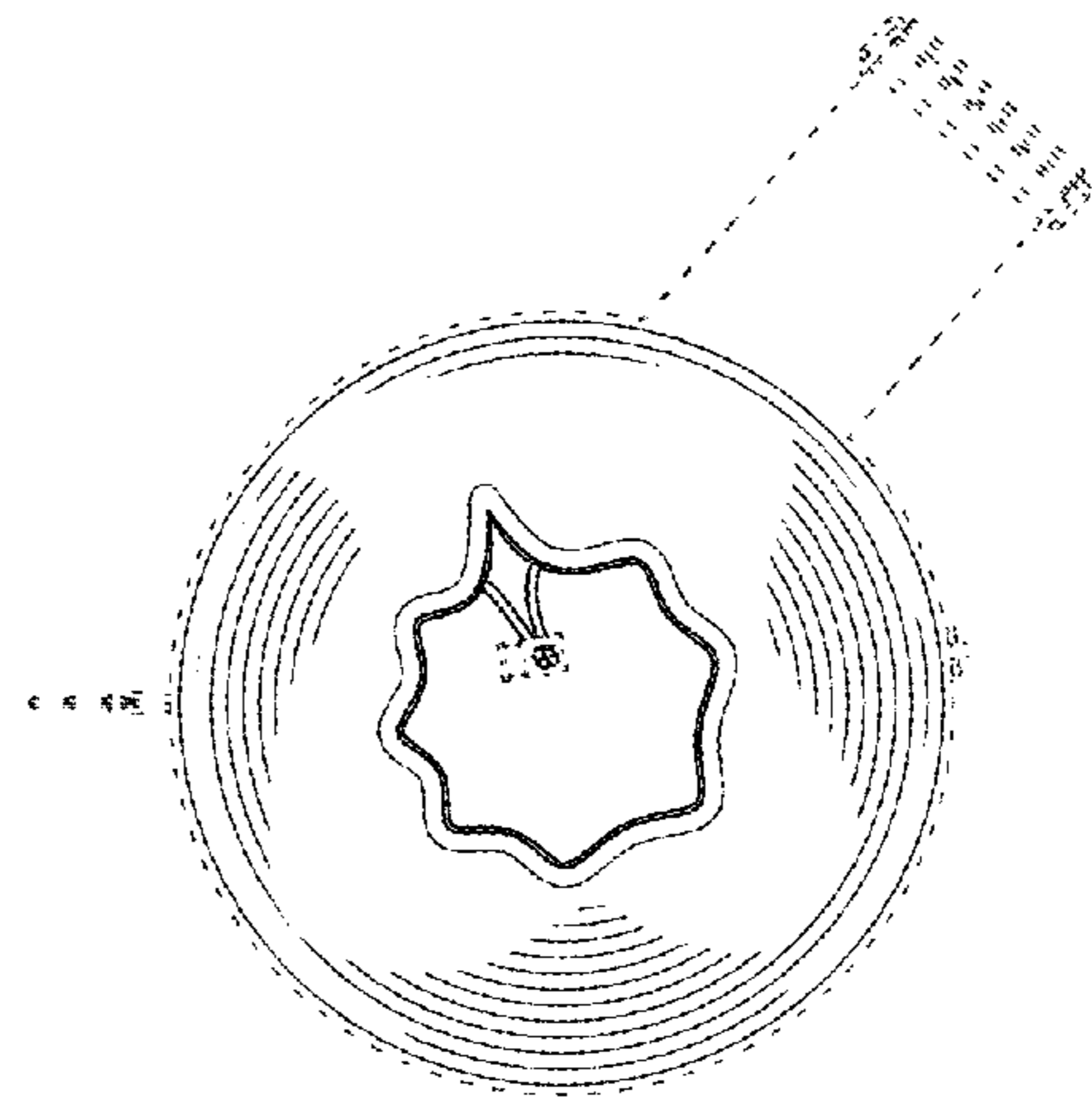


FIG. 6

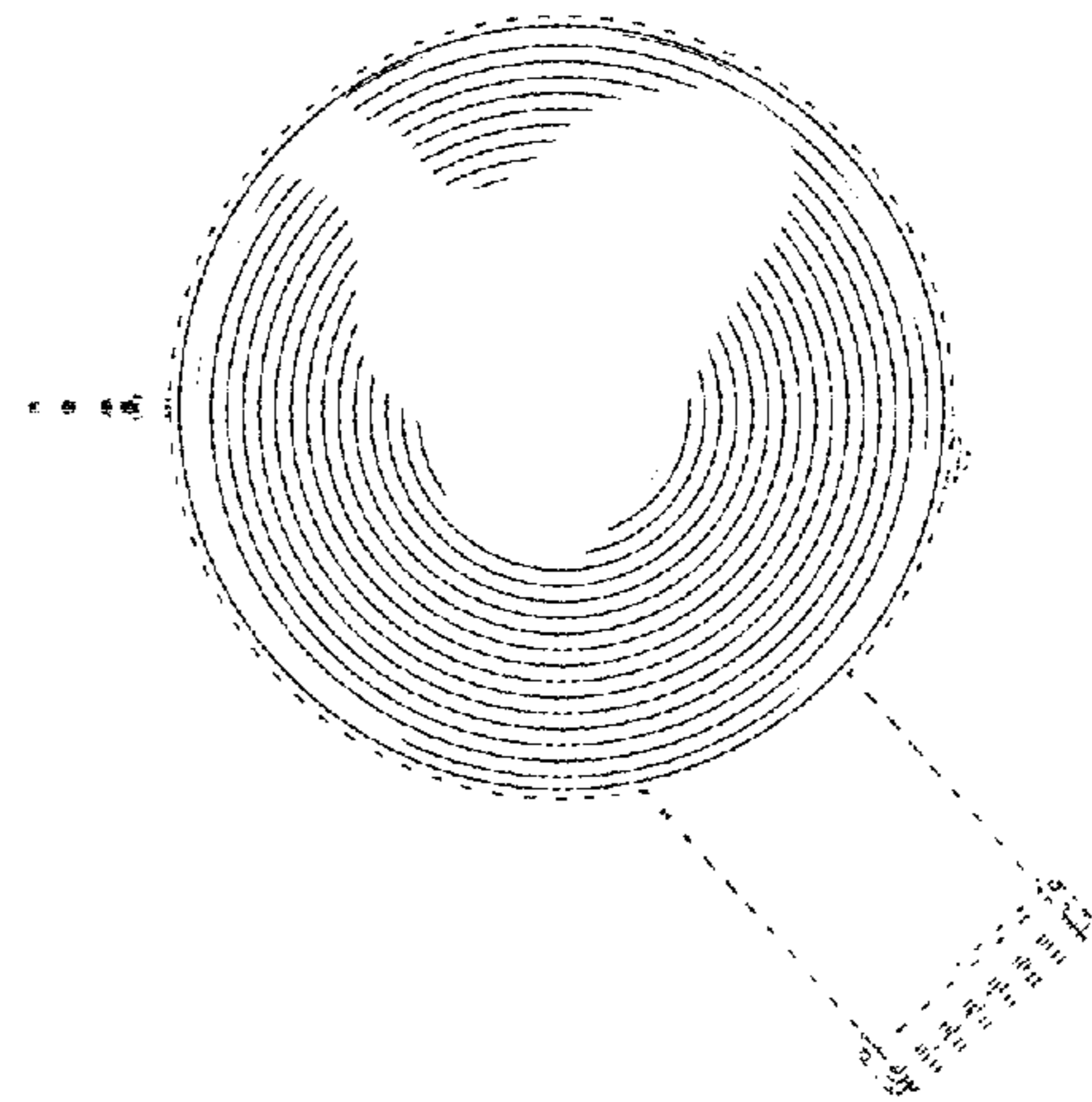


FIG. 7