



US00D763570S

(12) **United States Design Patent**
Potts

(10) **Patent No.:** **US D763,570 S**
(45) **Date of Patent:** **** Aug. 16, 2016**

- (54) **BAG**
- (71) Applicant: **Cheryl Potts**, Beckley, WV (US)
- (72) Inventor: **Cheryl Potts**, Beckley, WV (US)
- (**) Term: **14 Years**
- (21) Appl. No.: **29/524,495**
- (22) Filed: **Apr. 21, 2015**
- (51) **LOC (10) Cl.** **03-01**
- (52) **U.S. Cl.**
USPC **D3/232**
- (58) **Field of Classification Search**
USPC D3/232-233, 240-243, 245-246
CPC A45C 1/024; A45C 3/06
See application file for complete search history.

D603,606	S	*	11/2009	Wang	D3/232
D630,013	S	*	1/2011	Yu	D3/232
D630,844	S	*	1/2011	Wang	D3/232
D637,809	S	*	5/2011	Meldeau	D3/232
D661,486	S		6/2012	VanderVeer		
D711,096	S	*	8/2014	Hanna	D3/232
D712,653	S	*	9/2014	Van Migem	D3/232
D720,925	S	*	1/2015	Jones	D3/232
2007/0137959	A1		6/2007	Zauderer		
2008/0230258	A1		9/2008	Romero et al.		
2012/0097495	A1		4/2012	Moore		

* cited by examiner

Primary Examiner — Holly Baynham

(74) *Attorney, Agent, or Firm* — Maier & Maier, PLLC

(57) **CLAIM**

The ornamental design for a bag, as shown and described.

DESCRIPTION

FIG. 1 is a top front perspective view of a bag, showing my design;

FIG. 2 is a front view thereof;

FIG. 3 is a side view thereof;

FIG. 4 is a top plan view thereof;

FIG. 5 is a bottom plan view thereof; and,

FIG. 6 is a front view thereof.

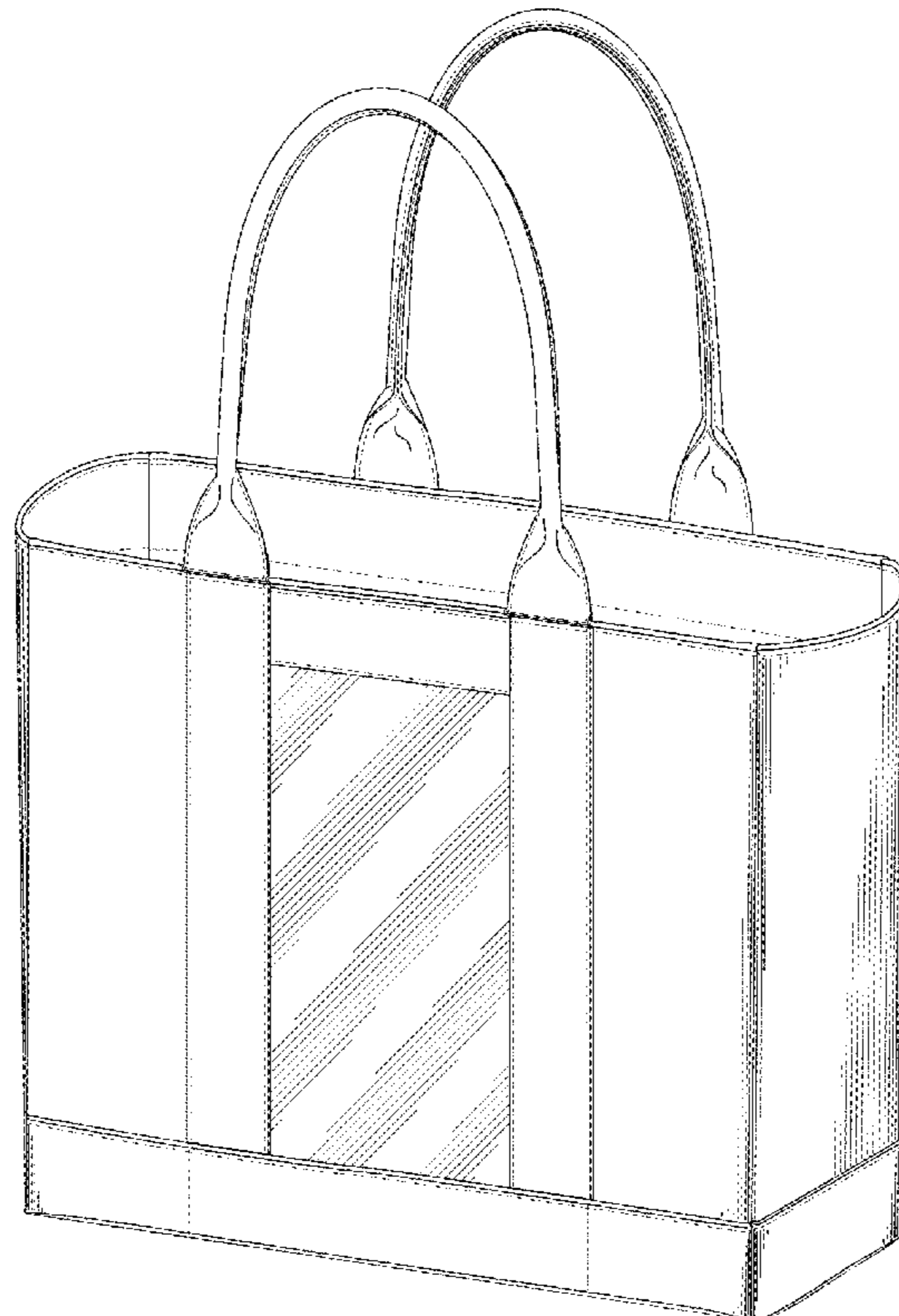
The broken lines showing a decorative pattern on the front panel and stitching are for the purposes of illustrating environment and form no part of the claimed design.

(56) **References Cited**

U.S. PATENT DOCUMENTS

3,182,701	A	5/1965	Ginsburg		
4,022,261	A	5/1977	Russell		
4,236,559	A	12/1980	Archbold		
5,207,254	A	5/1993	Fromm		
6,129,126	A	10/2000	Restivo		
7,028,730	B2	4/2006	Pace		
7,222,649	B1	5/2007	Fox		
D596,396	S	* 7/2009	McCoy	D3/232

1 Claim, 4 Drawing Sheets



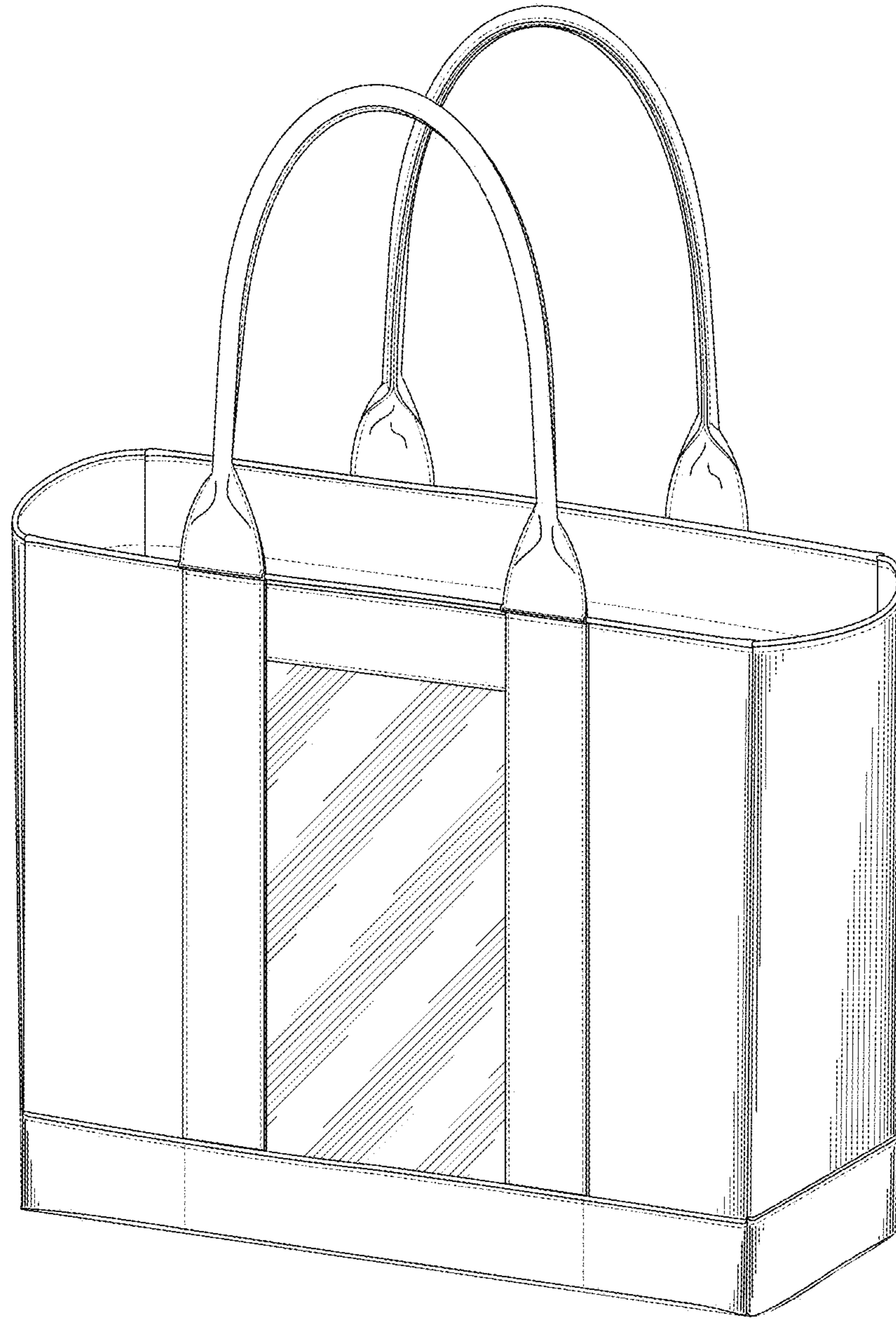


Fig. 1

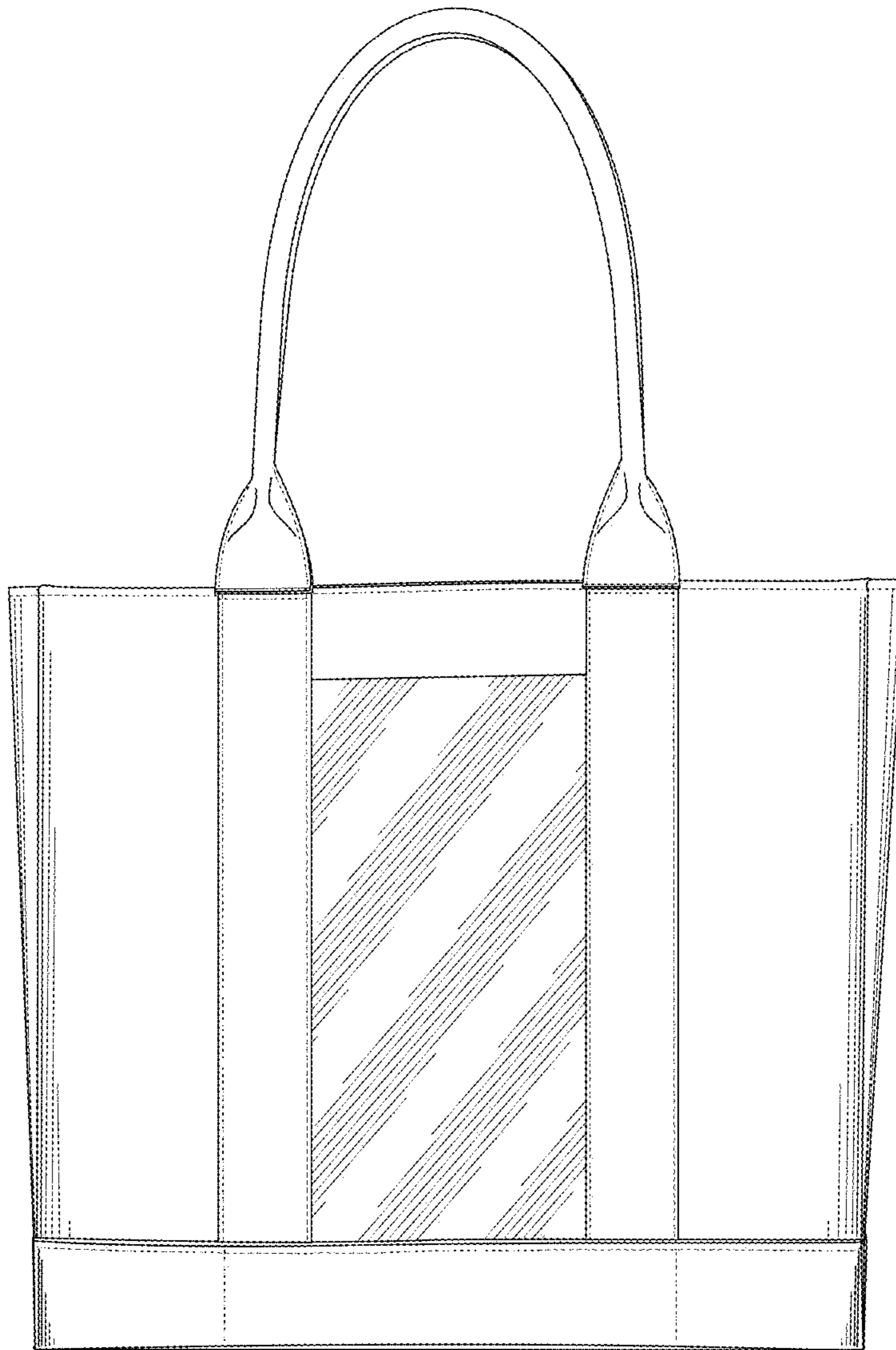


Fig. 2

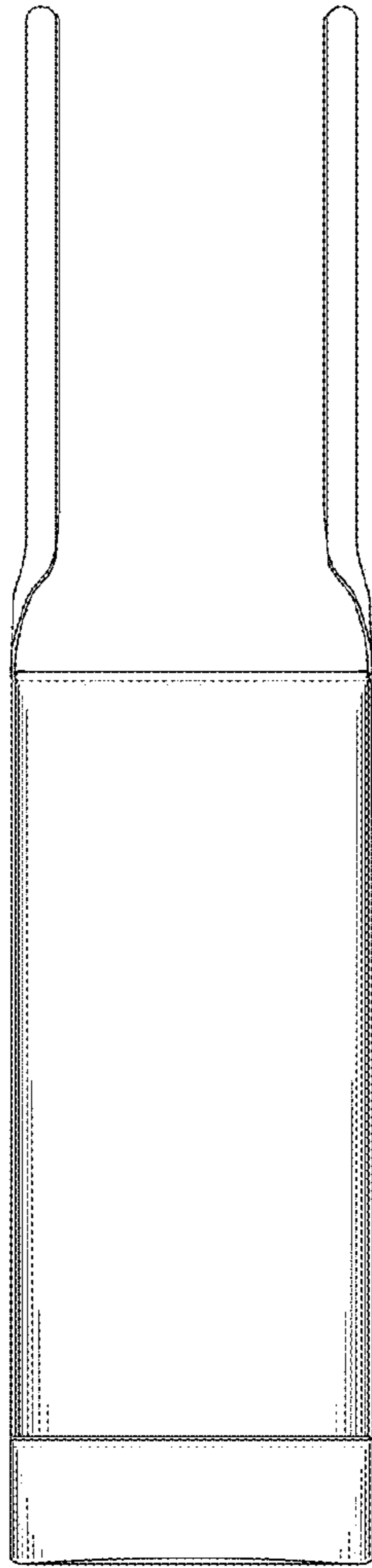


Fig. 3




Fig. 4




Fig. 5

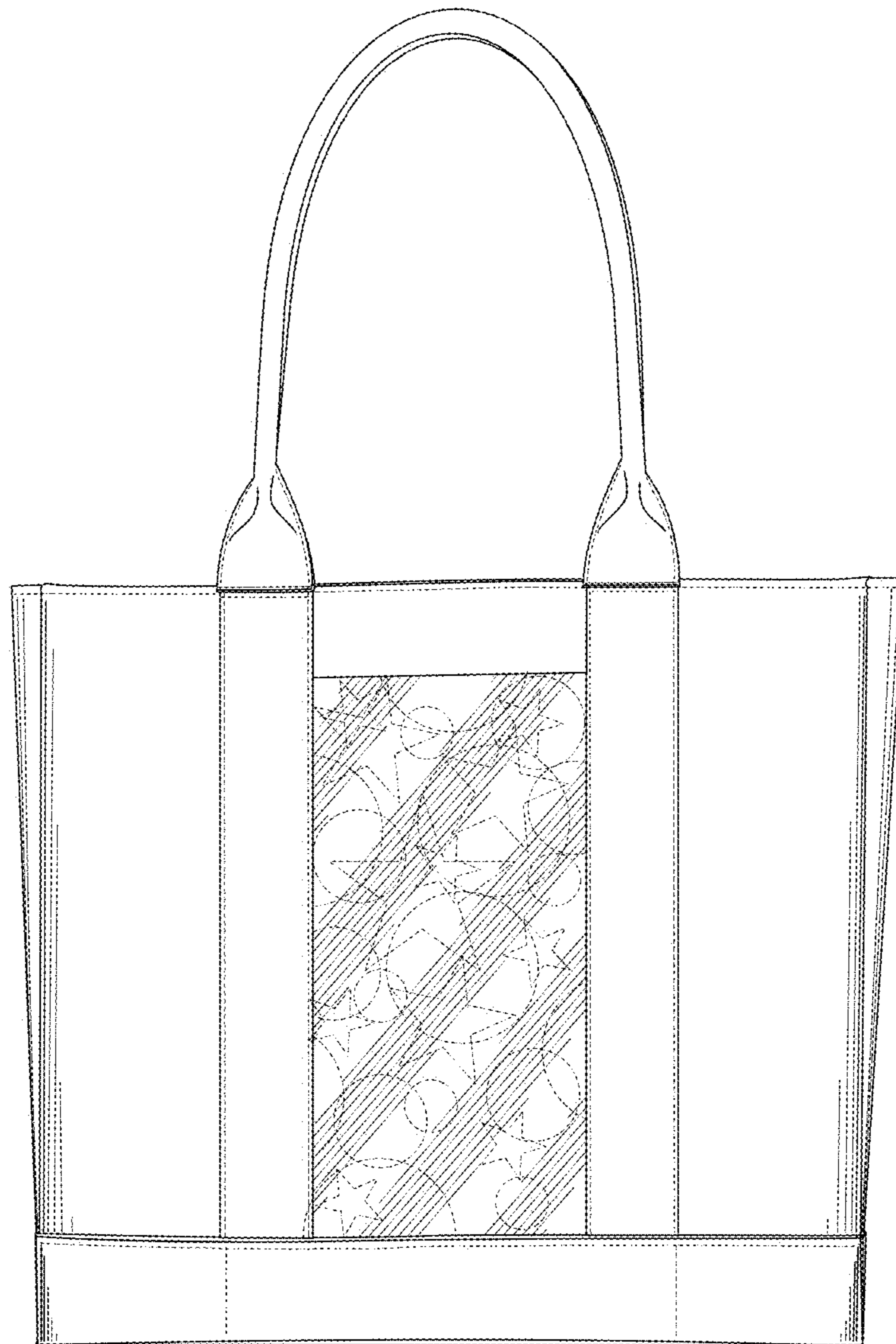


Fig. 6