



US00D763569S

(12) **United States Design Patent**  
**Tal**

(10) **Patent No.:** **US D763,569 S**

(45) **Date of Patent:** **\*\* Aug. 16, 2016**

(54) **PHONE POCKET PURSE**

(71) Applicant: **Keren Tal**, Huntingdon Valley, PA (US)

(72) Inventor: **Keren Tal**, Huntingdon Valley, PA (US)

(\*\*) Term: **14 Years**

(21) Appl. No.: **29/520,537**

(22) Filed: **Mar. 16, 2015**

(51) **LOC (10) Cl.** ..... **03-01**

(52) **U.S. Cl.**  
USPC ..... **D3/232**

(58) **Field of Classification Search**

USPC ..... D3/232-233, 240-243, 245-246

CPC ..... A45C 1/024; A45C 3/08

See application file for complete search history.

(56) **References Cited**

**U.S. PATENT DOCUMENTS**

D343,059 S	1/1994	Daniels et al.	
D655,911 S *	3/2012	Gerbi	D3/232
D689,691 S *	9/2013	Kuster	D3/243
2009/0224722 A1	9/2009	Causey	

\* cited by examiner

*Primary Examiner* — Holly Baynham

(74) *Attorney, Agent, or Firm* — Feigin and Fridman, LLC;  
Cheryl R. Figlin


(57) **CLAIM**

The ornamental design for the phone pocket purse, as shown and described.

**DESCRIPTION**

FIG. 1 shows a perspective view of the phone pocket purse. FIG. 2 shows a front view of the phone pocket purse. FIG. 3 shows a back view of the phone pocket purse. FIG. 4 shows a left side plain view of the phone pocket purse and the right view is a mirror image of the left side view. FIG. 5 shows a top view of the phone pocket purse; and, FIG. 6 shows a bottom view of the phone pocket purse. The broken lines showing the portions of a chain handle are for the purposes of illustrating environment and forms no part of the claimed design.

**1 Claim, 6 Drawing Sheets**






FIG. 1




FIG. 2




FIG. 3

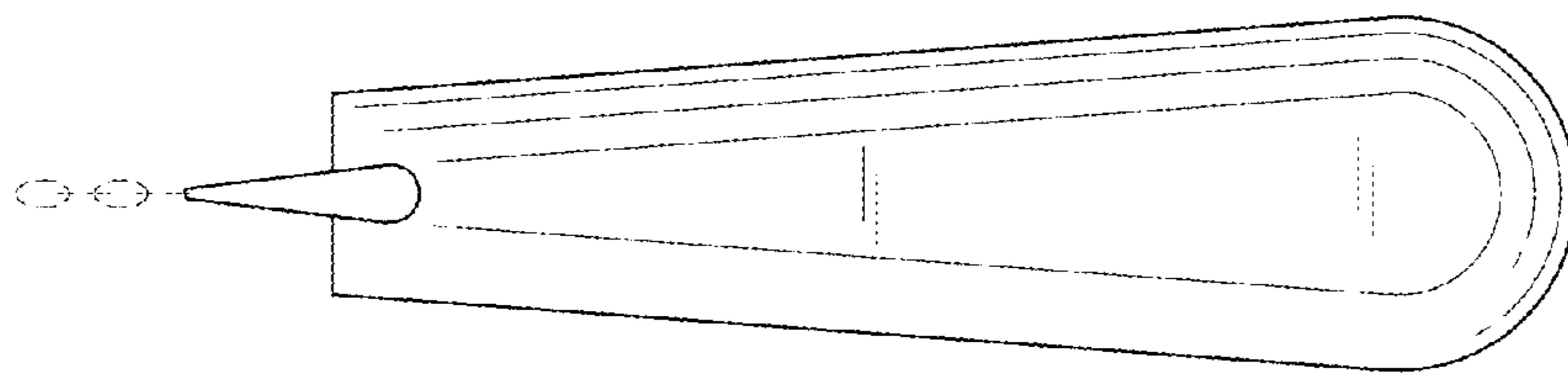


FIG. 4

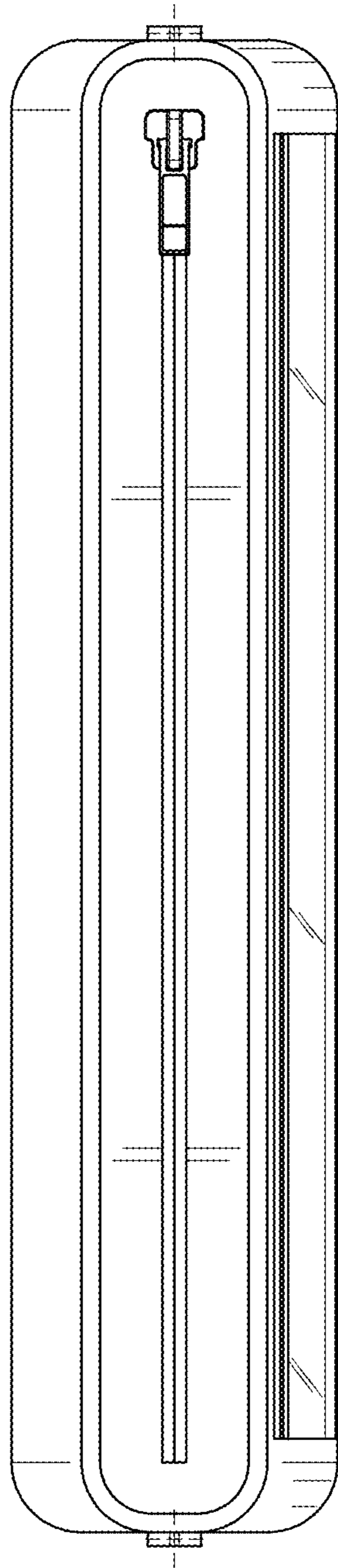


FIG. 5




FIG. 6