

US00D763553S

(12) **United States Design Patent**  
**Harvey et al.**

(10) **Patent No.:** **US D763,553 S**  
(45) **Date of Patent:** **\*\* Aug. 16, 2016**

- (54) **SKATE**
- (71) Applicant: **SPORT MASKA INC.**, Montreal (CA)
- (72) Inventors: **Georges-Emmanuel Harvey**, Laval (CA); **Alexis Faucher**, Laval (CA)
- (73) Assignee: **SPORT MASKA INC.**, Montreal, Quebec
- (\*\*) Term: **14 Years**
- (21) Appl. No.: **29/495,262**
- (22) Filed: **Jun. 30, 2014**
- (51) **LOC (10) Cl.** ..... **02-04**
- (52) **U.S. Cl.**  
USPC ..... **D2/904**
- (58) **Field of Classification Search**  
USPC ..... D2/896, 902, 904, 905, 909, 910, 911, D2/912, 943, 944, 946, 969, 972, 977  
CPC ..... A43B 5/16; A43B 5/1608; A43B 5/1616; A43B 5/1625; A43B 5/1633; A43B 5/1641; A43B 5/165; A43B 5/1658; A43B 5/1666; A43B 5/1675; A43B 5/1683; A43B 5/1691; A43B 5/00; A43B 5/002; A43B 5/003; A43B 5/004; A43B 5/005; A43B 5/04; A43B 5/0401; A43B 5/0411; A43B 5/0427; A43B 5/0486; A63C 17/18; A63C 17/00; A63C 1/00; A63C 1/02; A63C 1/42  
See application file for complete search history.

4,869,001	A *	9/1989	Brown	.....	36/115
D410,136	S *	5/1999	Lefebvre et al.	.....	D2/904
D414,017	S *	9/1999	Lefebvre et al.	.....	D2/904
D502,752	S *	3/2005	Howard	.....	D21/764
D512,476	S *	12/2005	Howard	.....	D21/764
D513,778	S *	1/2006	Howard	.....	D21/764
7,290,773	B2 *	11/2007	Eck et al.	.....	280/11.12
D578,595	S *	10/2008	Howard et al.	.....	D21/762
D579,193	S *	10/2008	Howard et al.	.....	D2/972
D579,510	S *	10/2008	Howard et al.	.....	D21/762
D579,644	S *	11/2008	Howard et al.	.....	D2/969
D579,999	S *	11/2008	Howard et al.	.....	D21/762
D580,645	S *	11/2008	Howard et al.	.....	D2/972
D654,261	S *	2/2012	Koyess	.....	D2/972
D657,546	S *	4/2012	Koyess	.....	D2/972
D662,702	S *	7/2012	Koyess	.....	D2/972
D671,729	S *	12/2012	Koyess	.....	D2/972

\* cited by examiner

*Primary Examiner* — Elizabeth J Oswecki  
(74) *Attorney, Agent, or Firm* — Norton Rose Fulbright Canada



(57) **CLAIM**  
We claim the ornamental design for a skate, as shown and described.

**DESCRIPTION**

FIG. 1 is perspective view of a skate showing our new design; FIG. 2 is first side view thereof; FIG. 3 is front elevation view thereof; FIG. 4 is a rear elevation view thereof; FIG. 5 is an opposite side view of FIG. 2 thereof; FIG. 6 is a bottom plan view thereof; and, FIG. 7 is a top plan view thereof.  
The broken lines do not form part of the claimed design.

**1 Claim, 5 Drawing Sheets**

- (56) **References Cited**  
U.S. PATENT DOCUMENTS  
1,743,689 A \* 1/1930 Scroggins ..... 36/89  
4,835,885 A \* 6/1989 Hoshizaki et al. .... 36/115






FIG-1






FIG-2

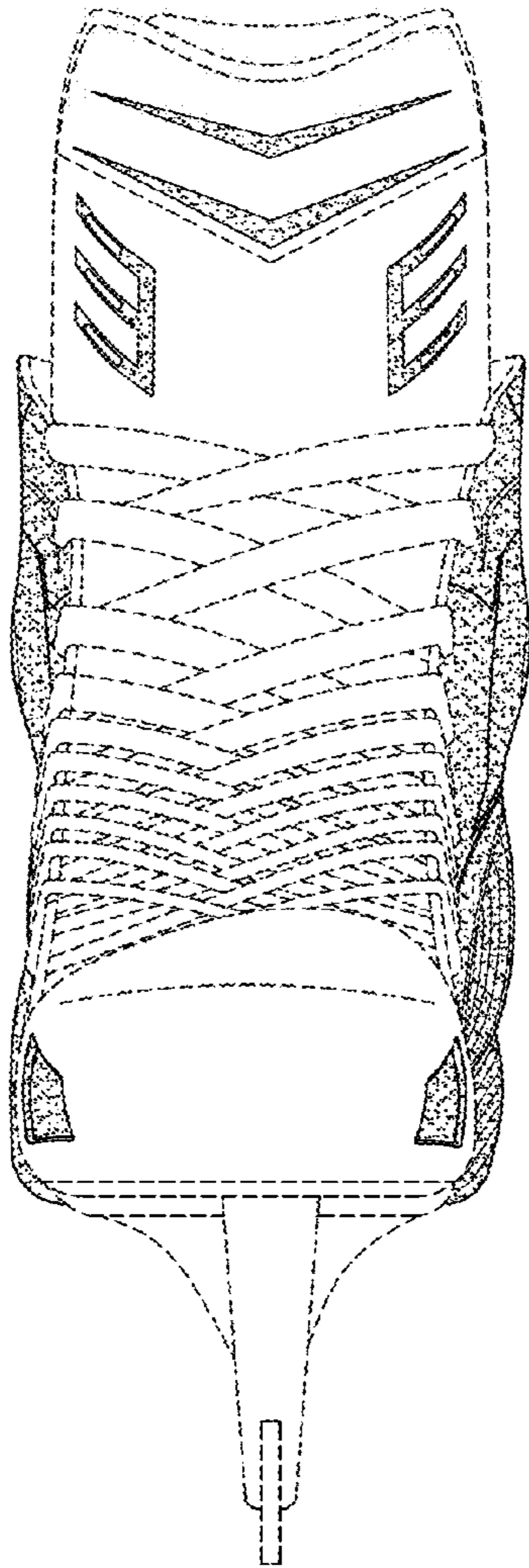


FIG-3

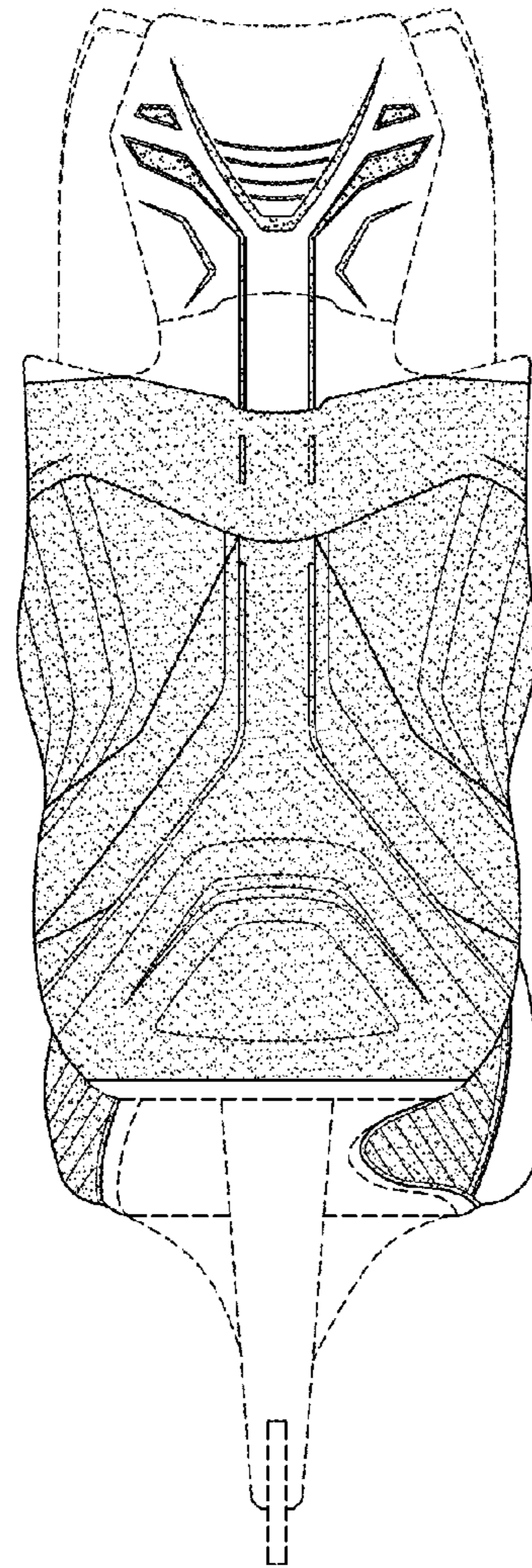


FIG-4






FIG. 5

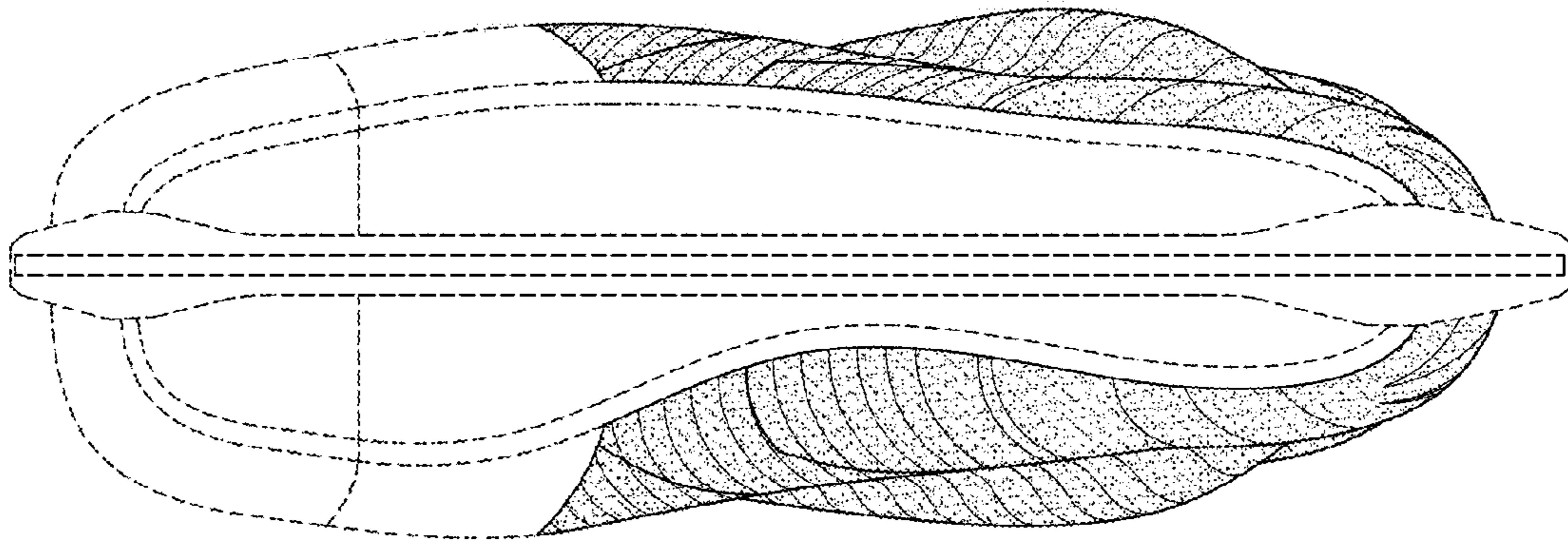


FIG. 6

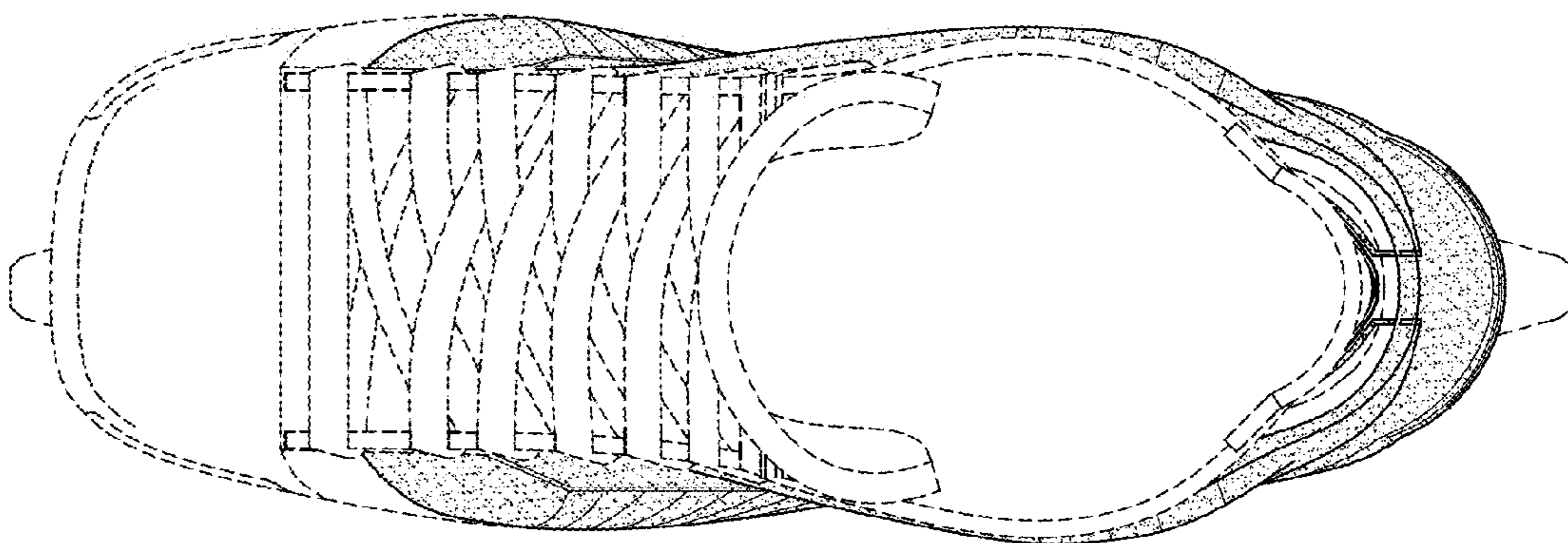


FIG. 7