



US00D763529S

(12) **United States Design Patent**
Pina et al.

(10) **Patent No.:** **US D763,529 S**
(45) **Date of Patent:** **** Aug. 9, 2016**

- (54) **VERTICAL BOTTLE DRYING RACK**
- (71) Applicant: **TOMY International, Inc.**, Dyersville, IA (US)
- (72) Inventors: **Mariel Z. Pina**, Chandler, AZ (US);
Michael Joseph Bargiel, Phoenix, AZ (US)
- (73) Assignee: **TOMY International, Inc.**, Dyersville, IA (US)

6,038,784 A *	3/2000	Dunn	A47L 19/04	211/41.6
D465,946 S *	11/2002	Boyd, Jr.	D6/681.3	
D566,990 S *	4/2008	Cook	D6/681.3	
D616,537 S *	5/2010	Gosko-Sadowski	D23/393	
D676,294 S *	2/2013	Tu	D32/58	
D683,096 S *	5/2013	Stumpo	D32/58	
D710,635 S *	8/2014	Pryor	D6/680.3	
D719,769 S *	12/2014	Daniels	D6/682.1	
8,960,452 B2 *	2/2015	Rhodes, II	A47L 19/04	211/41.6

(**) Term: **15 Years**

(21) Appl. No.: **29/534,708**

(22) Filed: **Jul. 30, 2015**

(51) **LOC (10) Cl.** **07-05**

(52) **U.S. Cl.**
USPC **D32/55**

(58) **Field of Classification Search**
USPC D32/55, 276, 3; D6/510, 525; D30/133;
211/41.5, 41.4, 41.3, 41.8; 361/679.4;
312/311, 333, 334.4; D7/354, 629
CPC . A47L 15/505; A47L 15/503; A47L 15/0013;
A47L 19/02; A47L 19/04; A47J 47/20
See application file for complete search history.

(56) **References Cited**

U.S. PATENT DOCUMENTS

D244,419 S *	5/1977	Anderson	D32/58
D271,913 S *	12/1983	Nanfito	D32/55
D344,619 S *	3/1994	Klein	D1/199
D361,224 S *	8/1995	Stanley	D6/680.3

* cited by examiner

Primary Examiner — Austin Murphy

(74) *Attorney, Agent, or Firm* — Lando & Anastasi, LLP

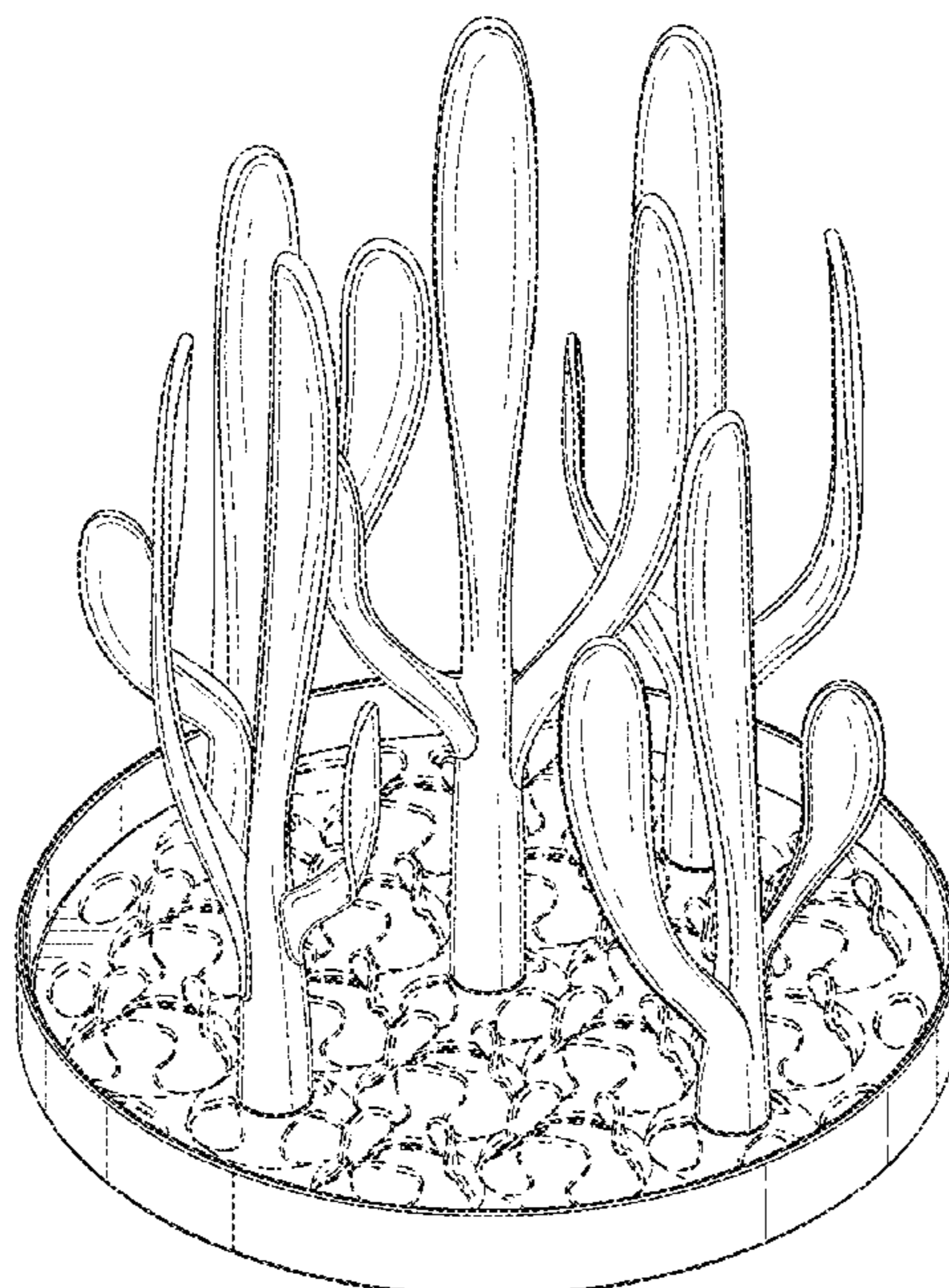
(57) **CLAIM**

The ornamental design for a vertical bottle drying rack, as shown and described.

DESCRIPTION

FIG. 1 is a perspective view of a vertical bottle drying rack design;
FIG. 2 is a front view thereof;
FIG. 3 is a rear view thereof;
FIG. 4 is a right view thereof;
FIG. 5 is a left view thereof;
FIG. 6 is a top view thereof; and,
FIG. 7 is a bottom view thereof.
The broken lines showing portions of the vertical bottle drying rack design in FIGS. 1-7 are for illustrative purposes only and form no part of the claimed design.

1 Claim, 7 Drawing Sheets



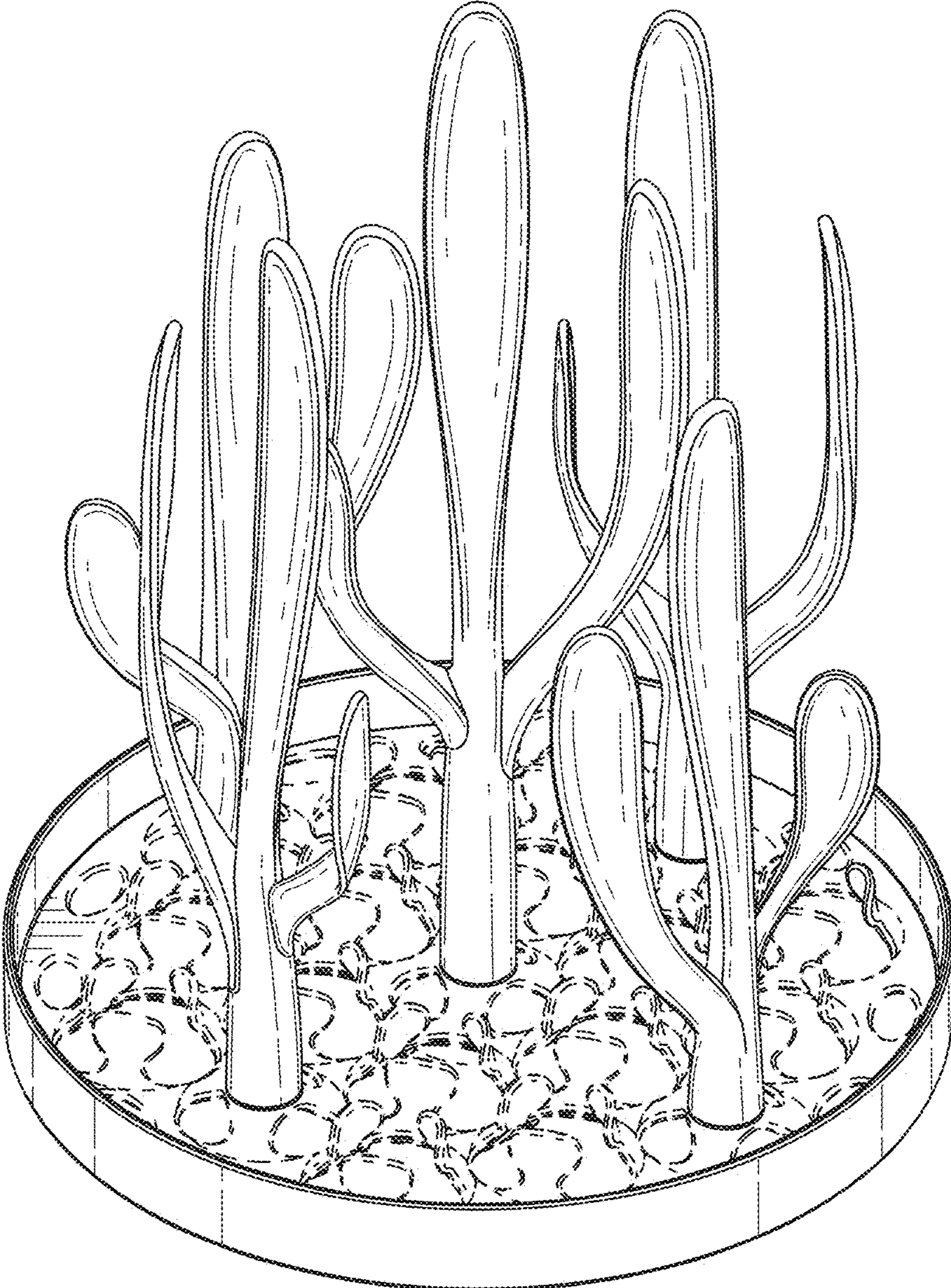


FIG. 1



FIG. 2



FIG. 3

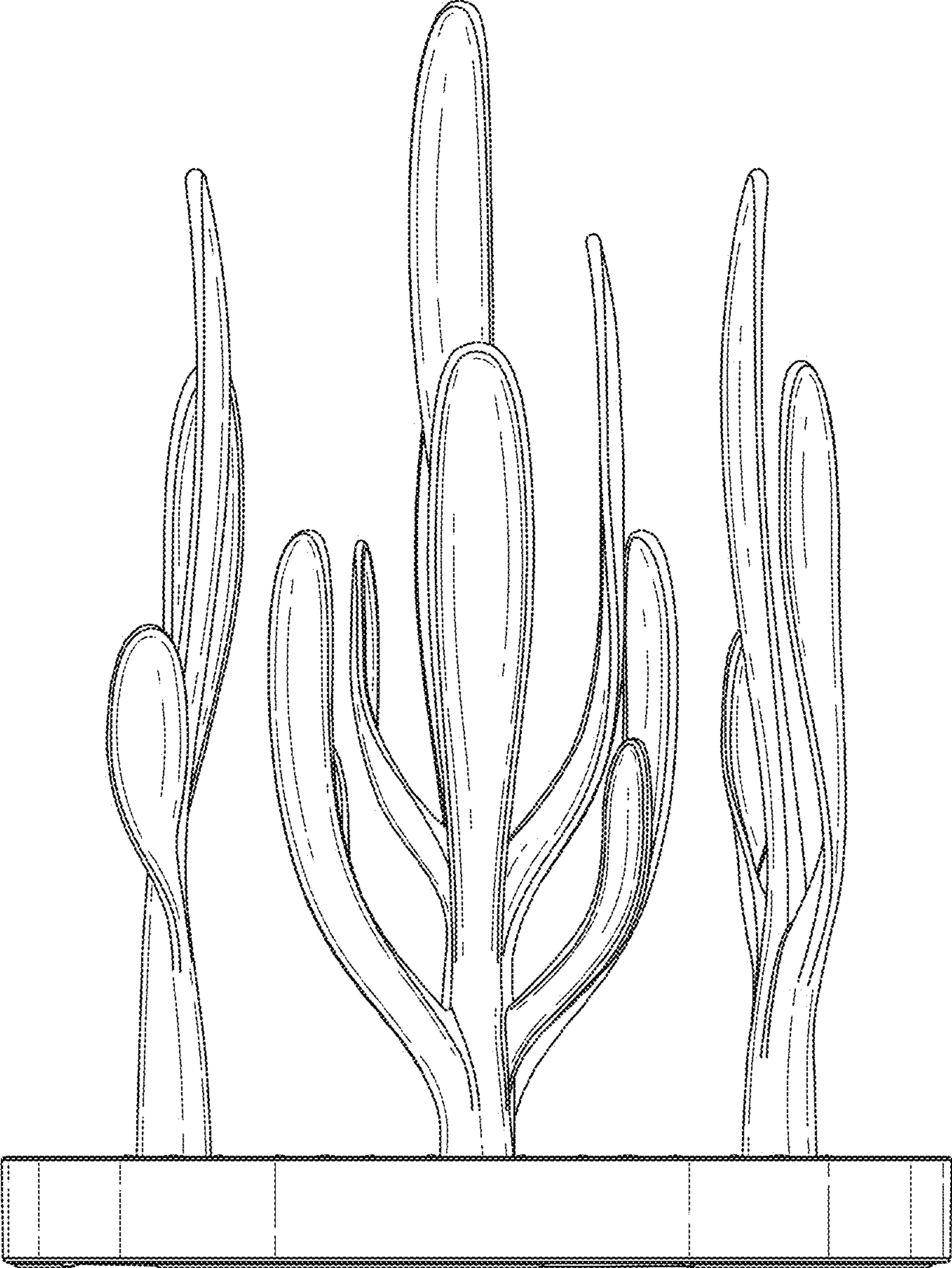


FIG. 4

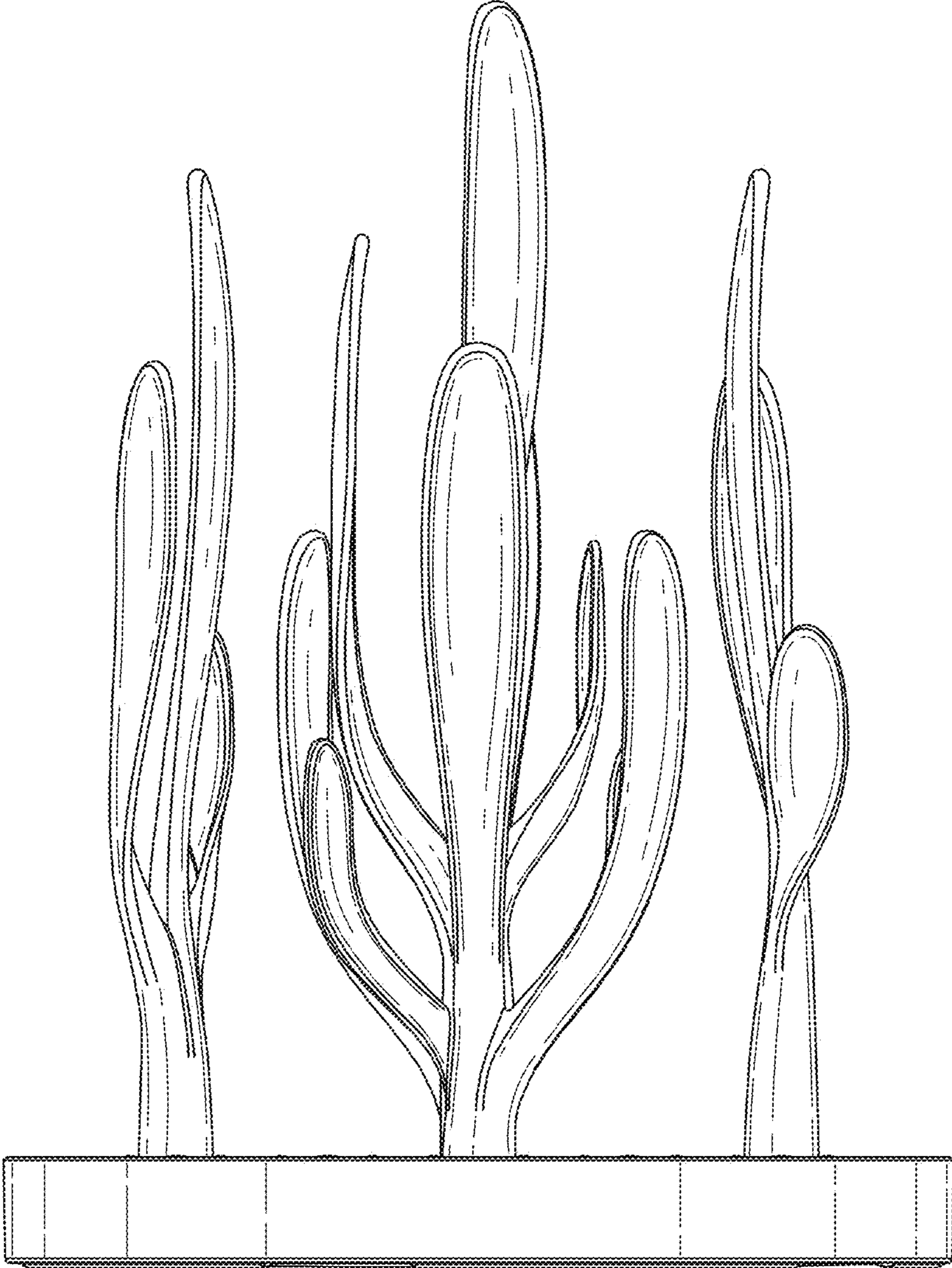


FIG. 5




FIG. 6

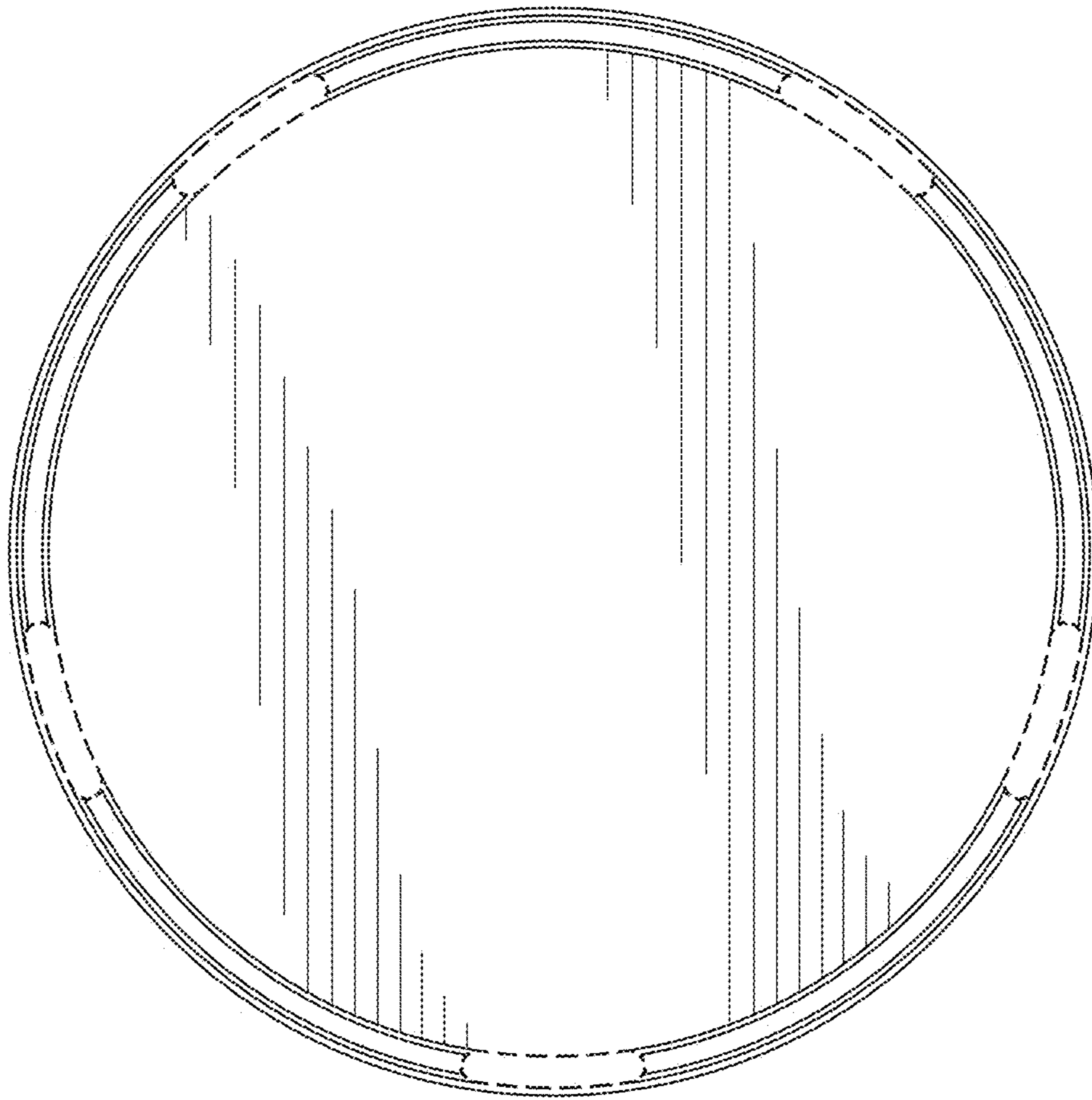


FIG. 7