



US00D763519S

(12) **United States Design Patent**  
**Anderson**

(10) **Patent No.:** **US D763,519 S**

(45) **Date of Patent:** **\*\* Aug. 9, 2016**

(54) **ANIMAL TOY**

(71) Applicant: **DOSKOCIL MANUFACTURING COMPANY, INC.**, Arlington, TX (US)

(72) Inventor: **Norman Anderson**, Brooklyn, NY (US)

(73) Assignee: **DOSKOCIL MANUFACTURING COMPANY, INC.**, Arlington, TX (US)

(\*\*) Term: **14 Years**

(21) Appl. No.: **29/518,675**

(22) Filed: **Feb. 26, 2015**

(51) **LOC (10) Cl.** ..... **30-99**

(52) **U.S. Cl.**  
USPC ..... **D30/160; D21/623**

(58) **Field of Classification Search**  
USPC ..... D30/160; D21/576, 623, 630, 707;  
D24/194-195, 211-214; D11/158  
CPC . A01K 15/025; A01K 15/026; A01K 15/027;  
A61H 15/00  
See application file for complete search history.

(56) **References Cited**

**U.S. PATENT DOCUMENTS**

D210,736 S *	4/1968	Tomko .....	D21/623
D240,752 S *	7/1976	Miyazaki .....	D99/38
D269,534 S *	6/1983	Garth .....	D21/585
D278,731 S *	5/1985	Cohorst .....	D21/630
D285,545 S *	9/1986	Crouch .....	D21/623
D308,185 S *	5/1990	Valkner .....	D21/623
D324,087 S *	2/1992	Crider .....	D21/623
5,413,551 A *	5/1995	Wu .....	A61H 15/00 601/131

D393,671 S *	4/1998	Honaker .....	D21/707
D407,868 S *	4/1999	Axelrod .....	D30/160
D435,660 S *	12/2000	Yoo .....	D24/211
6,432,071 B1 *	8/2002	Hsieh .....	A61H 23/0263 601/131
D473,683 S *	4/2003	Willinger .....	D30/160
D478,947 S *	8/2003	Lu .....	D30/160
D496,077 S *	9/2004	Rutherford .....	D21/623
D501,898 S *	2/2005	Rutherford .....	D21/623
D625,426 S *	10/2010	Robins .....	D24/214
D636,949 S *	4/2011	Axelrod .....	D30/160
D677,440 S *	3/2013	Renforth .....	D30/160
D700,412 S *	2/2014	Loebach .....	D32/29.1
D724,802 S *	3/2015	Krenkler .....	D32/29.1

\* cited by examiner

*Primary Examiner* — Cathy Anne MacCormac

(74) *Attorney, Agent, or Firm* — Global IP Counselors, LLP

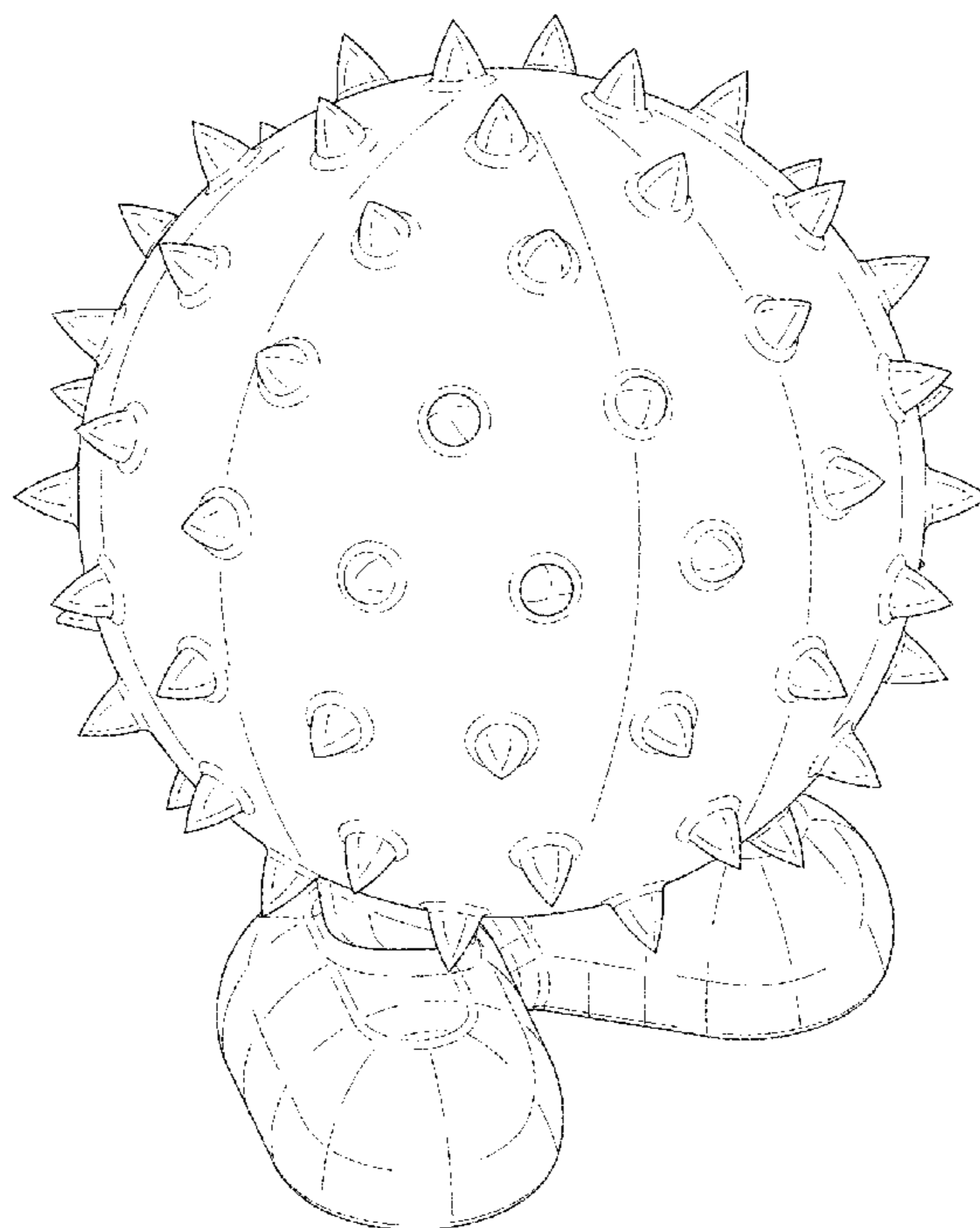
(57) **CLAIM**

The ornamental design for an animal toy, as shown and described.

**DESCRIPTION**

FIG. 1 is left frontal perspective view of the animal toy; FIG. 2 is a right frontal perspective view of the animal toy; FIG. 3 is a front elevational view of the animal toy; FIG. 4 is a left side elevational view of the animal toy; FIG. 5 is a right side elevational view of the animal toy; FIG. 6 is a top plan view of the animal toy; FIG. 7 is a bottom plan view of the animal toy; and, FIG. 8 is a rear elevational view of the animal toy. The broken lines depict environmental subject matter, are for illustration only, and form no part of the claimed design.

**1 Claim, 8 Drawing Sheets**



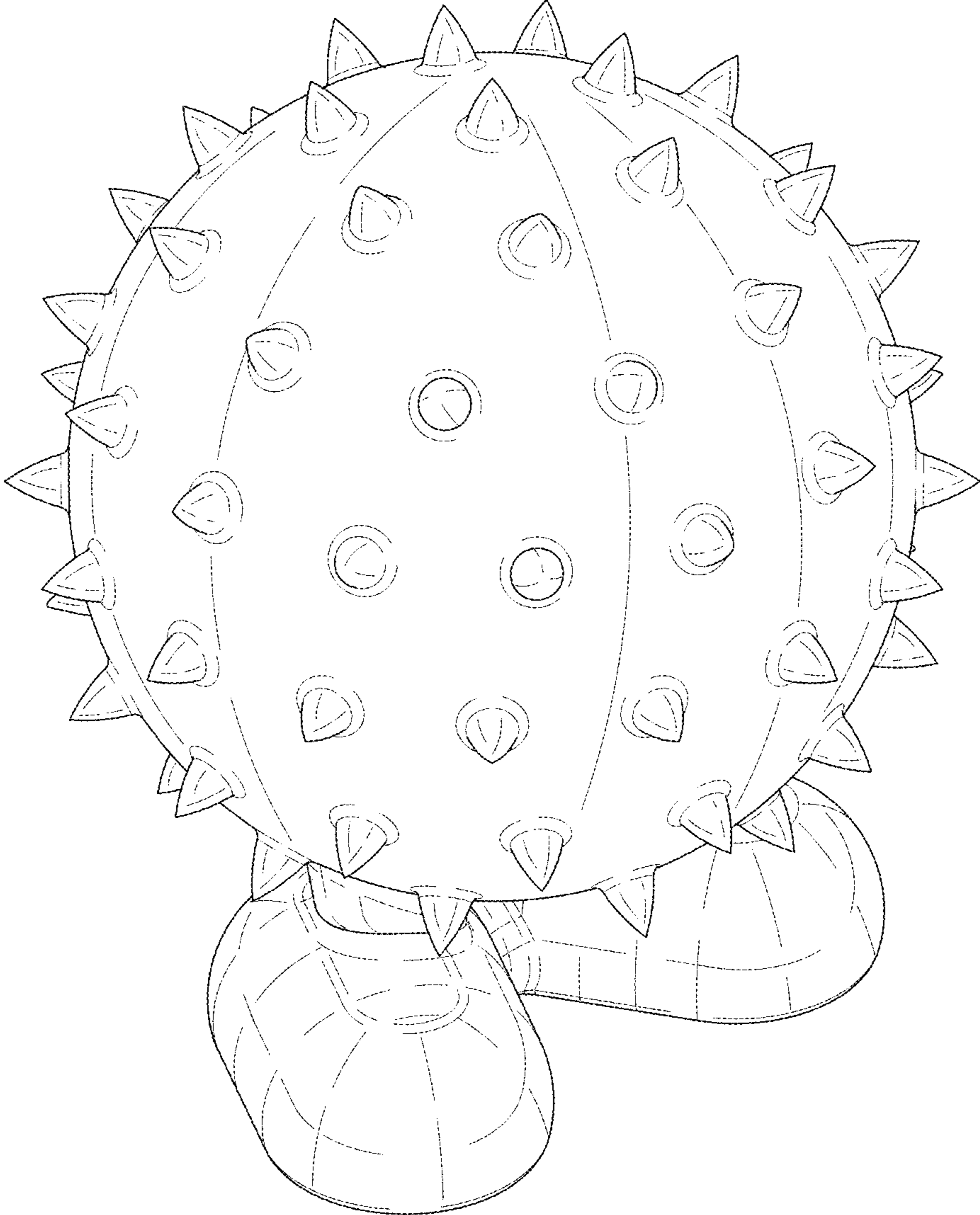


FIG. 1

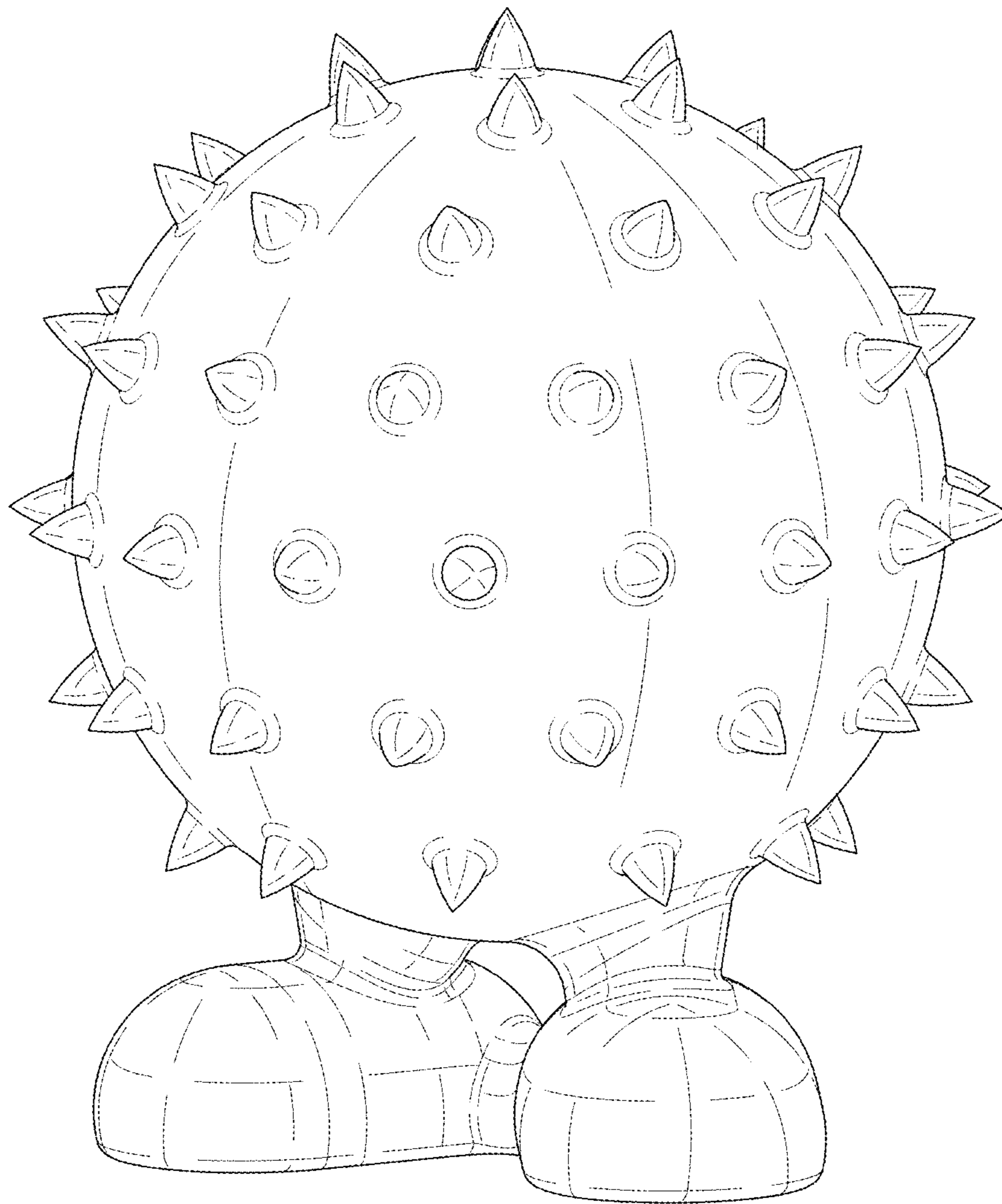


FIG. 2

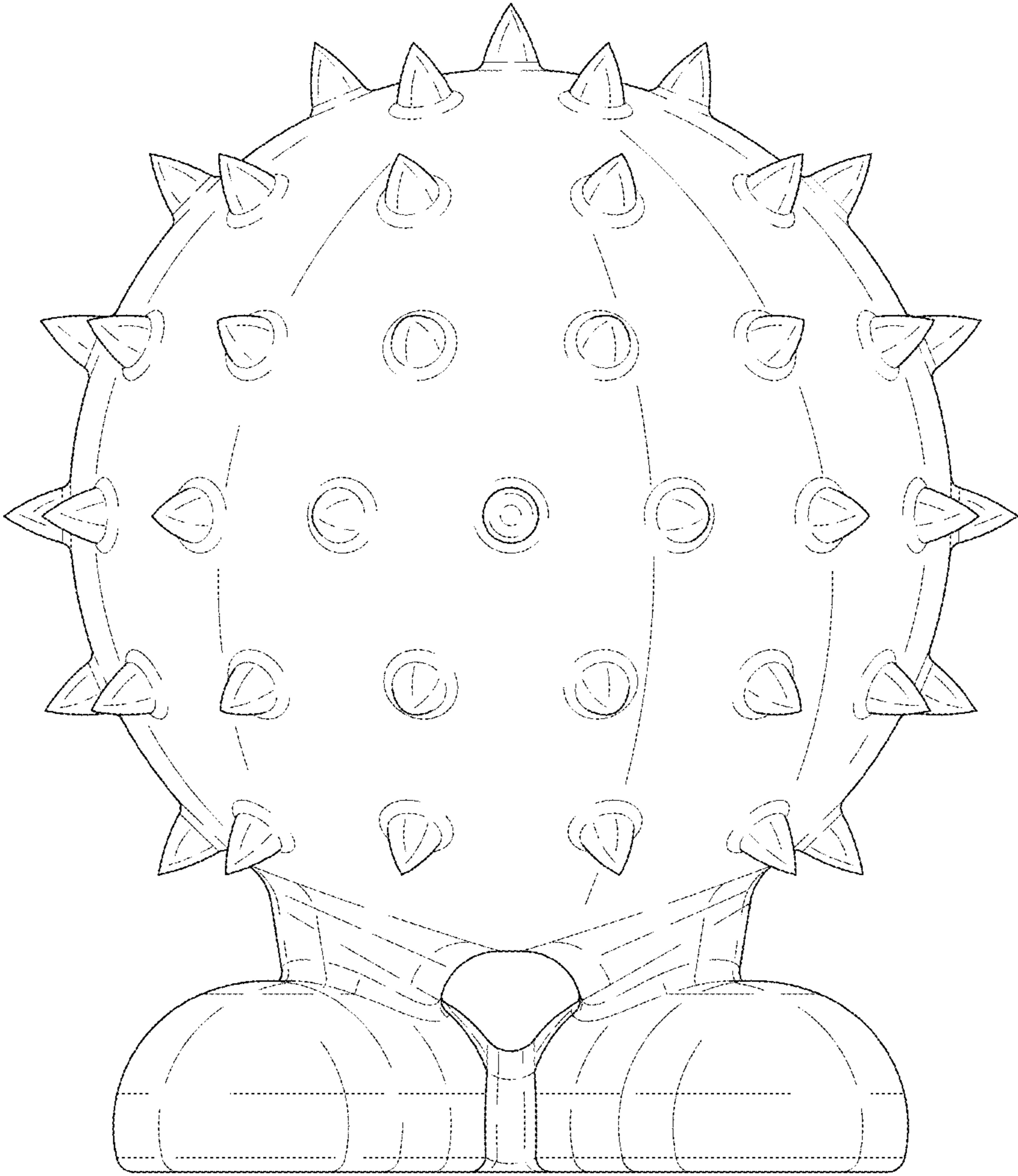


FIG. 3




FIG. 4

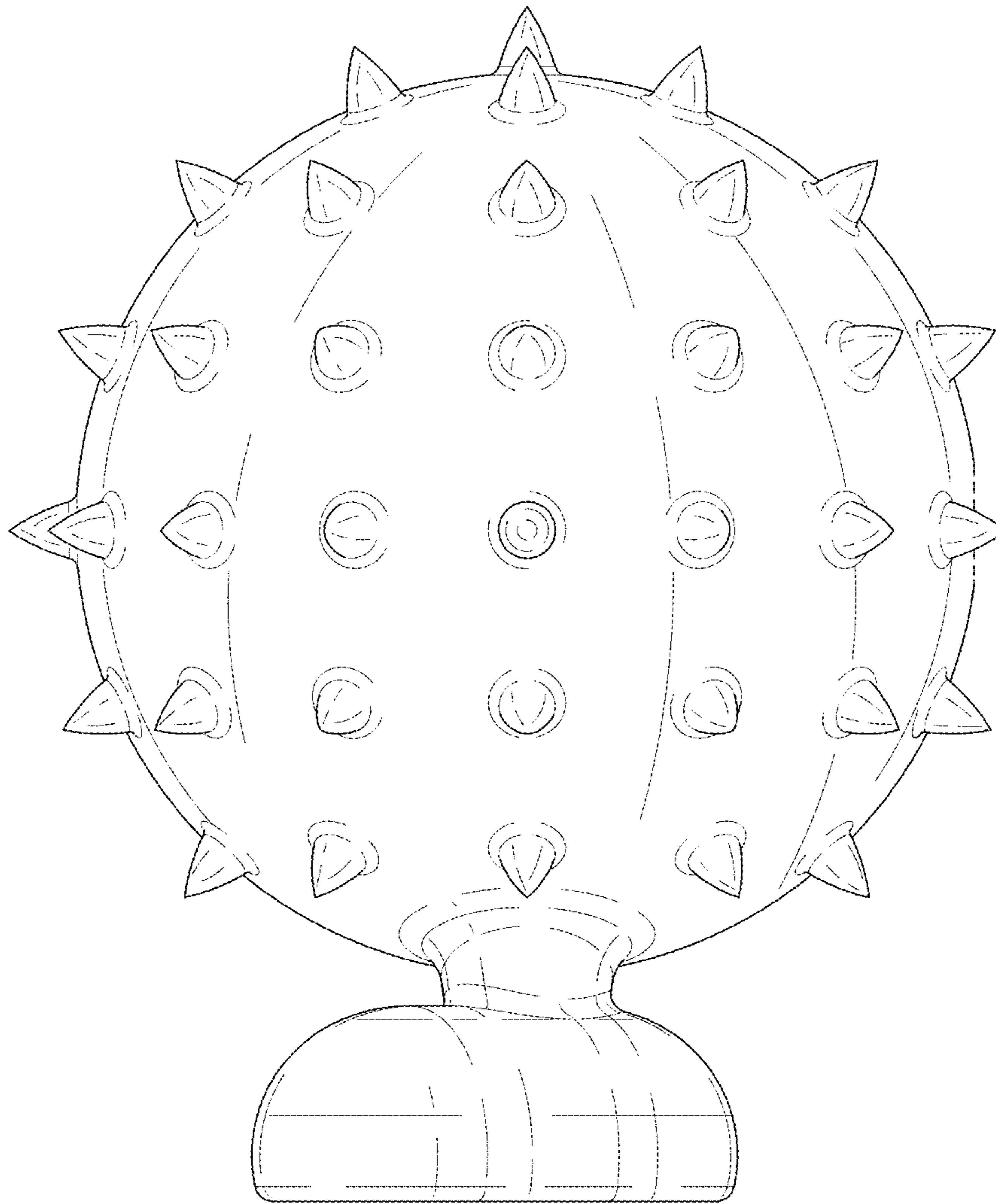


FIG. 5





FIG. 6



*FIG. 7*






FIG. 8