



US00D763515S

(12) **United States Design Patent**
Chang

(10) **Patent No.:** **US D763,515 S**
(45) **Date of Patent:** **** Aug. 9, 2016**

(54) **FACE MASK**

(71) Applicant: **GWO CHYANG BIOTECH CO., LTD.**, Tainan (TW)

(72) Inventor: **Chia-Fu Chang**, Tainan (TW)

(73) Assignee: **Gwo Chyang Biotech Co., Ltd.**, Tainan (TW)

(**) Term: **15 Years**

(21) Appl. No.: **29/540,474**

(22) Filed: **Sep. 24, 2015**

(51) **LOC (10) Cl.** **29-02**

(52) **U.S. Cl.**
USPC **D29/108**

(58) **Field of Classification Search**
USPC D29/100, 102, 105, 106, 107, 108, 110, D29/122; D2/878, 880, 881; D24/110.1; 2/455, 456, 410, 423, 424, 425, 9, 171, 2/173, 206, 906; 128/857, 858, 201.22, 128/201.23, 201.24, 206.21
CPC A42B 5/00; A42B 3/18; A42B 3/20; A42B 1/046; A63B 71/08; A63B 71/10; A63B 71/105; A61F 9/04; A61F 9/06; A61F 9/029; A41D 13/11; A41D 13/1107; A41D 13/1161; A41D 13/1169; A41D 13/1176; A41G 7/00; A41G 7/02
See application file for complete search history.

(56) **References Cited**

U.S. PATENT DOCUMENTS

1,309,783 A * 7/1919 Slawin A41D 13/11
2/206
1,810,486 A * 6/1931 Lancaster A45D 44/22
128/206.24

D113,429 S * 2/1939 Mehl D29/108
D125,339 S * 2/1941 Jaslow D21/659
2,914,772 A * 12/1959 Lemelson A41G 7/00
2/206
3,211,146 A * 10/1965 Rodelli A45D 44/22
604/303
D283,737 S * 5/1986 Thibodeau D28/9
4,657,010 A * 4/1987 Wright A61M 16/06
128/205.25
D292,438 S * 10/1987 Lyke D28/9
D299,372 S * 1/1989 Rhoden et al. D21/683
D332,310 S * 1/1993 Ahlen D24/208
D355,393 S * 2/1995 Bezener D11/133
D358,685 S * 5/1995 Rounder D29/108
D365,859 S * 1/1996 Choi D21/660
D389,281 S * 1/1998 Viesta D29/108
D423,726 S * 4/2000 Backus D29/108
D604,910 S * 11/2009 Smaller D29/108
D722,207 S * 2/2015 Welborn D29/108

* cited by examiner

Primary Examiner — Elizabeth J Oswecki

(74) *Attorney, Agent, or Firm* — Rosenberg, Klein & Lee


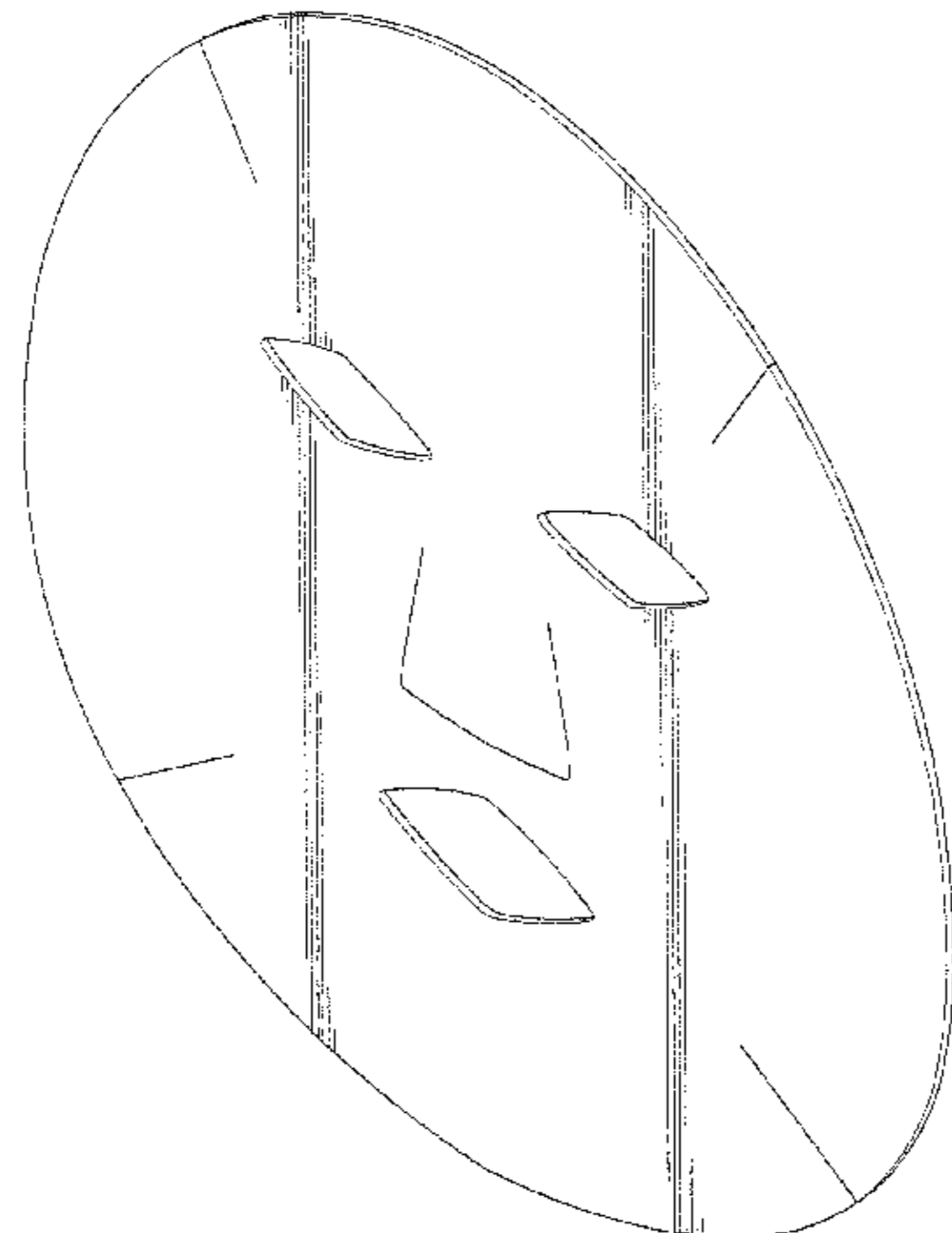
(57) **CLAIM**

The ornamental design for a face mask, as shown and described.

DESCRIPTION

FIG. 1 is a perspective view of a face mask showing my new design;
FIG. 2 is a front elevational view thereof;
FIG. 3 is a rear elevational view thereof;
FIG. 4 is a left side elevational view thereof;
FIG. 5 is a right side elevational view thereof;
FIG. 6 is a top plan view thereof; and,
FIG. 7 is a bottom plan view thereof.

1 Claim, 7 Drawing Sheets



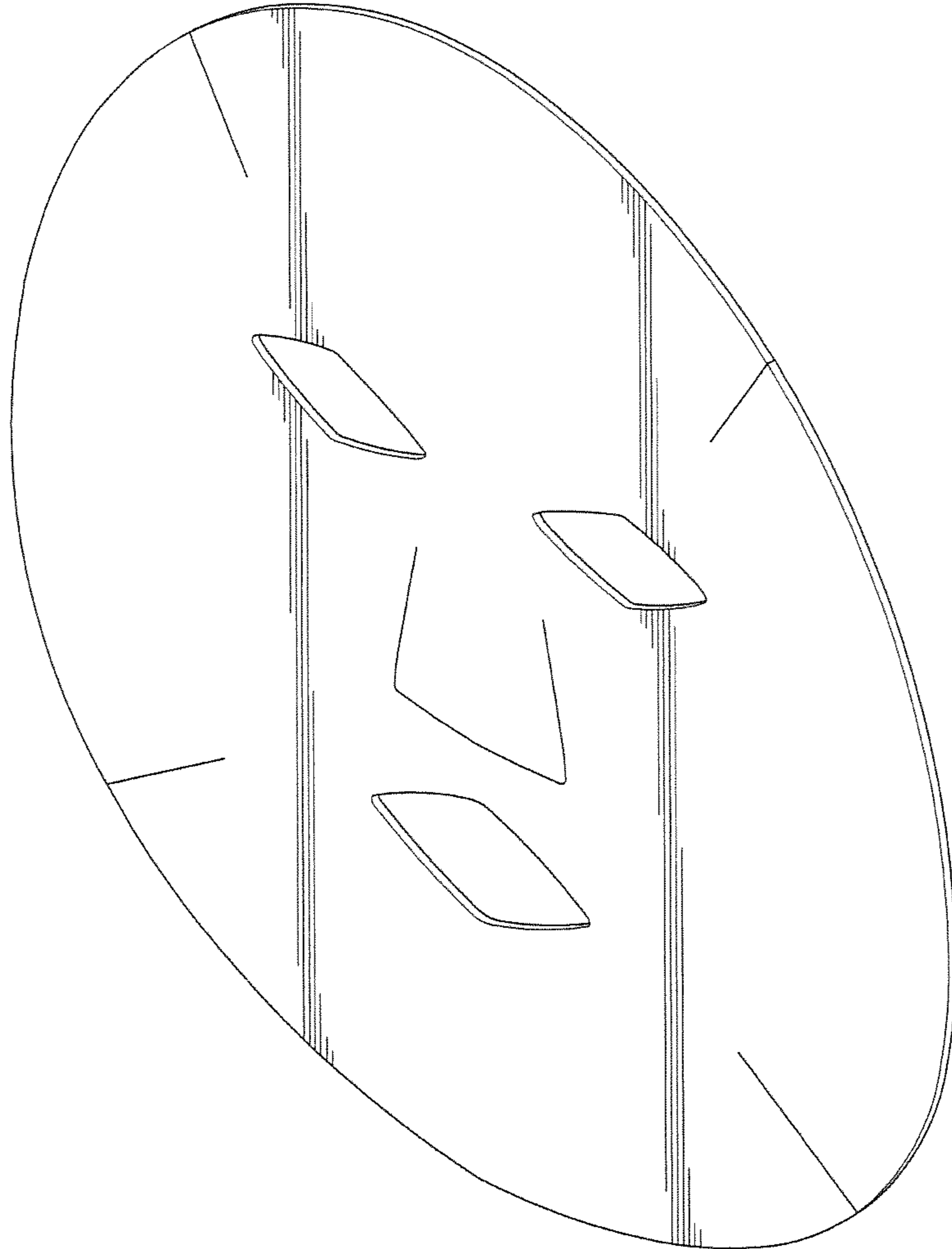


FIG. 1




FIG. 2




FIG. 3



FIG. 4



FIG. 5




FIG. 6

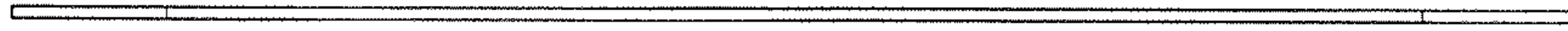


FIG. 7