



US00D763507S

(12) **United States Design Patent**  
**Teteak et al.**

(10) **Patent No.:** **US D763,507 S**

(45) **Date of Patent:** **\*\* Aug. 9, 2016**

(54) **ELECTRONIC SHAVER**

(71) Applicant: **Spectrum Brands, Inc.**, Middleton, WI (US)

(72) Inventors: **Daniel Teteak**, Madison, WI (US);  
**David H. Roland**, Golden, CO (US)

(73) Assignee: **Spectrum Brands, Inc.**, Middleton, WI (US)

(\*\*) Term: **14 Years**

(21) Appl. No.: **29/521,643**

(22) Filed: **Mar. 25, 2015**

(51) **LOC (10) Cl.** ..... **28-03**

(52) **U.S. Cl.**  
USPC ..... **D28/51**

(58) **Field of Classification Search**  
USPC ..... D28/44, 44.1, 45, 49-54  
CPC ..... B26B 19/00-19/36; B26B 19/38;  
B26B 19/3833; B26B 19/3853; B26B 19/384;  
B26B 19/3846; B26B 19/386; B26B 19/3866;  
B26B 19/3873; B26B 19/3886; B26B 19/40;  
B26B 19/42  
See application file for complete search history.

(56) **References Cited**

**U.S. PATENT DOCUMENTS**

2,661,531 A \* 12/1953 Streng ..... B26B 19/02  
30/346.51  
D397,513 S \* 8/1998 Tu ..... D28/51  
D463,883 S \* 10/2002 van Asten ..... D28/51  
D479,627 S \* 9/2003 Micinilio ..... D28/49  
D519,243 S \* 4/2006 Kling ..... D28/51  
D520,681 S \* 5/2006 Beedham ..... D28/50

D522,176 S \* 5/2006 Ullmann ..... D28/51  
D537,205 S \* 2/2007 Seki ..... D28/49  
D621,096 S \* 8/2010 Maguire ..... D28/51  
D672,090 S \* 12/2012 Ino ..... D28/51  
D674,555 S \* 1/2013 Ino ..... D28/51  
D674,966 S \* 1/2013 Wan ..... D28/53  
D692,181 S \* 10/2013 Yiu ..... D28/49  
D702,882 S \* 4/2014 Grabes ..... D28/51  
D737,514 S \* 8/2015 Roland ..... D28/50  
D738,042 S \* 9/2015 Roland ..... D28/50  
2003/0221319 A1 \* 12/2003 Iwashita ..... B26B 19/02  
30/43.92

**FOREIGN PATENT DOCUMENTS**

JP D1269169 \* 4/2006

\* cited by examiner

*Primary Examiner* — Catherine Tuttle

(74) *Attorney, Agent, or Firm* — Banner & Witcoff, Ltd.

(57) **CLAIM**

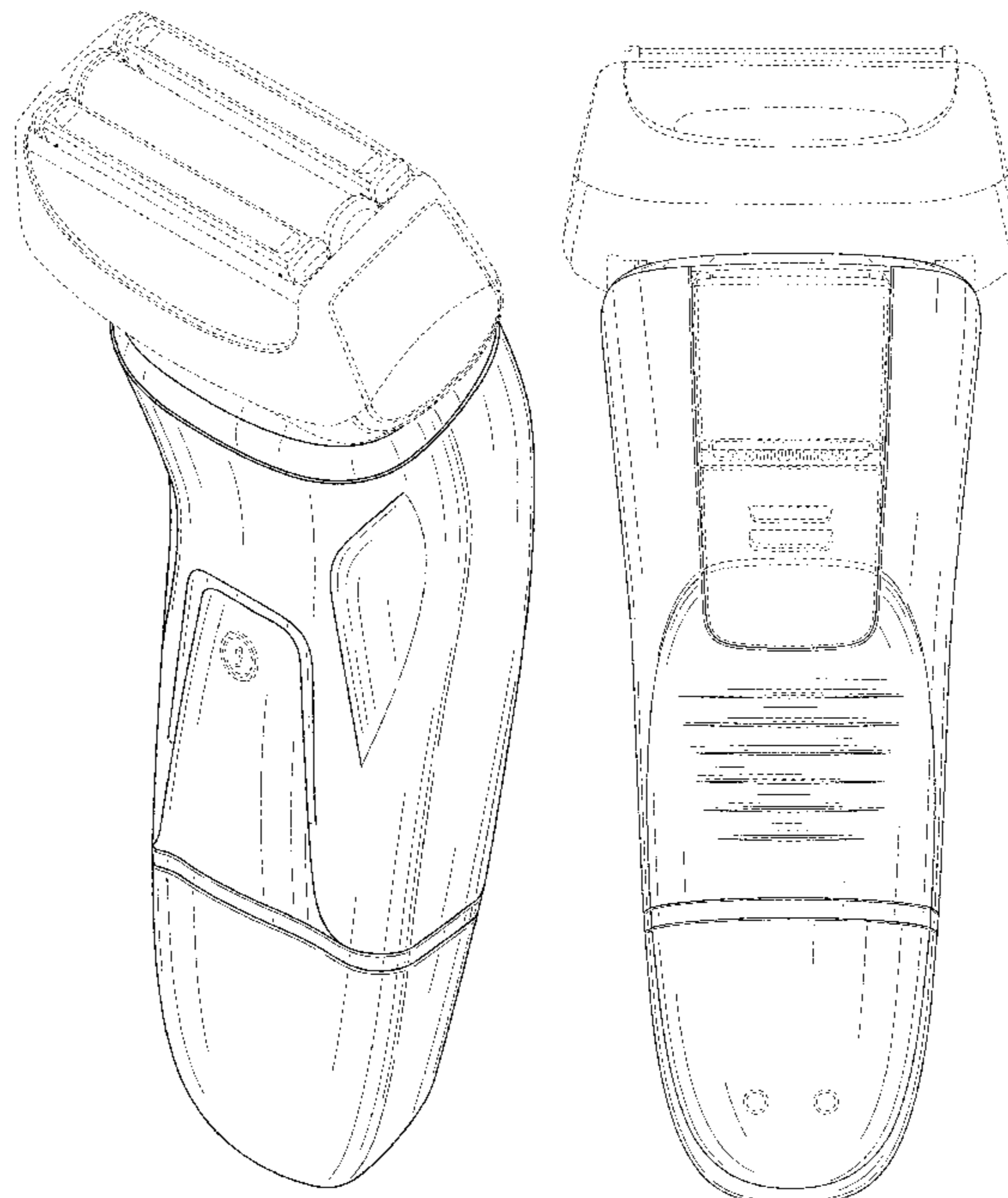
The ornamental design for an electronic shaver, as shown and described.

**DESCRIPTION**

FIG. 1 is a front perspective view of an electronic shaver showing our new design;  
FIG. 2 is a front view thereof;  
FIG. 3 is a rear view thereof;  
FIG. 4 is a right side view thereof;  
FIG. 5 is a left side view thereof;  
FIG. 6 is top view thereof; and,  
FIG. 7 is a bottom view thereof.

The broken lines are included for the purpose of illustrating the portions of the electronic shaver that form no part of the claimed design.

**1 Claim, 6 Drawing Sheets**



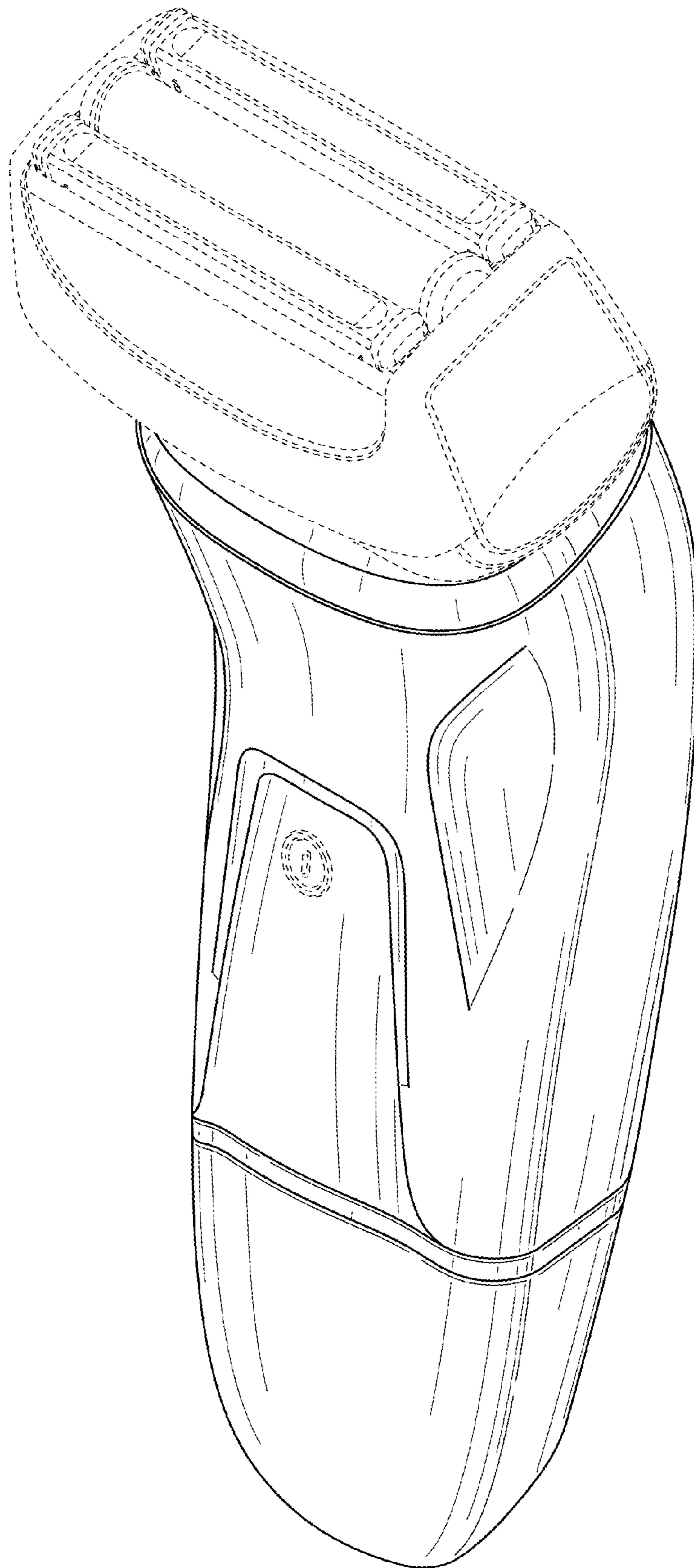


FIG. 1

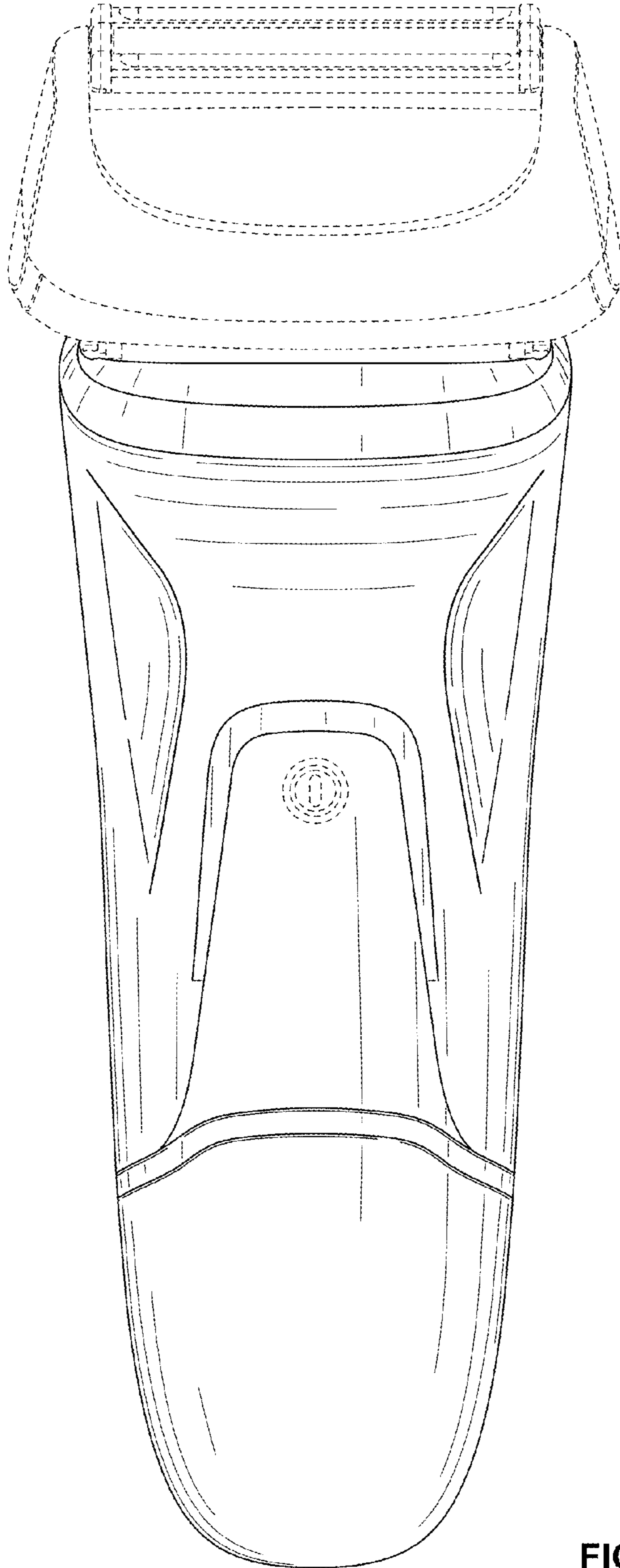


FIG. 2

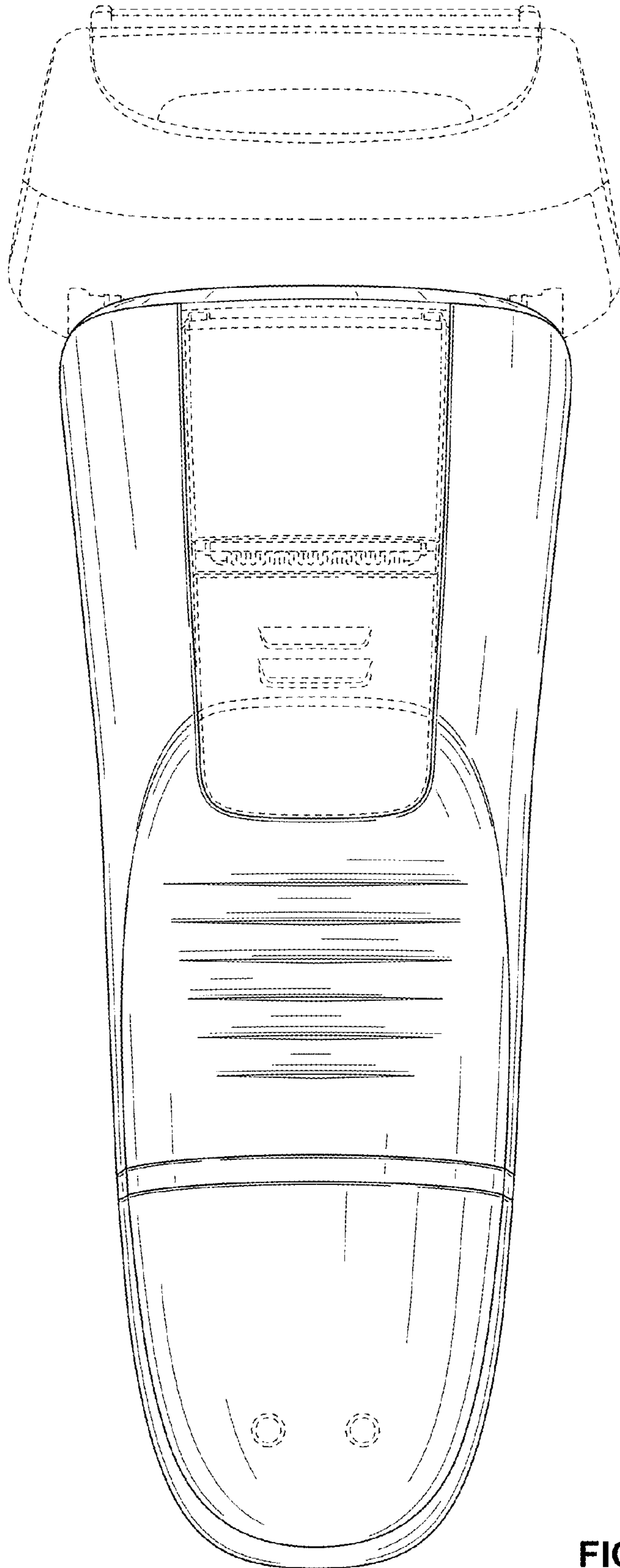


FIG. 3

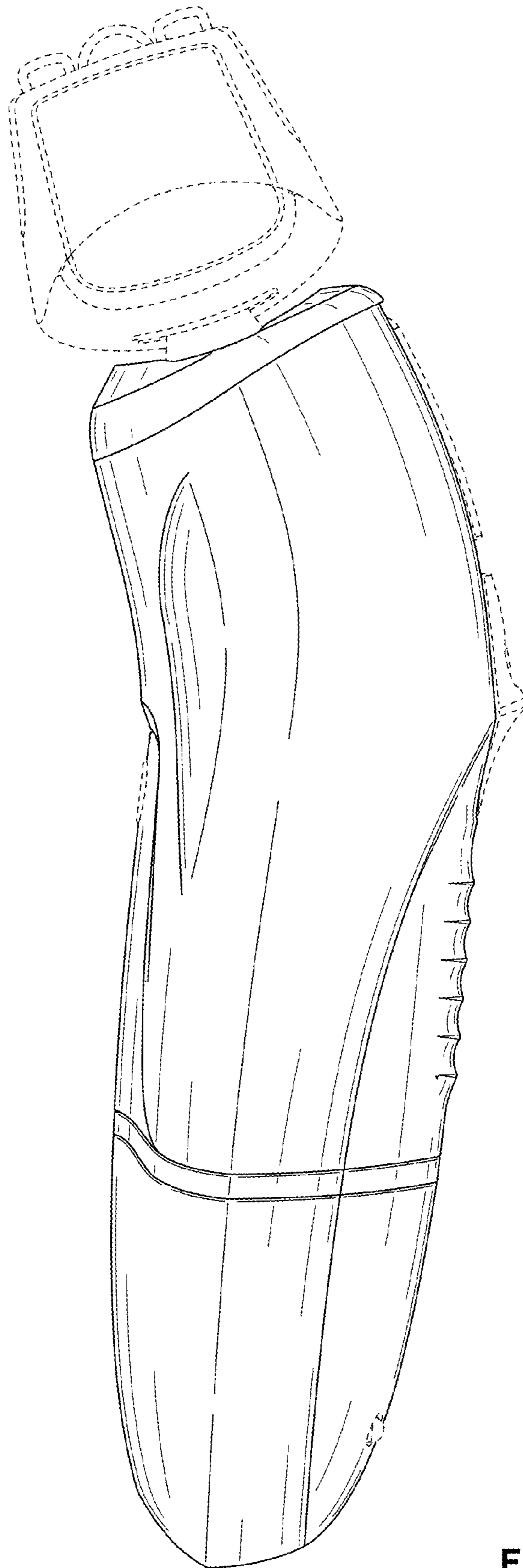


FIG. 4

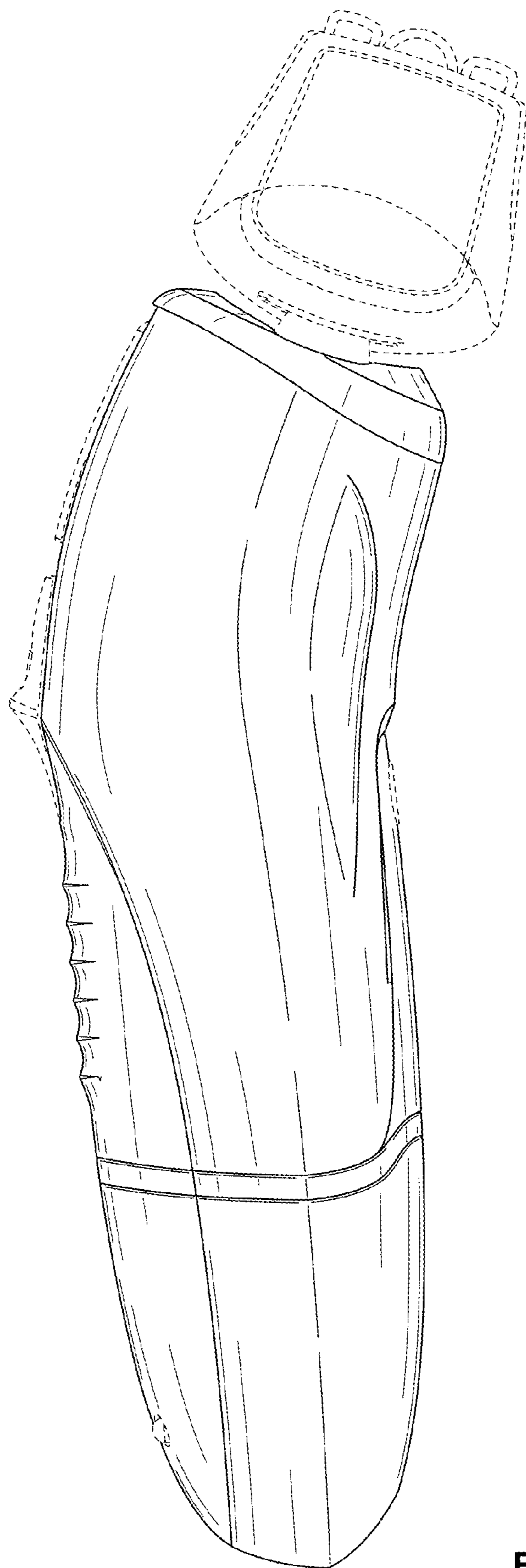


FIG. 5

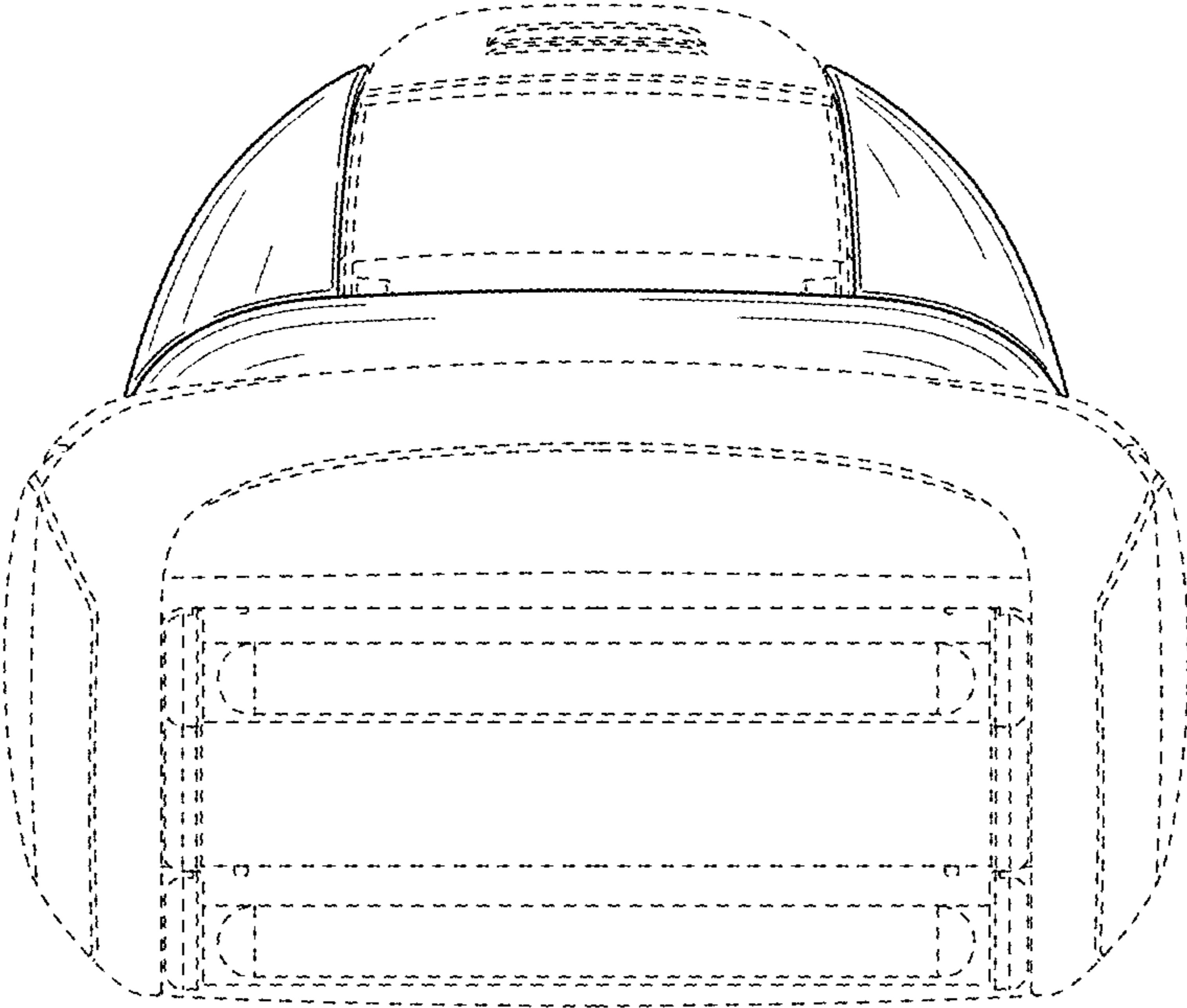


FIG. 6

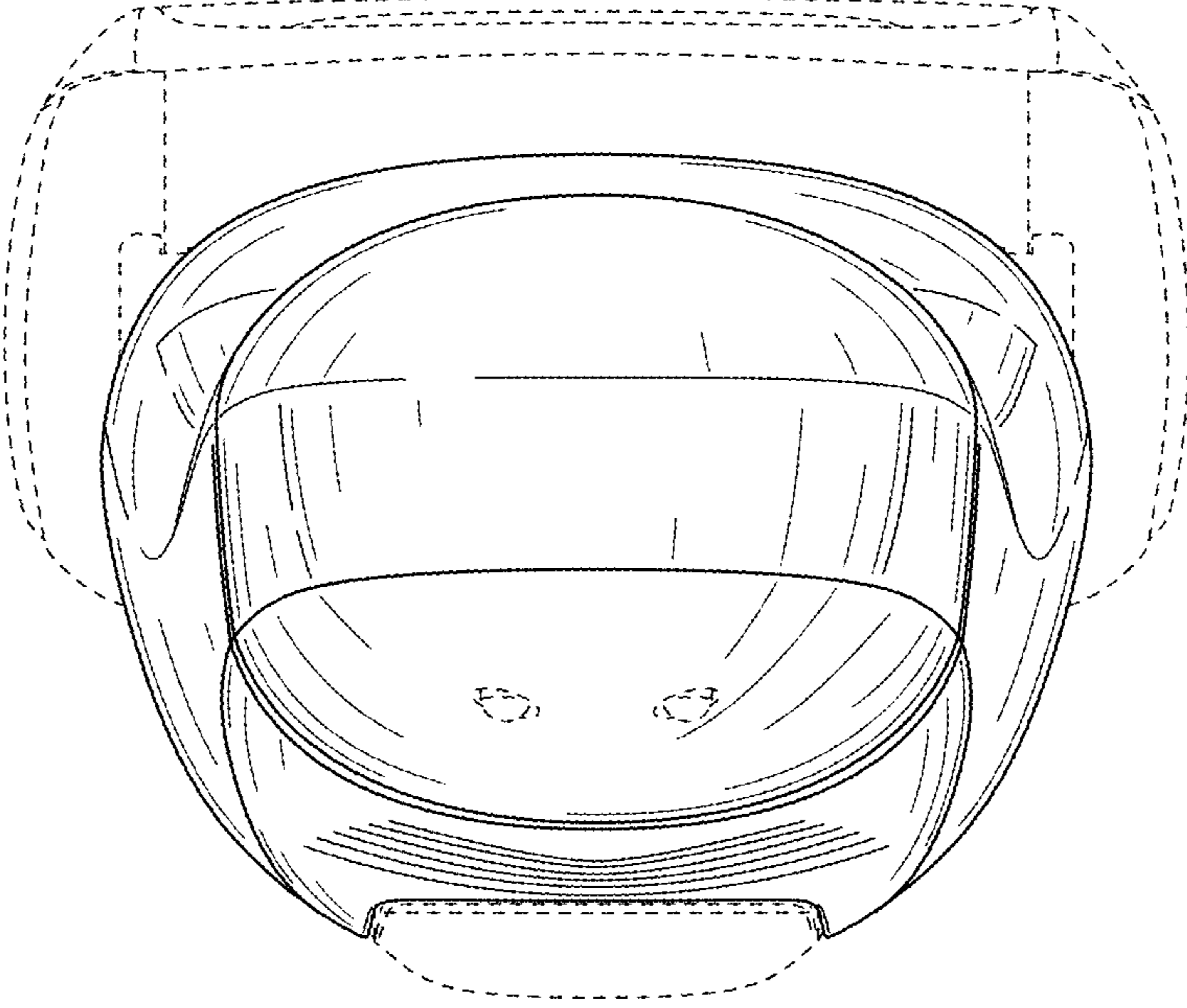


FIG. 7