



US00D763495S

(12) **United States Design Patent**  
**Roche et al.**

(10) **Patent No.:** **US D763,495 S**  
(45) **Date of Patent:** **\*\* Aug. 9, 2016**

(54) **SOLAR POWERED PUMPKIN ILLUMINATOR**

(75) Inventors: **Colin Roche**, San Mateo, CA (US);  
**Leslie Conover**, Los Gatos, CA (US);  
**Ronnie Hung Liu**, Fremont, CA (US)

(73) Assignee: **SHENZHEN JIAWEI PHOTOVOLTAIC LIGHTING CO., LTD.**, Longgang, Shenzhen Guang Dong (CN)

(\*\*) Term: **14 Years**

(21) Appl. No.: **29/430,686**

(22) Filed: **Aug. 29, 2012**

(51) **LOC (10) Cl.** ..... **26-05**

(52) **U.S. Cl.**  
USPC ..... **D26/51**

(58) **Field of Classification Search**  
USPC ..... D26/51, 113, 37; 362/157, 158, 183, 362/184, 194-196, 253  
CPC ..... F21V 33/00; F21V 14/025; F21V 21/406; F21Y 2101/02; F21L 17/00; F21L 13/08  
See application file for complete search history.

(56) **References Cited**

U.S. PATENT DOCUMENTS

D365,659 S	*	12/1995	Miranda	.....	D26/149
D373,001 S	*	8/1996	O'Donnell	.....	D11/121
D411,897 S	*	7/1999	Shih	.....	D26/142
D418,935 S	*	1/2000	Gilbert	.....	D11/121
D424,733 S	*	5/2000	Chen	.....	D26/85
D433,771 S	*	11/2000	Hiller et al.	.....	D26/142

D442,724 S	*	5/2001	Chen	.....	D26/85
D454,967 S	*	3/2002	Brown	.....	D26/37
D482,467 S	*	11/2003	Yuen	.....	D26/26
D546,485 S	*	7/2007	Bachynsky	.....	D26/28
D581,576 S	*	11/2008	Montalbano	.....	D26/28
D607,597 S	*	1/2010	Choi	.....	D26/80
D608,938 S	*	1/2010	Schmitt et al.	.....	D26/149
D623,555 S	*	9/2010	Reithlingshoefer	.....	D11/125
D673,704 S	*	1/2013	Davies	.....	D26/36
D673,718 S	*	1/2013	Lui	.....	D26/113
D706,972 S	*	6/2014	Howard et al.	.....	D26/113
2007/0183144 A1	*	8/2007	Van Ulmer	.....	B44C 5/005 362/184
2014/0183326 A1	*	7/2014	Ples	.....	A63H 3/006 248/550

\* cited by examiner

*Primary Examiner* — Ian Simmons

*Assistant Examiner* — Carissa C Fitts

(74) *Attorney, Agent, or Firm* — Steven M. Hoffberg, Esq.; Ostrolenk Faber LLP

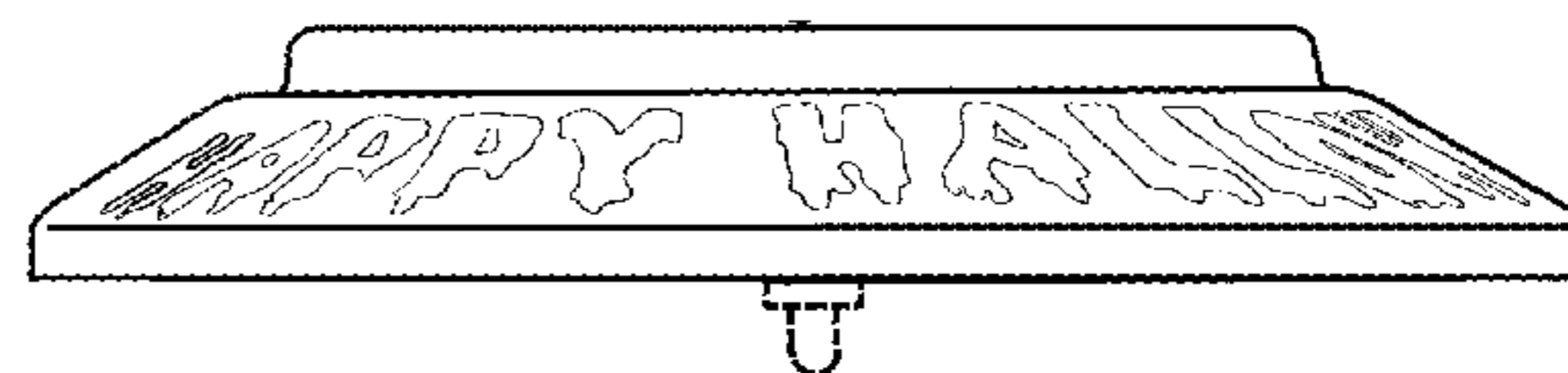

(57) **CLAIM**

The ornamental design for a solar powered pumpkin illuminator, as shown and described.

**DESCRIPTION**

FIG. 1 is a top plan view of the solar powered pumpkin illuminator;  
FIG. 2 is a side elevational view of the solar powered pumpkin illuminator; and,  
FIG. 3 is a bottom plan view of the solar powered pumpkin illuminator.  
The broken line showing represents portions of the article not claimed and forms no part of the claimed design.

**1 Claim, 2 Drawing Sheets**






Fig. 1

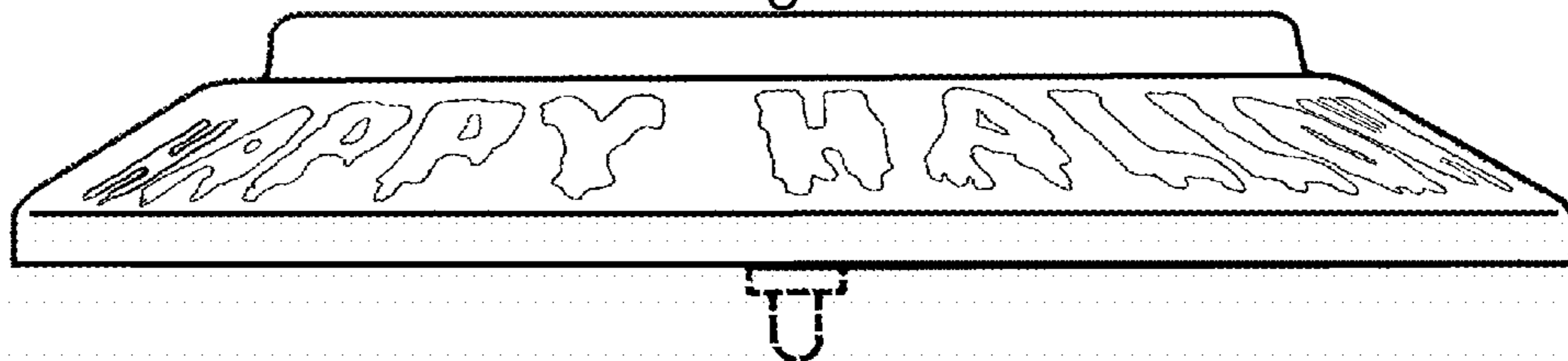


Fig. 2

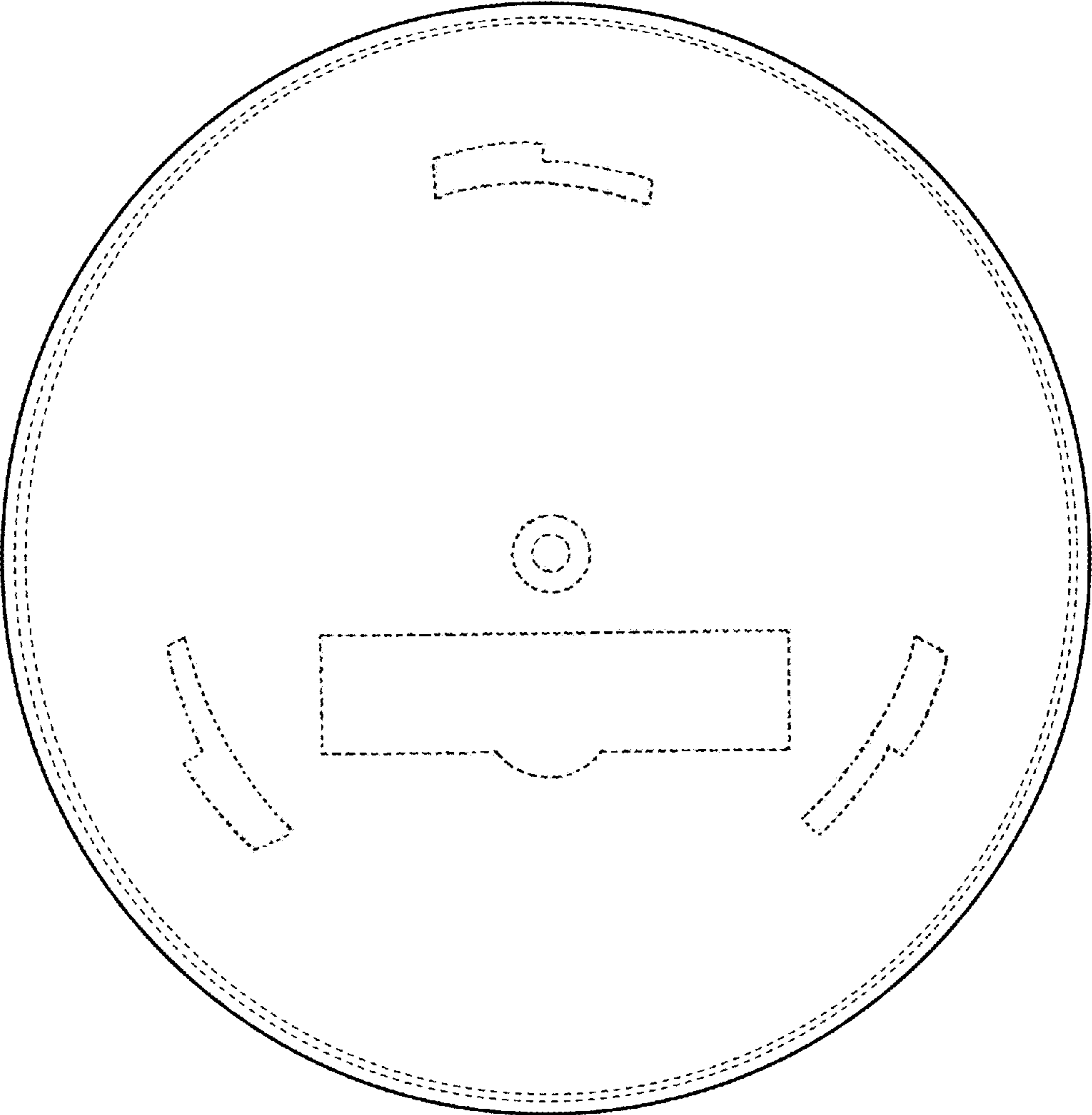


Fig. 3