



US00D763493S

(12) **United States Design Patent**  
**Fields**

(10) **Patent No.:** **US D763,493 S**  
(45) **Date of Patent:** **\*\* Aug. 9, 2016**

(54) **FLASHLIGHT MOUNTING DEVICE**

(71) Applicant: **Franklin Cyrus Fields**, Lodi, CA (US)

(72) Inventor: **Franklin Cyrus Fields**, Lodi, CA (US)

(\*\*) Term: **14 Years**

(21) Appl. No.: **29/447,151**

(22) Filed: **Feb. 28, 2013**

(51) **LOC (10) Cl.** ..... **26-02**

(52) **U.S. Cl.**  
USPC ..... **D26/39; D26/113**

(58) **Field of Classification Search**  
USPC ..... D26/39, 37, 38, 51, 46, 113; 362/157,  
362/158, 183, 184, 194–196, 202–208, 253,  
362/103, 105, 108, 106, 190, 191, 388;  
2/918; D3/229; 224/181, 240, 250,  
224/675, 901.4, 930  
CPC ..... F21V 33/00; F21V 14/025; F21V 21/406;  
F21Y 2101/02; F21L 17/00; F21L 13/08;  
F21L 15/02; F21L 15/14; F21L 15/08  
See application file for complete search history.

(56) **References Cited**

**U.S. PATENT DOCUMENTS**

D257,240	S *	10/1980	Leary	.....	D10/114.9
D266,192	S *	9/1982	Feinbloom et al.	.....	D26/39
D282,789	S *	3/1986	Remboldt	.....	D2/627
4,759,963	A *	7/1988	Uso, Jr.	.....	A01K 97/08 224/901.4
4,901,210	A *	2/1990	Hanabusa	.....	362/106
5,034,862	A *	7/1991	Liston	.....	F21L 15/14 362/105
5,053,932	A *	10/1991	Case	.....	F21V 21/084 362/105
D344,411	S *	2/1994	Henry	.....	D3/229
5,412,545	A *	5/1995	Rising	.....	A42B 1/244 2/209.13
5,469,342	A *	11/1995	Chien	.....	362/84
D397,838	S *	9/1998	Waggoner et al.	.....	D2/629

D406,371	S *	3/1999	Van Der Bel	.....	D26/39
D441,886	S *	5/2001	Beck	.....	D26/39
D472,998	S *	4/2003	Paris et al.	.....	D26/39
6,869,201	B2 *	3/2005	Kruger	.....	F21V 21/0816 362/191
D552,278	S *	10/2007	Spartano et al.	.....	D26/39
D596,325	S *	7/2009	Barbour	.....	D26/39
D623,309	S *	9/2010	Turtzo et al.	.....	D24/210
D662,239	S *	6/2012	Szymanski	.....	D26/39
D664,890	S *	8/2012	Featherston	.....	D11/201
D672,893	S *	12/2012	Inskeep	.....	D26/39
8,550,648	B2 *	10/2013	Smith	.....	362/103
D699,380	S *	2/2014	Weaver	.....	D26/39

(Continued)

*Primary Examiner* — Ian Simmons

*Assistant Examiner* — Carissa C Fitts

(74) *Attorney, Agent, or Firm* — Grant's Law firm; Allan Howard Grant

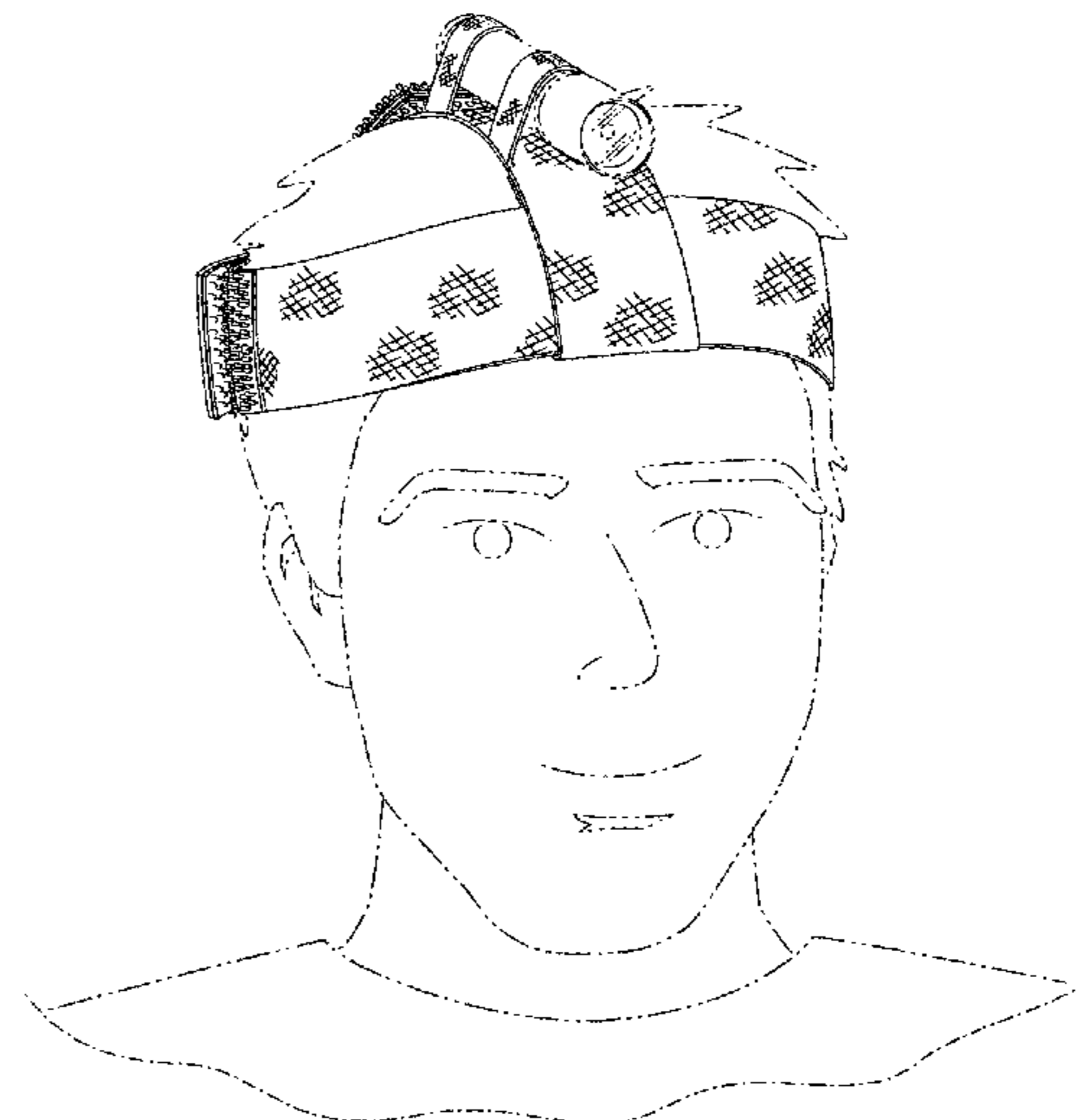
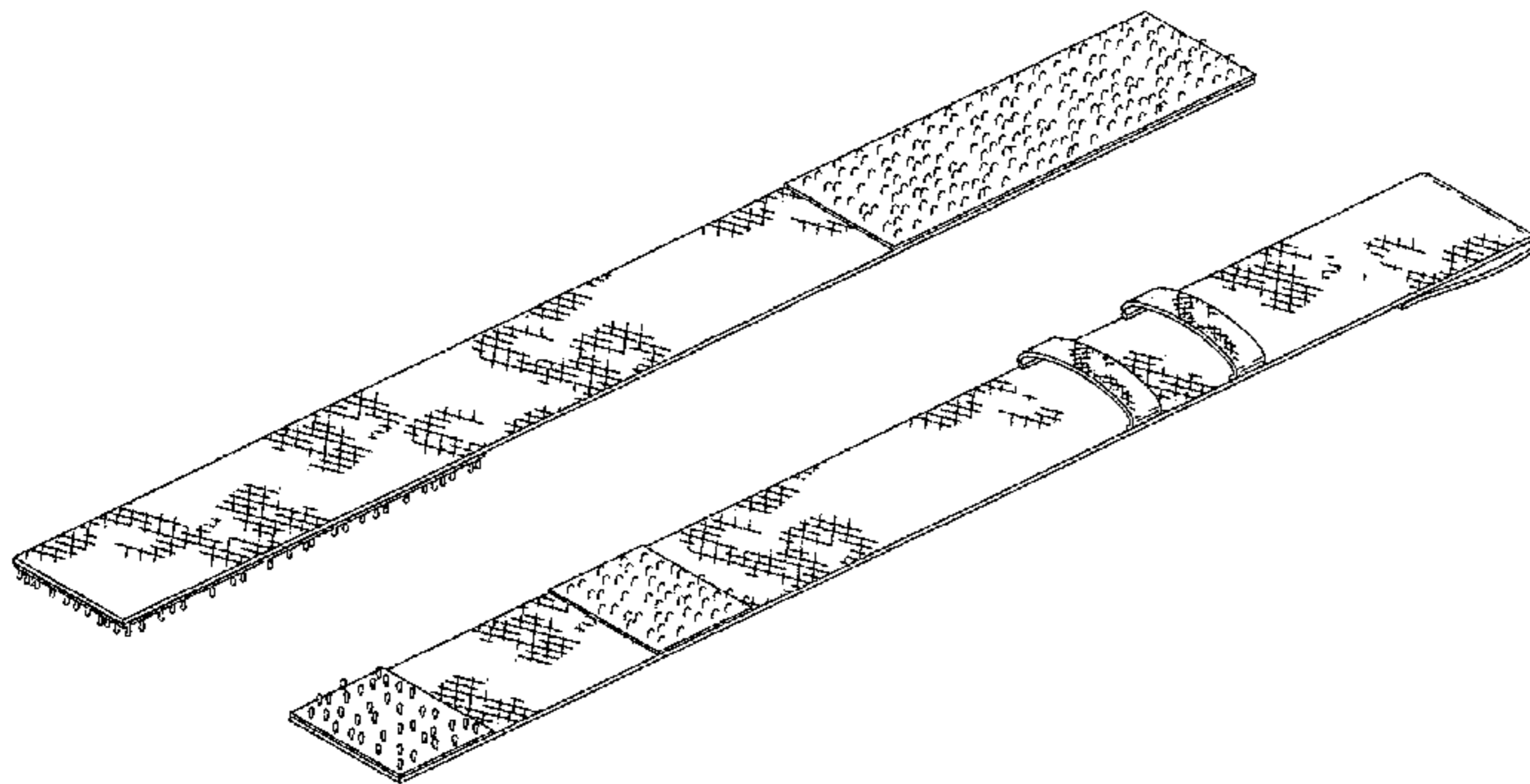
(57) **CLAIM**

I claim the ornamental design for a flashlight mounting device, as shown and as described.

**DESCRIPTION**

FIG. 1 is a perspective view of the flashlight mounting device. FIG. 2 is the top view of the flashlight mounting device. FIG. 3 is a bottom view of the flashlight mounting device. FIG. 4 is a side view of the flashlight mounting device. FIG. 5 is a side view of the flashlight mounting device. FIG. 6 is a front view of the flashlight mounting device. FIG. 7 is back view of the flashlight mounting device. FIG. 8 is a perspective view of the flashlight mounting device; and, FIG. 9 is a perspective view of the flashlight mounting device, wherein a flashlight has been inserted into the device. The broken lines applied to the article in FIGS. 1, 2, 3, 8 and 9 represent unclaimed subject matter. The broken lines in the drawing figures of the human figure and flashlight represent environment. The broken lines form no part of the claimed design.

**1 Claim, 5 Drawing Sheets**





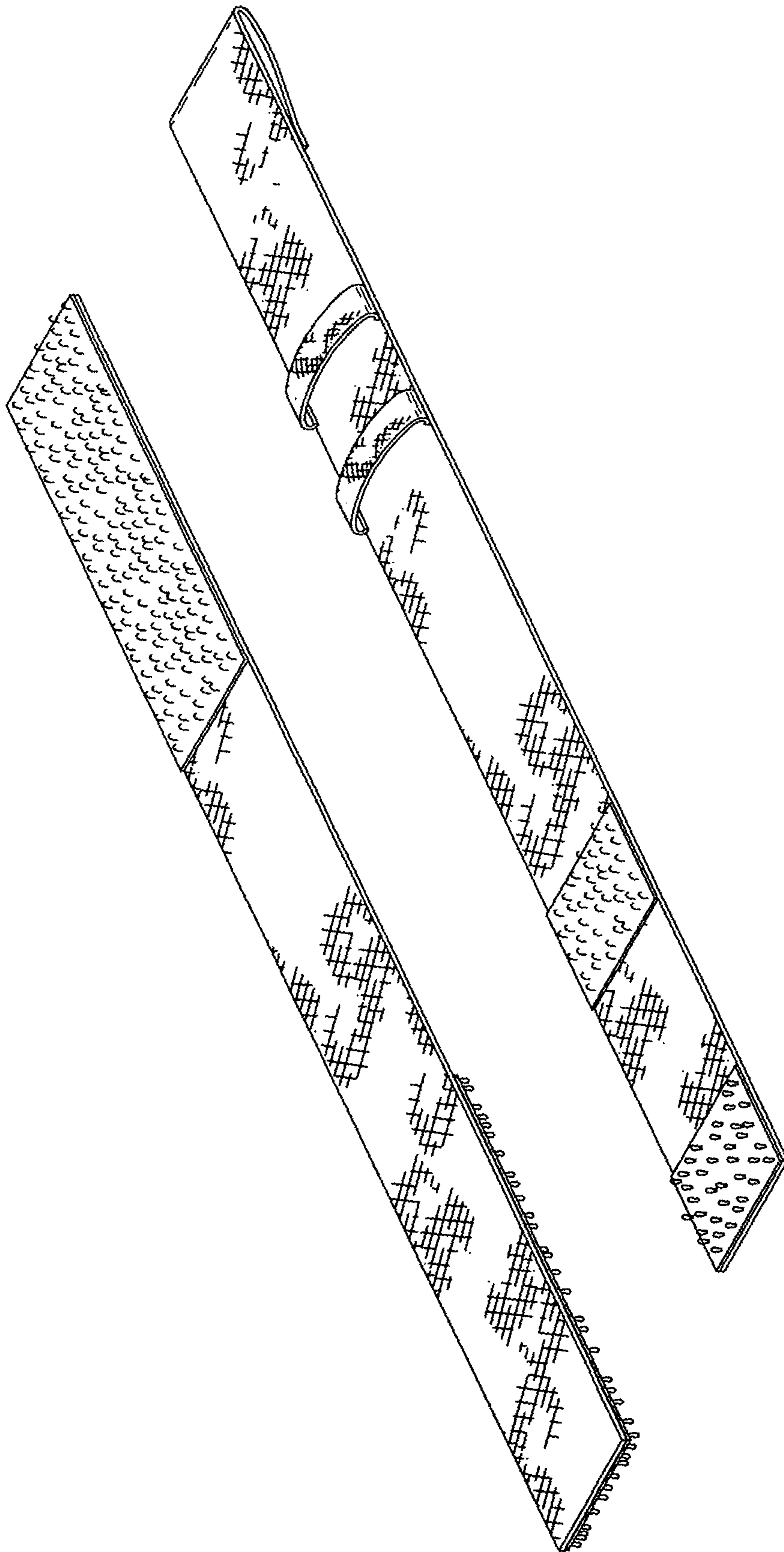


Fig. 1






Fig. 2

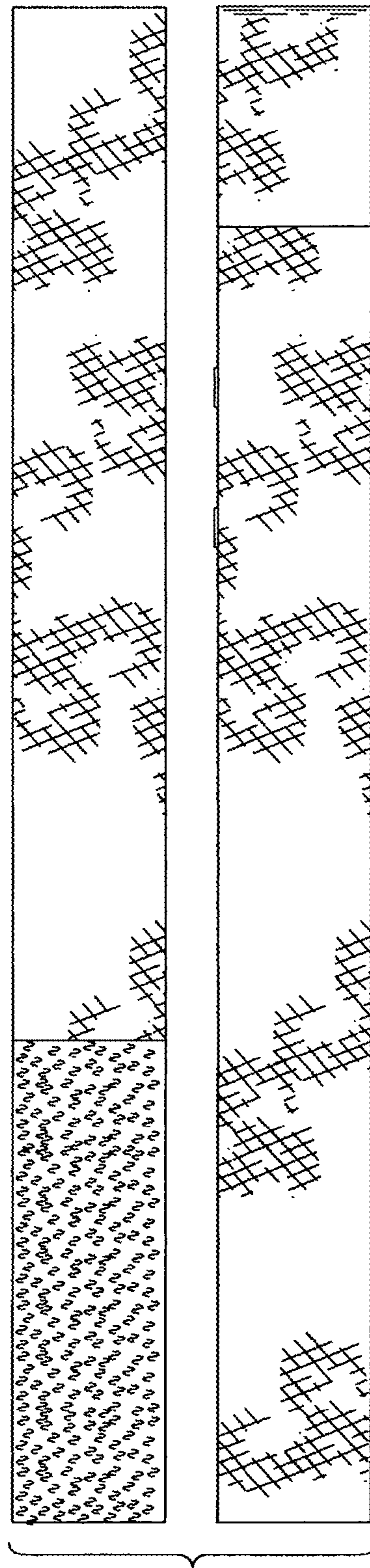


Fig. 3




Fig. 4


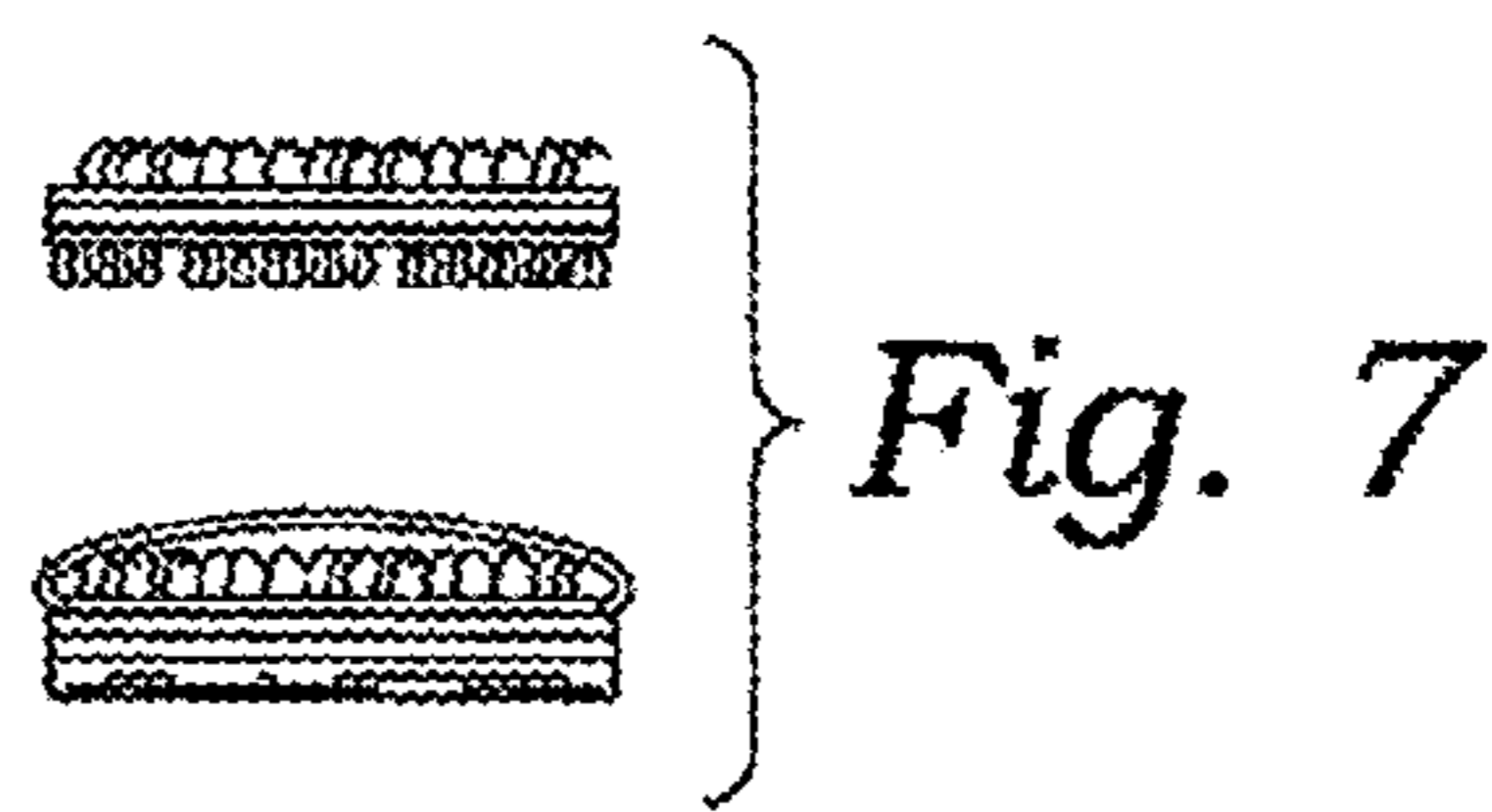




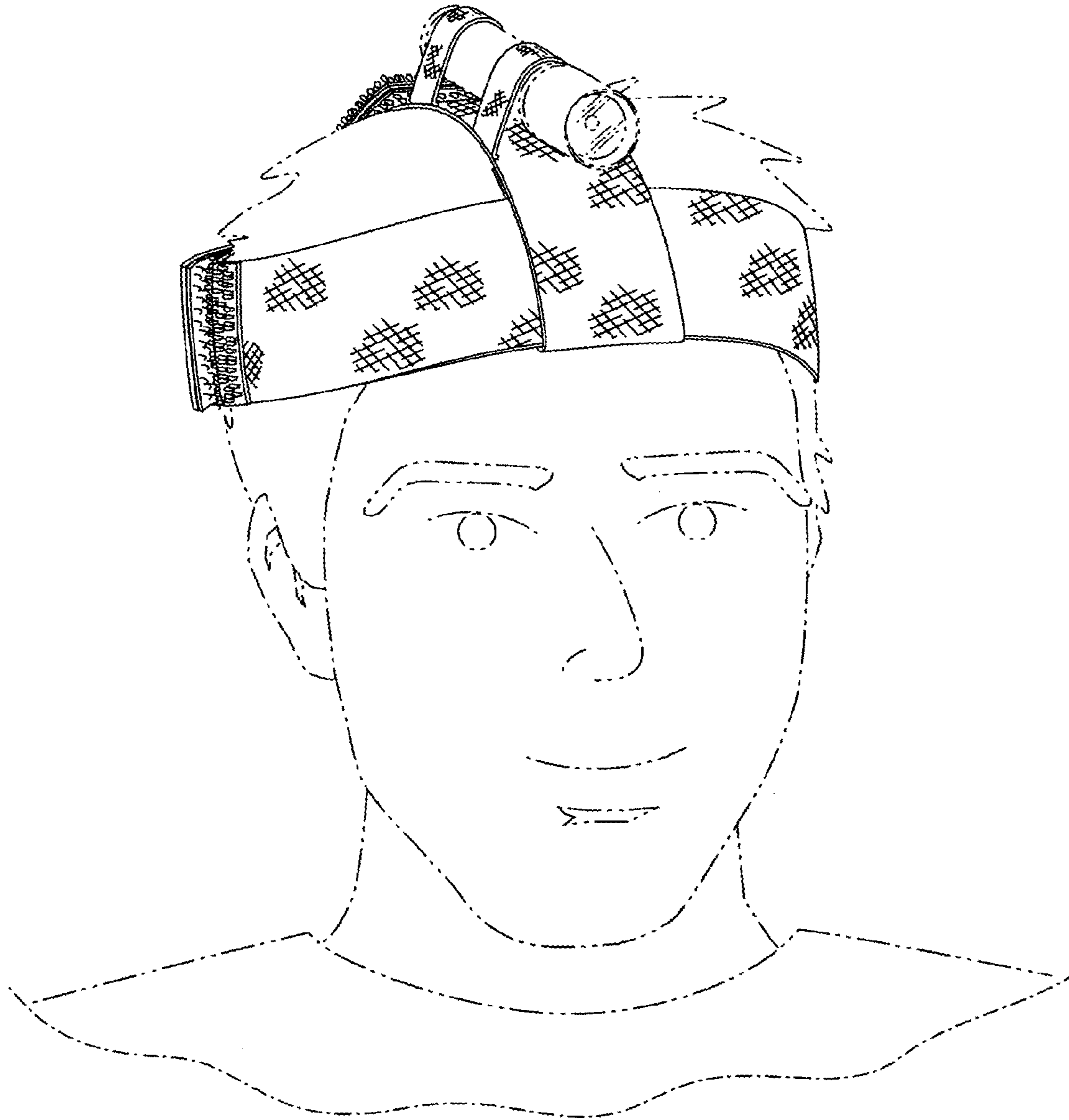
Fig. 5





*Fig. 8*





*Fig. 9*