



US00D763471S

(12) **United States Design Patent**
Leitch

(10) **Patent No.:** **US D763,471 S**
(45) **Date of Patent:** **** Aug. 9, 2016**

(54) **SHINGLE**

(71) Applicant: **BUILDING MATERIALS INVESTMENT CORPORATION**,
Dallas, TX (US)

(72) Inventor: **Olan Leitch**, Bakersfield, CA (US)

(73) Assignee: **Building Materials Investment Corporation**, Dallas, TX (US)

(**) Term: **14 Years**

(21) Appl. No.: **29/512,534**

(22) Filed: **Dec. 19, 2014**

(51) **LOC (10) Cl.** **25-01**

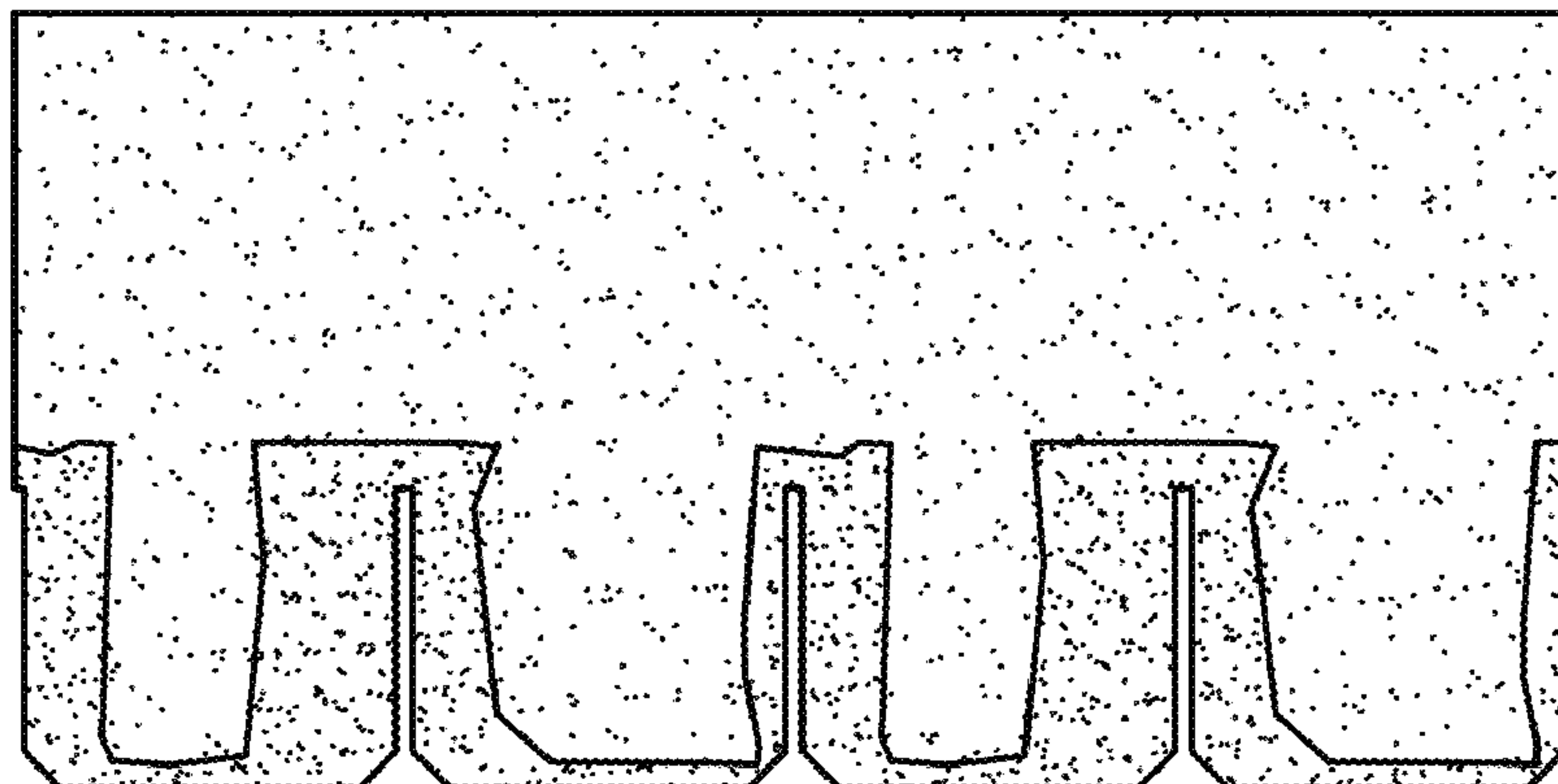
(52) **U.S. Cl.**
USPC **D25/143**

(58) **Field of Classification Search**
USPC D25/138, 139, 140, 141, 143, 144, 150;
52/311.1, 311.2, 314, 384, 389, 390,
52/392, 403.1, 518, 519, 520, 526, 528,
52/533, 535, 536, 538, 541, 544, 545, 547,
52/553, 555, 557, 558, 559, 560, 602, 605,
52/608, 609; 206/323
CPC E04D 1/26; E04D 2001/005; E04D 13/24;
Y10T 428/24372; Y10T 156/1074; Y10T
428/24355; B32B 11/02; B32B 3/06; B32B
11/10; B32B 5/26; B32B 5/28; B65D 85/162;
B29C 65/56
See application file for complete search history.

3,973,369 A 8/1976 Smith
4,163,351 A * 8/1979 Ishikawa E04D 3/24
52/542
4,317,853 A * 3/1982 Thiis-Evensen E04D 1/26
427/186
4,434,589 A 3/1984 Freiborg
4,499,702 A 2/1985 Turner
4,541,217 A 9/1985 Stewart
4,717,614 A 1/1988 Bondoc et al.
4,729,814 A 3/1988 Jennus et al.
D300,257 S * 3/1989 Stahl D25/139
4,869,942 A 9/1989 Jennus et al.
D313,278 S 12/1990 Noone
D313,658 S 1/1991 Noone
5,102,487 A 4/1992 Lamb
D326,330 S * 5/1992 Klein D25/139
5,181,361 A 1/1993 Hannah et al.
5,195,290 A 3/1993 Hulett
5,209,802 A 5/1993 Hannah et al.
D336,347 S 6/1993 Hannah et al.
D340,294 S * 10/1993 Hannah D25/139
D343,911 S 2/1994 Hulett
5,287,669 A 2/1994 Hannah et al.
D347,900 S 6/1994 Stapleton
D350,615 S 9/1994 Klein et al.
5,347,785 A 9/1994 Terrenzio et al.
5,375,387 A 12/1994 Davenport
5,375,491 A 12/1994 Hannah et al.
5,421,134 A 6/1995 Hannah et al.
5,426,902 A 6/1995 Stahl et al.
D366,124 S 1/1996 Hannah et al.
D366,335 S 1/1996 Noone et al.
5,488,807 A 2/1996 Terrenzio et al.
D375,563 S 11/1996 Hannah et al.
D376,660 S 12/1996 Hannah et al.
5,660,014 A 8/1997 Stahl et al.
D388,195 S 12/1997 Hannah et al.
5,853,858 A 12/1998 Bondoc
5,901,517 A 5/1999 Stahl et al.
6,014,847 A * 1/2000 Phillips E04D 1/26
52/311.1
6,038,827 A * 3/2000 Sieling E04D 1/26
428/143
D422,719 S 4/2000 Belt et al.
D426,002 S 5/2000 Bondoc et al.
6,058,670 A * 5/2000 Sieling E04D 1/26
52/554
6,092,345 A 7/2000 Kalkanoglu et al.

(56) **References Cited**
U.S. PATENT DOCUMENTS

1,130,368 A 3/1915 Bird
1,277,861 A 9/1918 Clarke
1,593,096 A 7/1926 Munro
1,894,614 A 1/1933 Wettlaufer
2,060,618 A 11/1936 Honigbaum
2,538,206 A 1/1951 Mabie, Sr. et al.
2,801,599 A 8/1957 Bordeaux
2,863,405 A 12/1958 Leibbrook et al.
3,407,556 A 10/1968 Leibbrook



US D763,471 S

Page 2

6,105,329	A *	8/2000	Bondoc	E04D 1/26 428/143
6,195,951	B1 *	3/2001	Stahl	E04D 1/20 52/314
6,212,843	B1	4/2001	Kalkanoglu et al.	
6,220,329	B1	4/2001	King et al.	
6,305,138	B1	10/2001	Stahl et al.	
6,401,425	B1 *	6/2002	Frame	E04D 1/26 52/518
6,419,780	B1	7/2002	Queisser	
6,421,976	B1	7/2002	Elliott et al.	
6,457,290	B1	10/2002	Elliott	
6,467,235	B2	10/2002	Kalkanoglu et al.	
6,523,316	B2	2/2003	Stahl et al.	
6,546,688	B1	4/2003	Parsons	
6,578,336	B2	6/2003	Elliott	
D482,141	S *	11/2003	Rodrigues	D25/139
D484,992	S *	1/2004	Rodrigues	D25/139
6,679,020	B2	1/2004	Becker et al.	
6,708,456	B2 *	3/2004	Kiik	A47G 27/0468 428/141
6,715,252	B2	4/2004	Stahl et al.	
D504,962	S *	5/2005	Sieling	D25/143
6,920,730	B2	7/2005	Becker et al.	
6,933,037	B2 *	8/2005	McCumber	B32B 3/00 428/143
D554,275	S *	10/2007	Sieling	D25/143
7,510,622	B2	3/2009	Kalkanoglu et al.	
7,607,275	B2	10/2009	Elliott et al.	
7,665,261	B2	2/2010	Elliott et al.	
D611,620	S *	3/2010	Kalkanoglu	D25/139
7,805,905	B2 *	10/2010	Rodrigues	B32B 3/06 52/314
D639,463	S *	6/2011	Elliott	D25/143
D641,502	S *	7/2011	Elliott	D25/143
D644,753	S *	9/2011	Elliott	D25/139
D666,745	S *	9/2012	Rodrigues	D25/143
D669,602	S *	10/2012	Jenkins	D25/143
D670,007	S *	10/2012	Jenkins	D25/143
D670,008	S *	10/2012	Jenkins	D25/143
D674,515	S *	1/2013	Jenkins	D25/139
8,397,460	B2	3/2013	Rodrigues et al.	
D699,867	S *	2/2014	Thompson	D25/141
9,057,194	B2	6/2015	Jenkins et al.	
9,140,012	B1 *	9/2015	Leitch	E04D 1/28
9,187,903	B1 *	11/2015	Buzza	E04D 1/20
D747,501	S *	1/2016	Leitch	D25/143
2002/0062613	A1 *	5/2002	Stahl	E04D 1/20 52/518
2004/0083673	A1 *	5/2004	Kalkanoglu	B32B 11/02 52/555
2007/0017330	A1	1/2007	Freshwater et al.	
2007/0068108	A1	3/2007	Kiik et al.	
2009/0151288	A1	6/2009	Kalkanoglu et al.	
2009/0229210	A1 *	9/2009	Binkley	B29C 65/56 52/543
2010/0170169	A1 *	7/2010	Railkar	E04D 1/26 52/173.3
2010/0205898	A1 *	8/2010	Rodrigues	B32B 3/06 52/745.19
2013/0019554	A1	1/2013	Rodrigues et al.	
2015/0315789	A1 *	11/2015	Buzza	E04D 1/20 52/526
2015/0315790	A1 *	11/2015	Buzza	E04D 1/28 52/559

OTHER PUBLICATIONS

CertainTeed Shingle Applicator's Manual: Presidential Shake and Presidential Shake TL, <http://www.certainteed.com/resources/PresidentialShakeTLInstall.pdf> (undated).

Information Disclosure Statement submitted in U.S. Appl. No. 10/777,950, now U.S. Pat. No. 7,805,905, on May 24, 2010 (7 pages).

* cited by examiner

Primary Examiner — Susan E Krakower

Assistant Examiner — Camelia Styles

(74) *Attorney, Agent, or Firm* — Fitzpatrick, Cella, Harper & Scinto

(57)

CLAIM

The ornamental design for a shingle, as shown and described.

DESCRIPTION

FIG. 1 is a top plan view of a shingle showing an embodiment of my new design;

FIG. 2 is a top plan view of a second embodiment of my design;

FIG. 3 is a top plan view of a third embodiment of my design;

FIG. 4 is a top plan view of a fourth embodiment of my design;

FIG. 5 is a top plan view of a fifth embodiment of my design;

FIG. 6 is a top plan view of a sixth embodiment of my design;

FIG. 7 is a top plan view of a seventh embodiment of my design;

FIG. 8 is a top plan view of an eighth embodiment of my design;

FIG. 9 is a top plan view of a ninth embodiment of my design;

FIG. 10 is a top plan view of a tenth embodiment of my design;

FIG. 11 is a top plan view of an eleventh embodiment of my design;

FIG. 12 is a top plan view of a twelfth embodiment of my design;

FIG. 13 is a top plan view of a thirteenth embodiment of my design;

FIG. 14 is a top plan view of a fourteenth embodiment of my design;

FIG. 15 is a right side view of all embodiments of FIGS. 1-14;

FIG. 16 is a left side view of all embodiments of FIGS. 1-14;

FIG. 17 is a front elevation view of an embodiment of FIG. 1;

FIG. 18 is a front elevation view of an embodiment of FIG. 2;

FIG. 19 is a front elevation view of an embodiment of FIG. 3;

FIG. 20 is a front elevation view of an embodiment of FIG. 4;

FIG. 21 is a front elevation view of an embodiment of FIG. 5;

FIG. 22 is a front elevation view of an embodiment of FIG. 6;

FIG. 23 is a front elevation view of an embodiment of FIG. 7;

FIG. 24 is a front elevation view of an embodiment of FIG. 8;

FIG. 25 is a front elevation view of an embodiment of FIG. 9;

FIG. 26 is a front elevation view of an embodiment of FIG. 10;

FIG. 27 is a front elevation view of an embodiment of FIG. 11;

FIG. 28 is a front elevation view of an embodiment of FIG. 12;

FIG. 29 is a front elevation view of an embodiment of FIG. 13;

FIG. 30 is a front elevation view of an embodiment of FIG. 14;

FIG. 31 is a rear elevation view of all the embodiments of FIGS. 1-14; and,

FIG. 32 is a bottom plan view of all the embodiments of FIGS. 1-14.

1 Claim, 7 Drawing Sheets

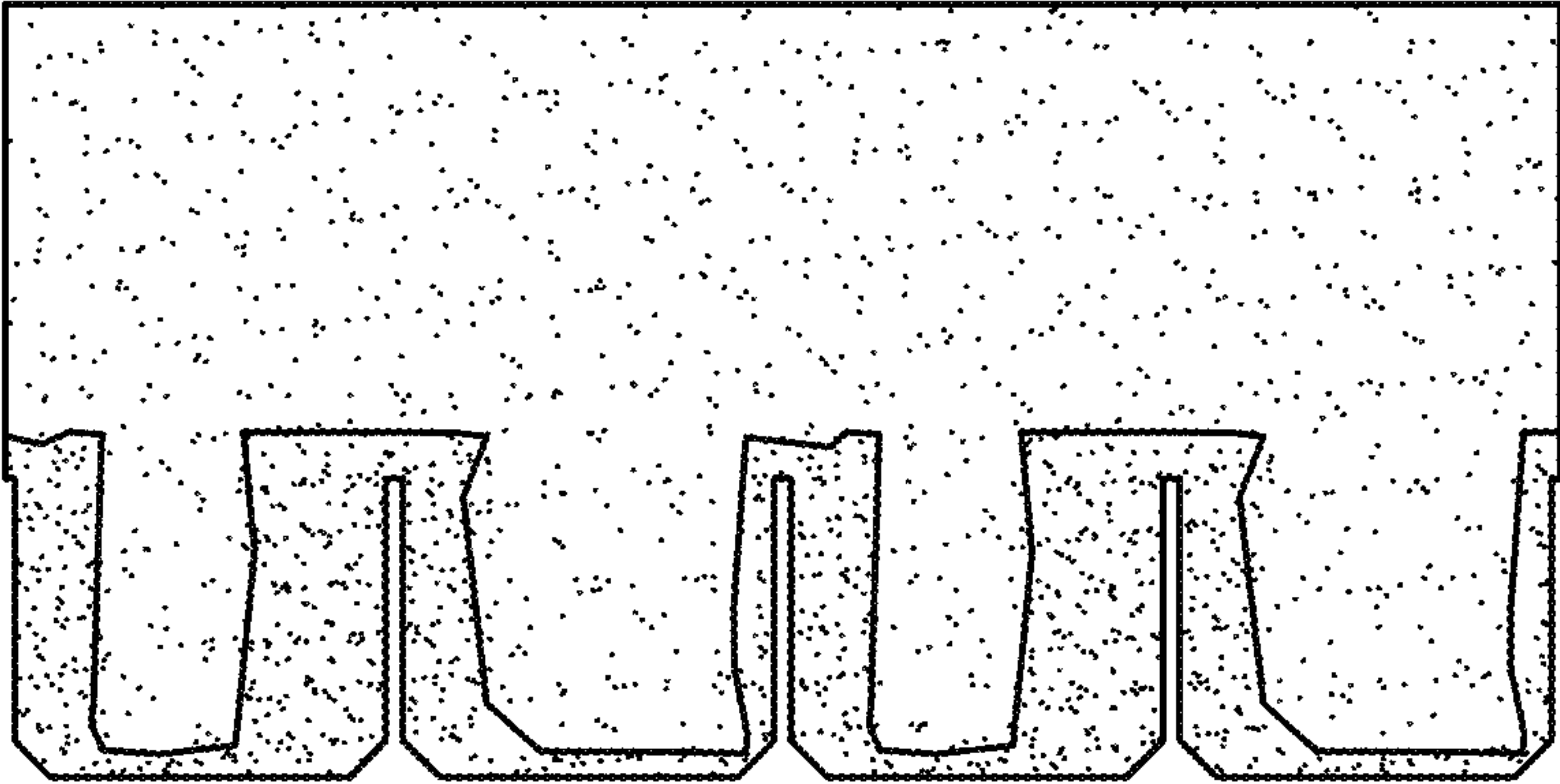


FIG. 1

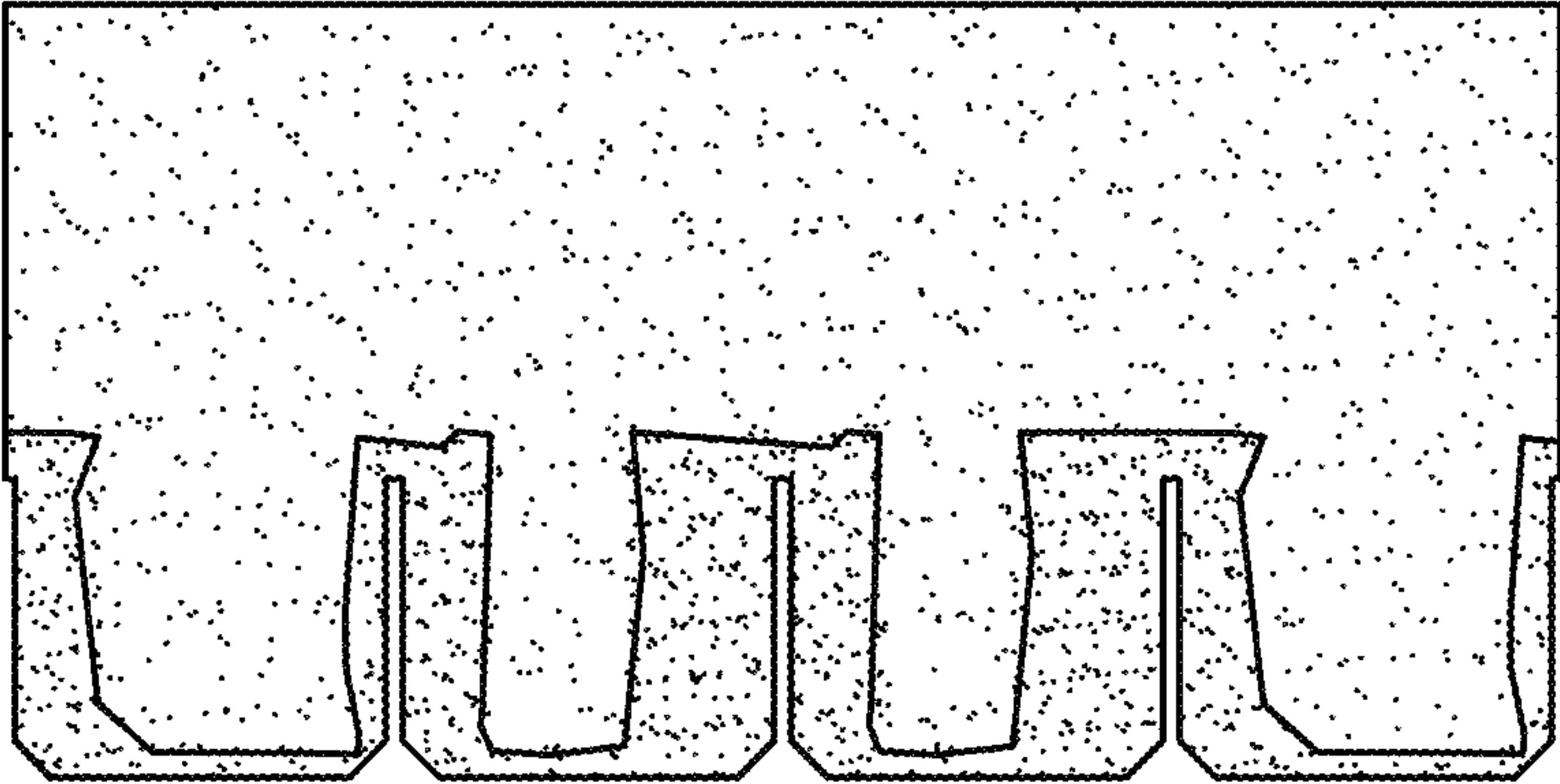


FIG. 2

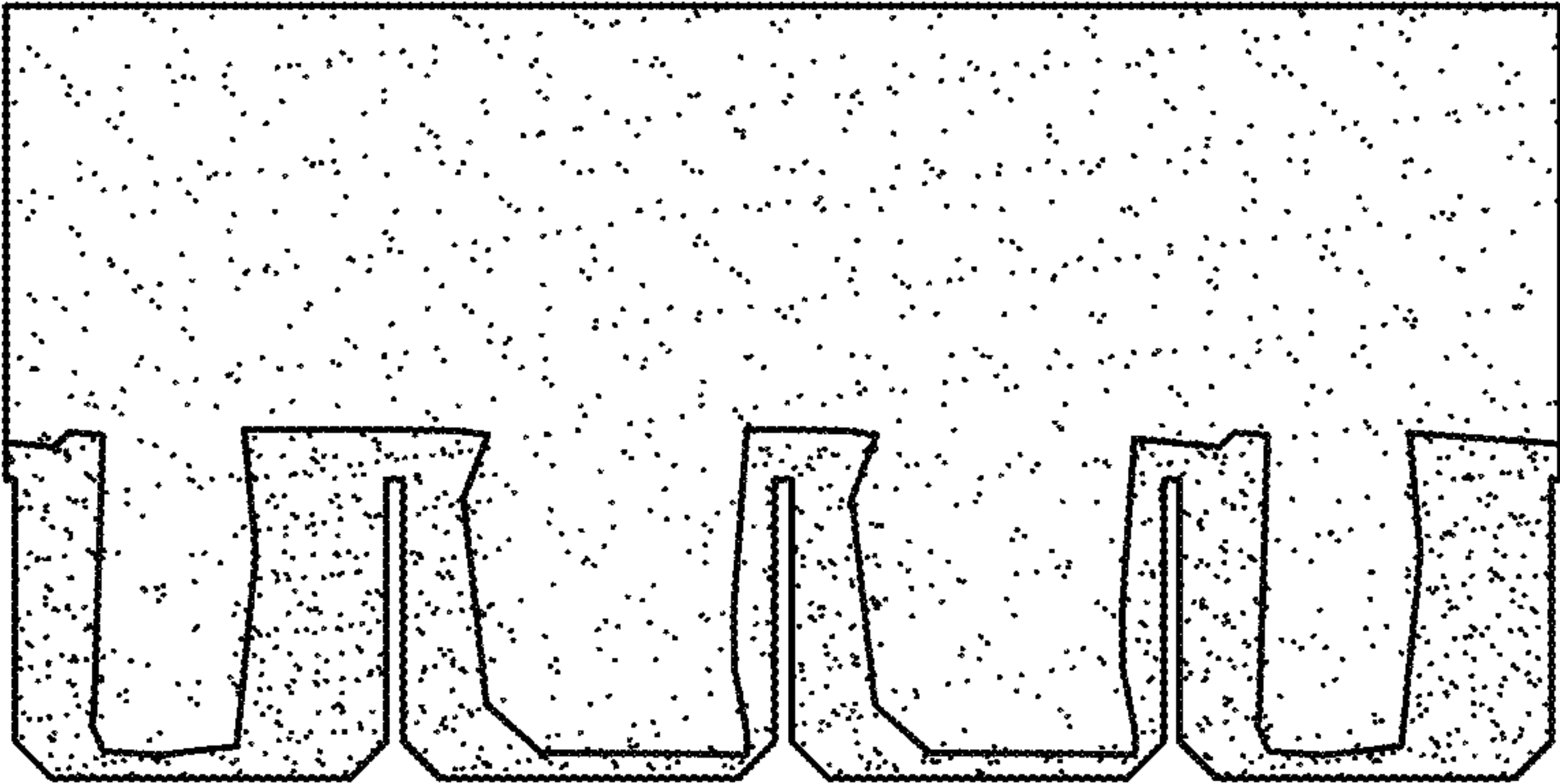


FIG. 3

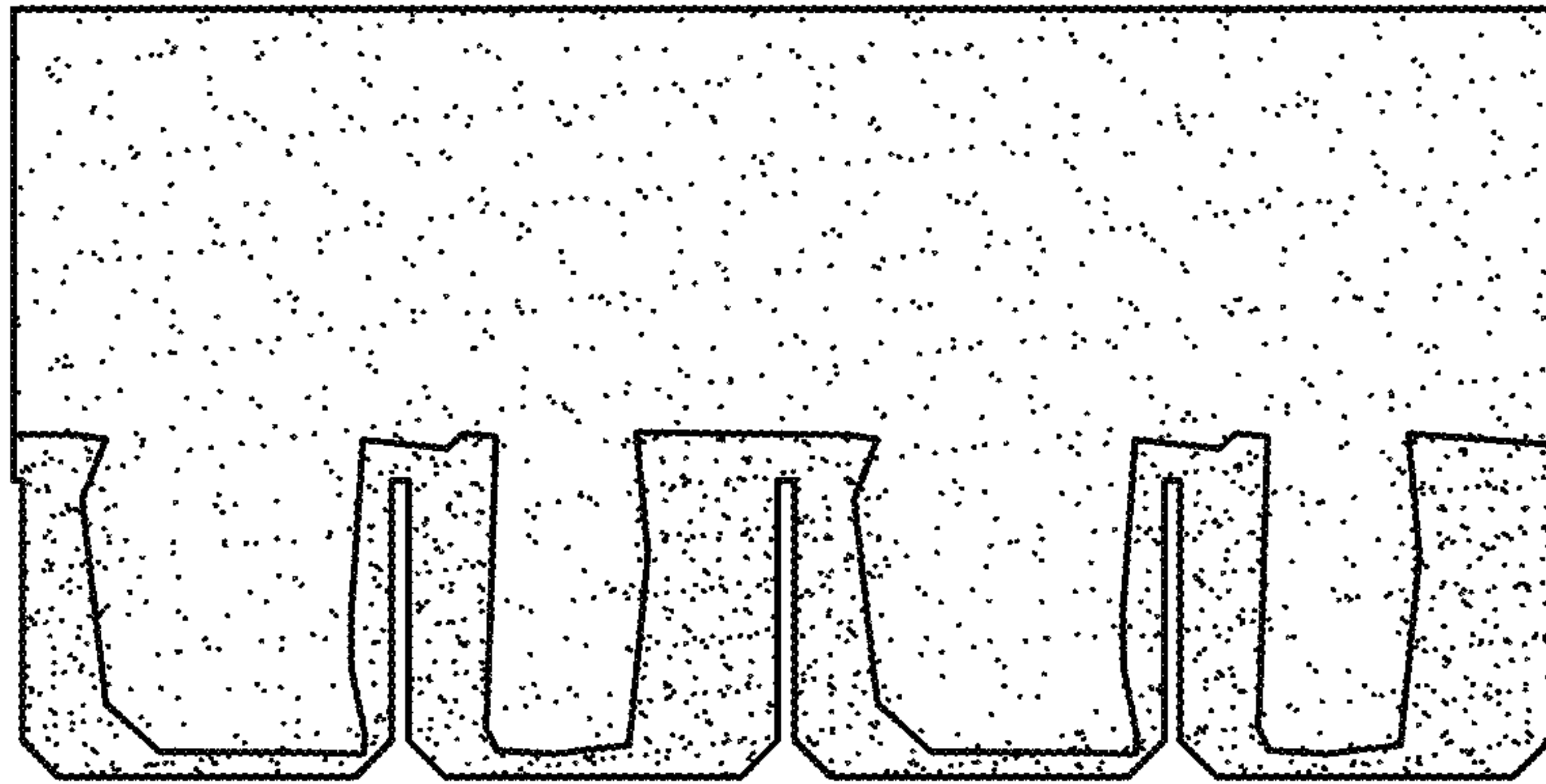


FIG. 4

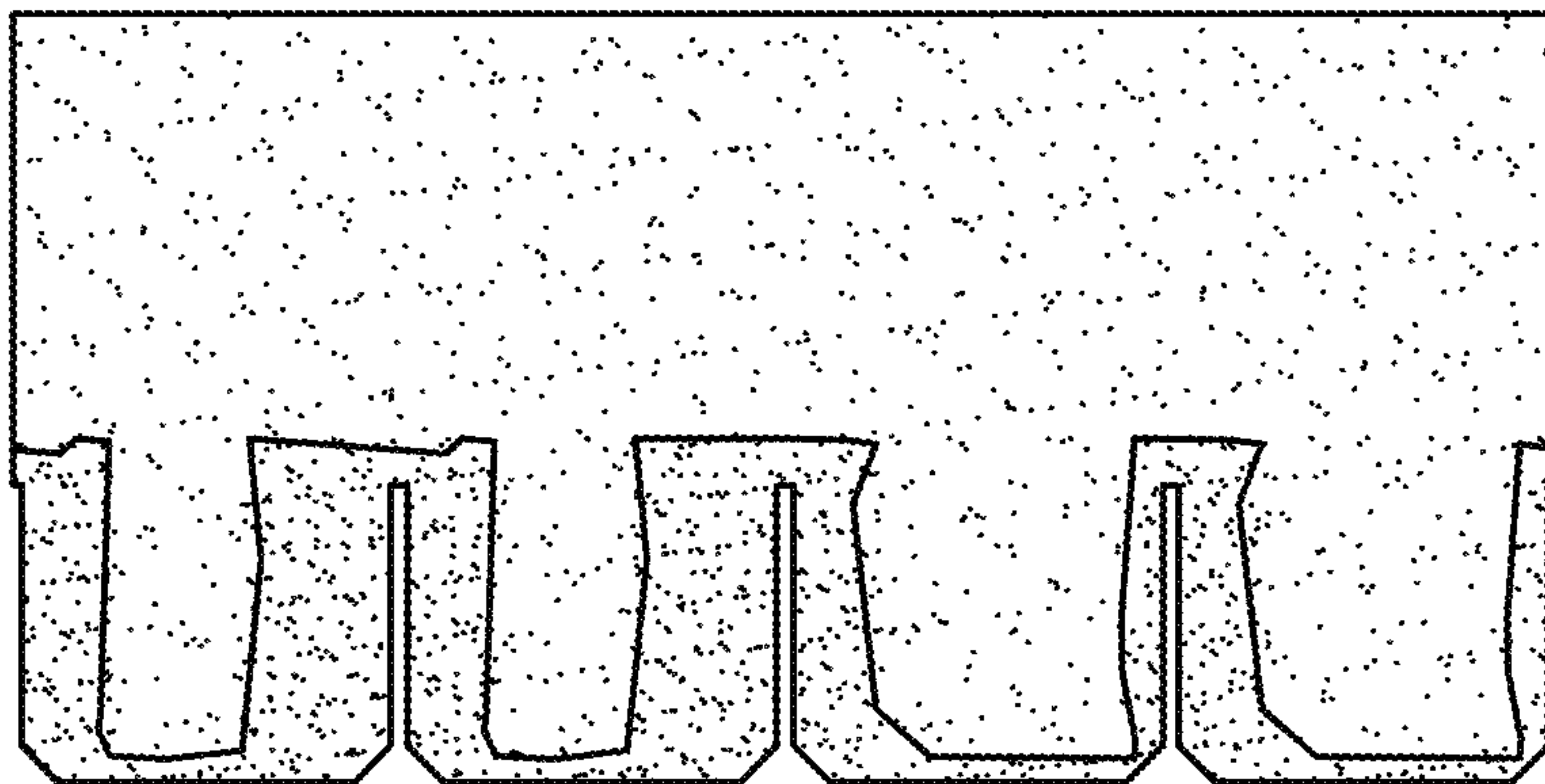


FIG. 5

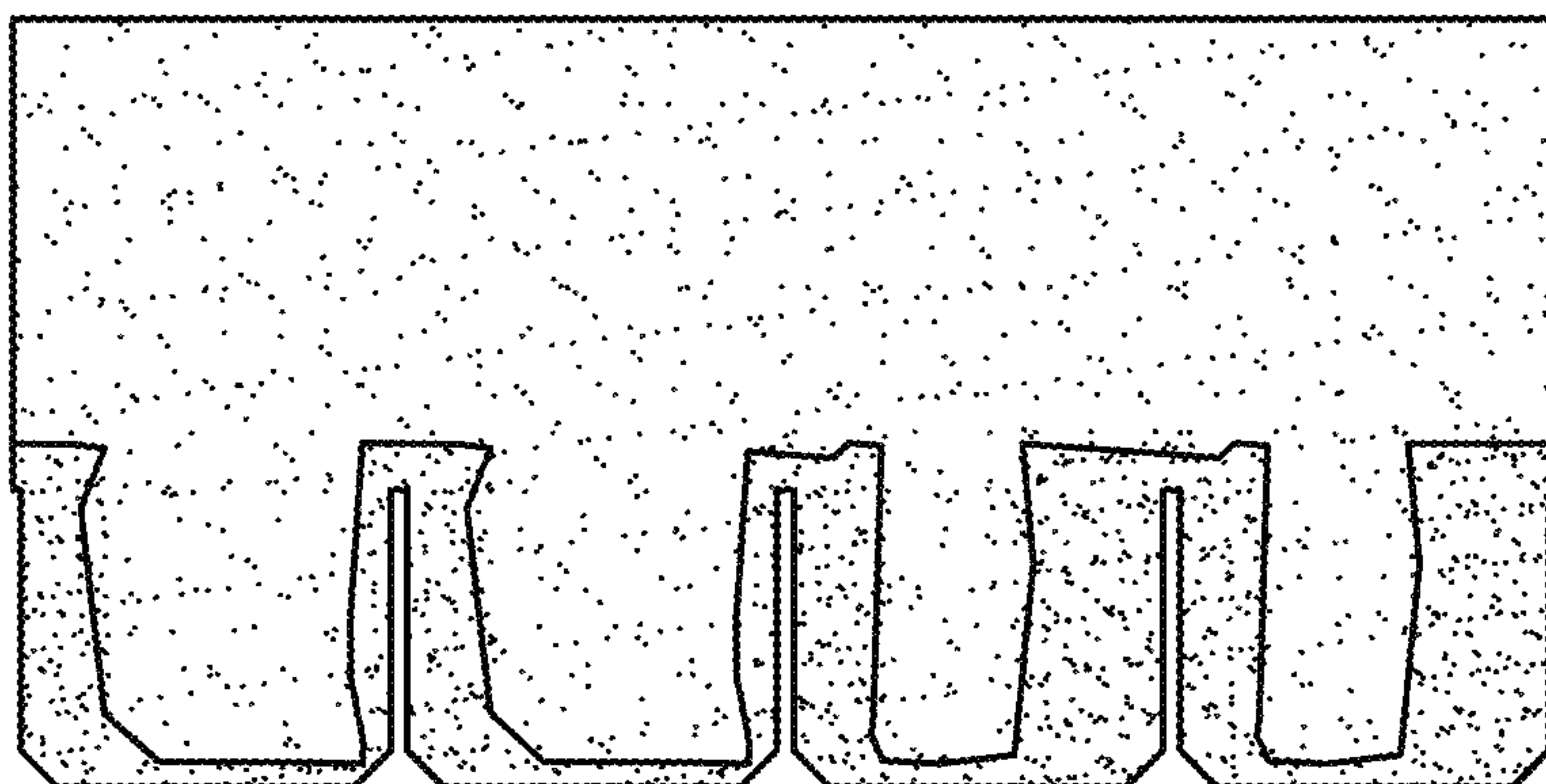


FIG. 6

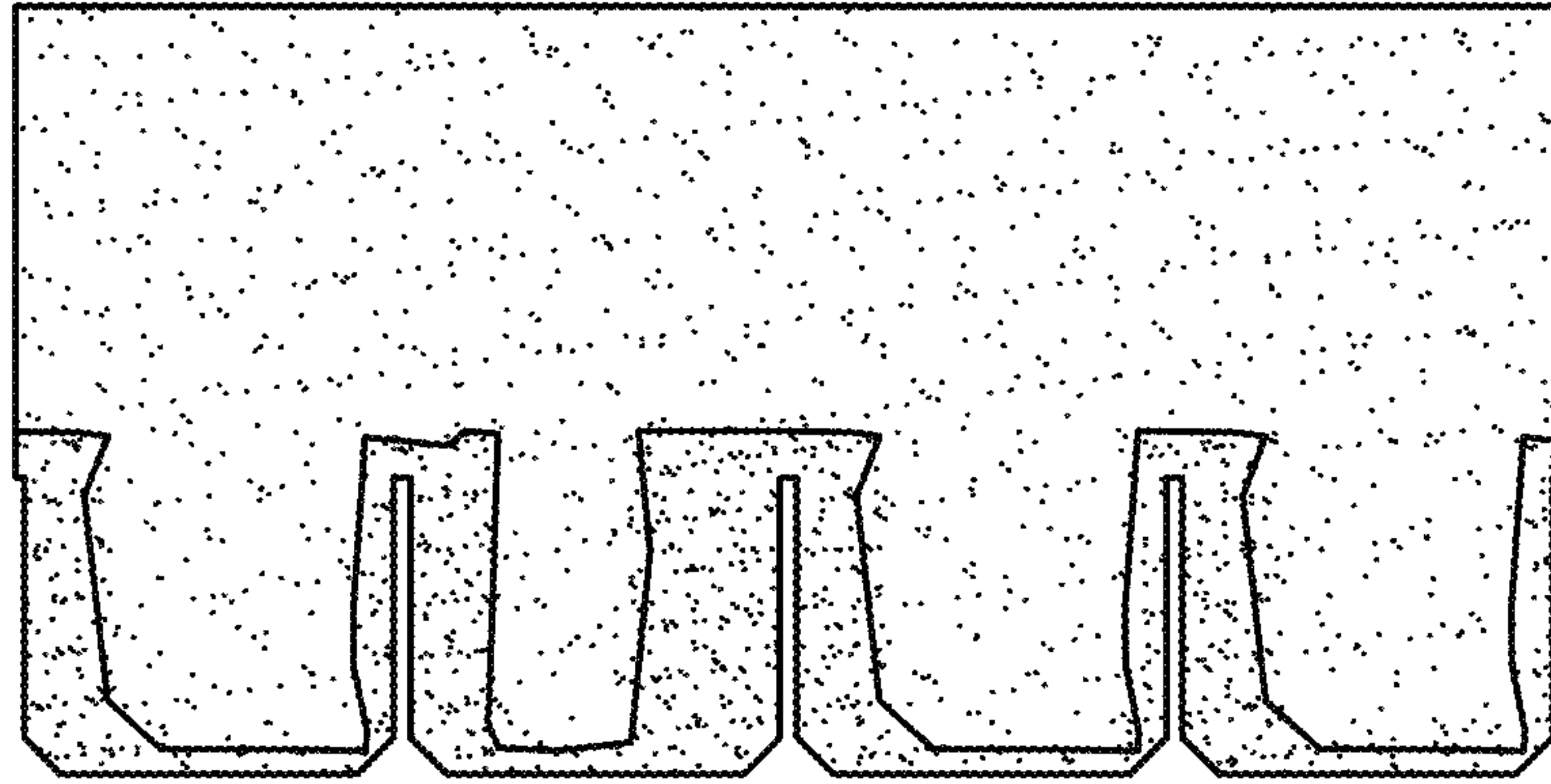


FIG. 7

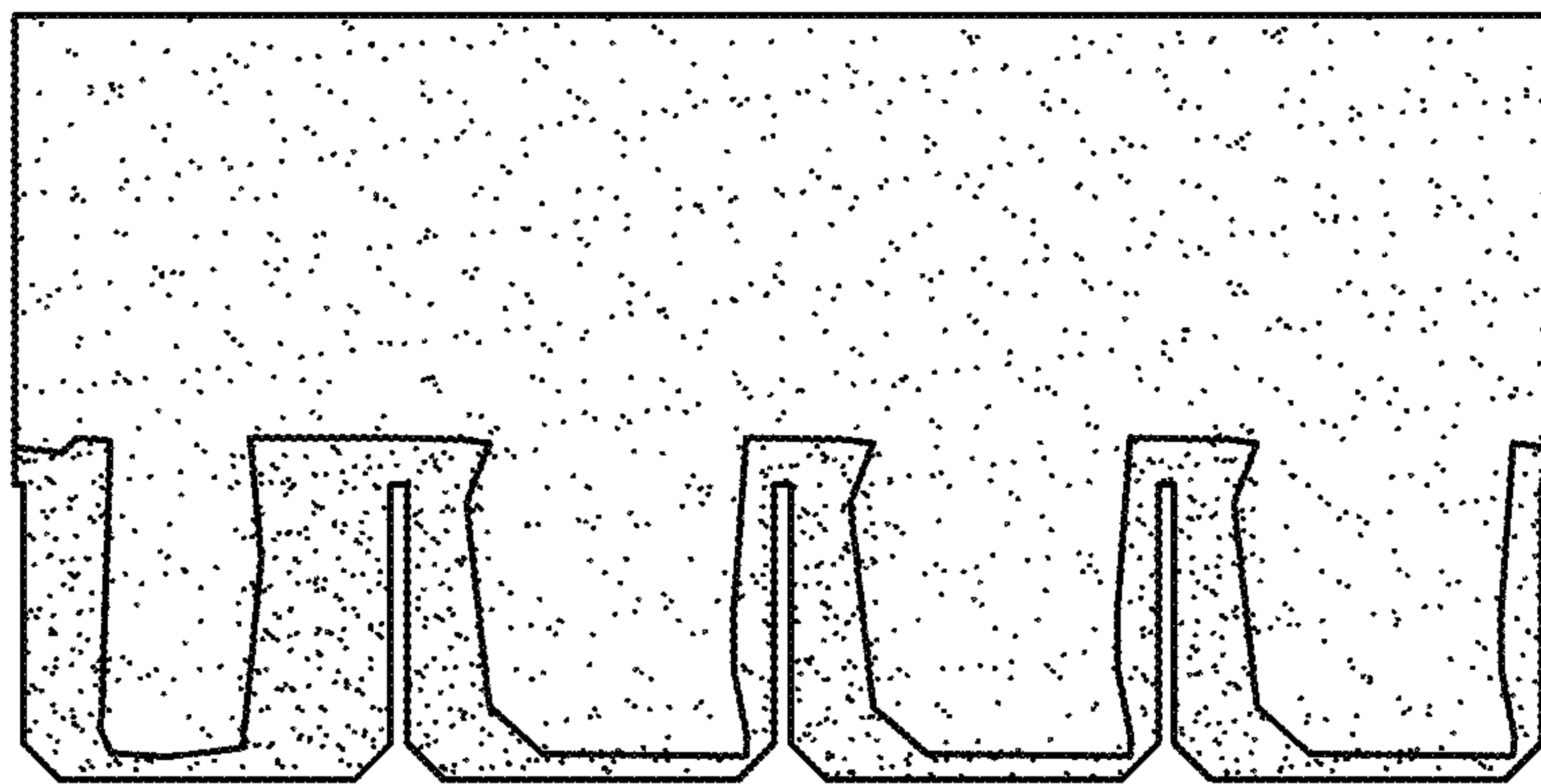


FIG. 8

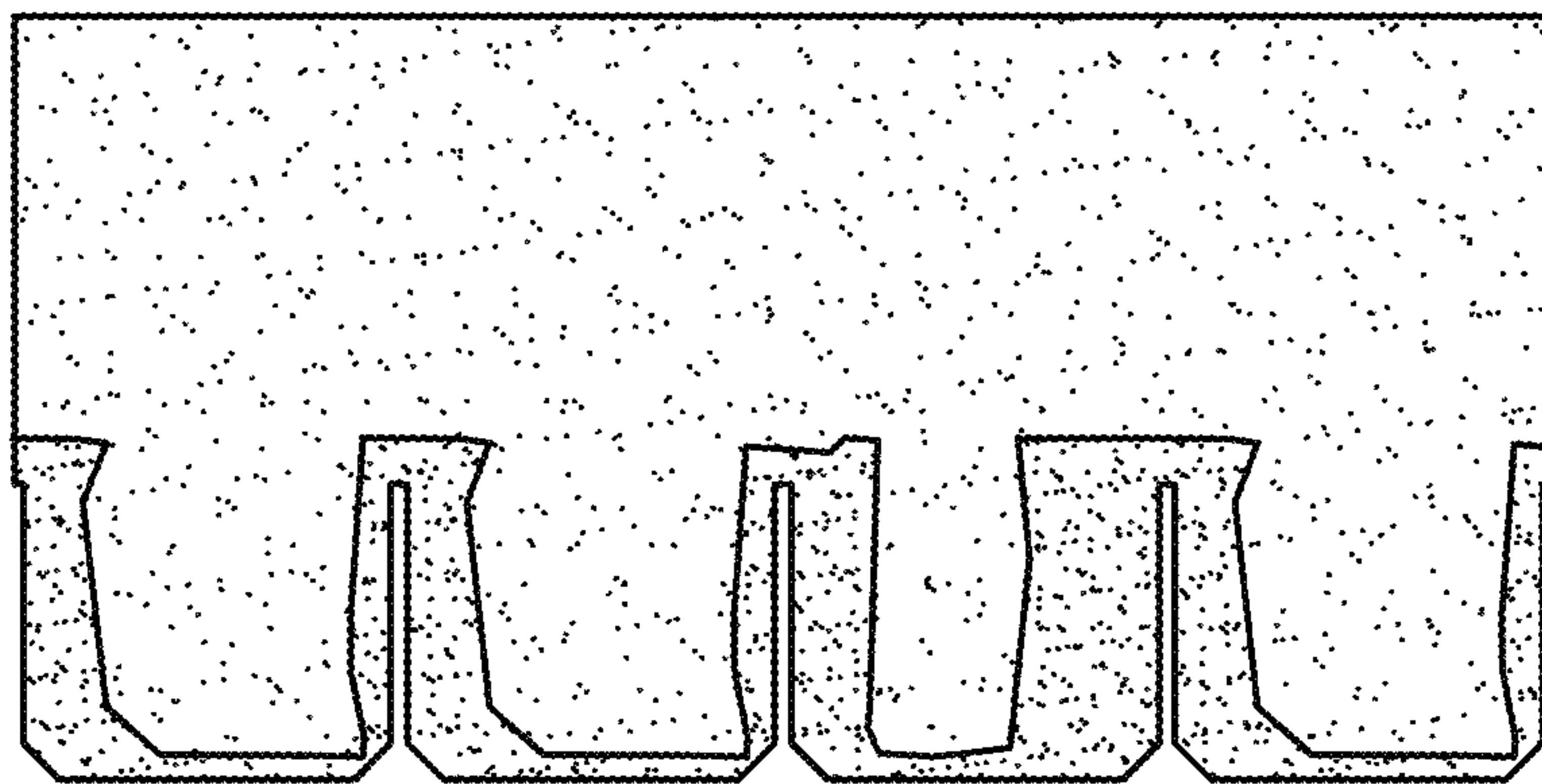


FIG. 9

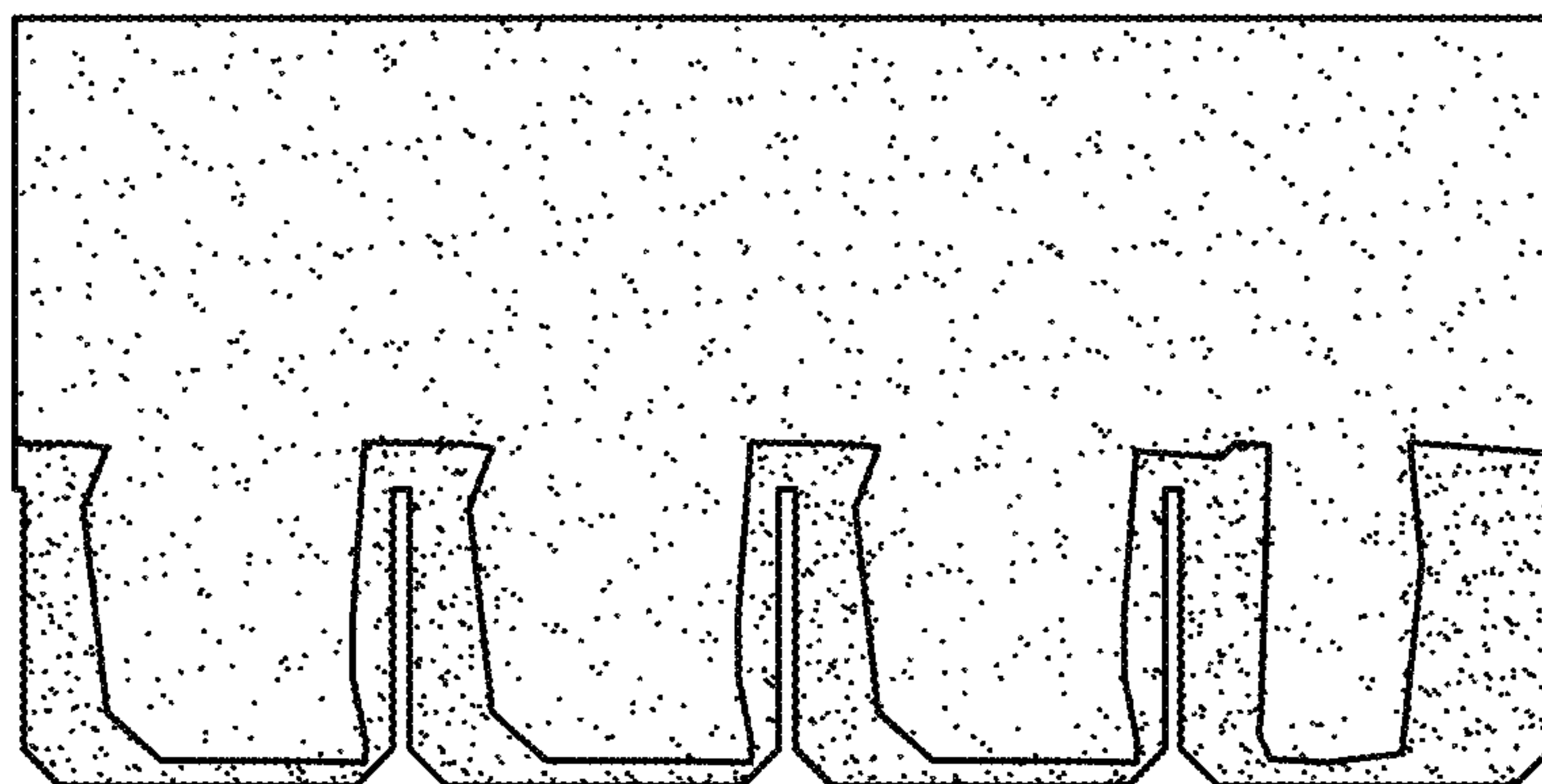


FIG. 10

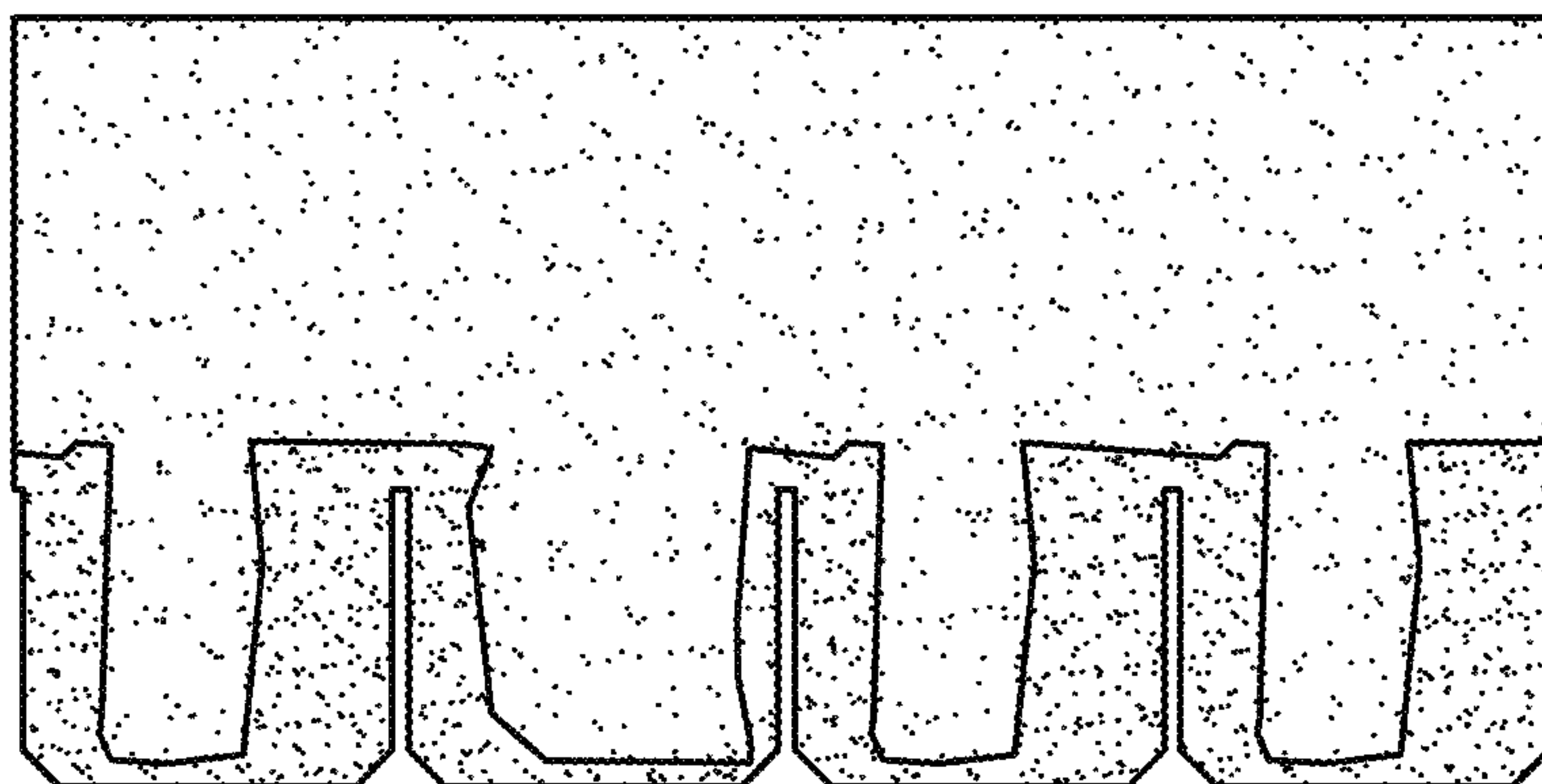


FIG. 11

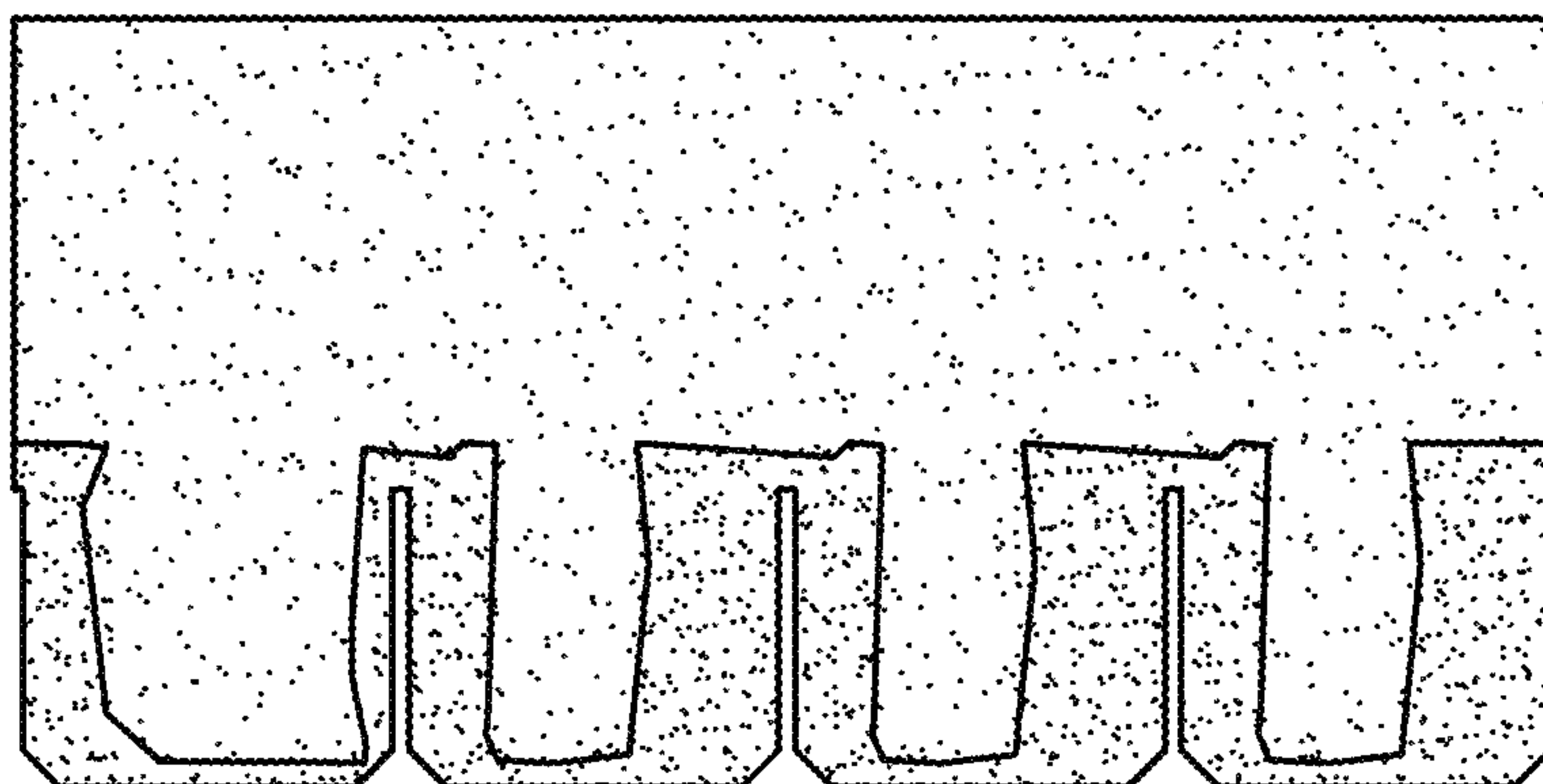


FIG. 12

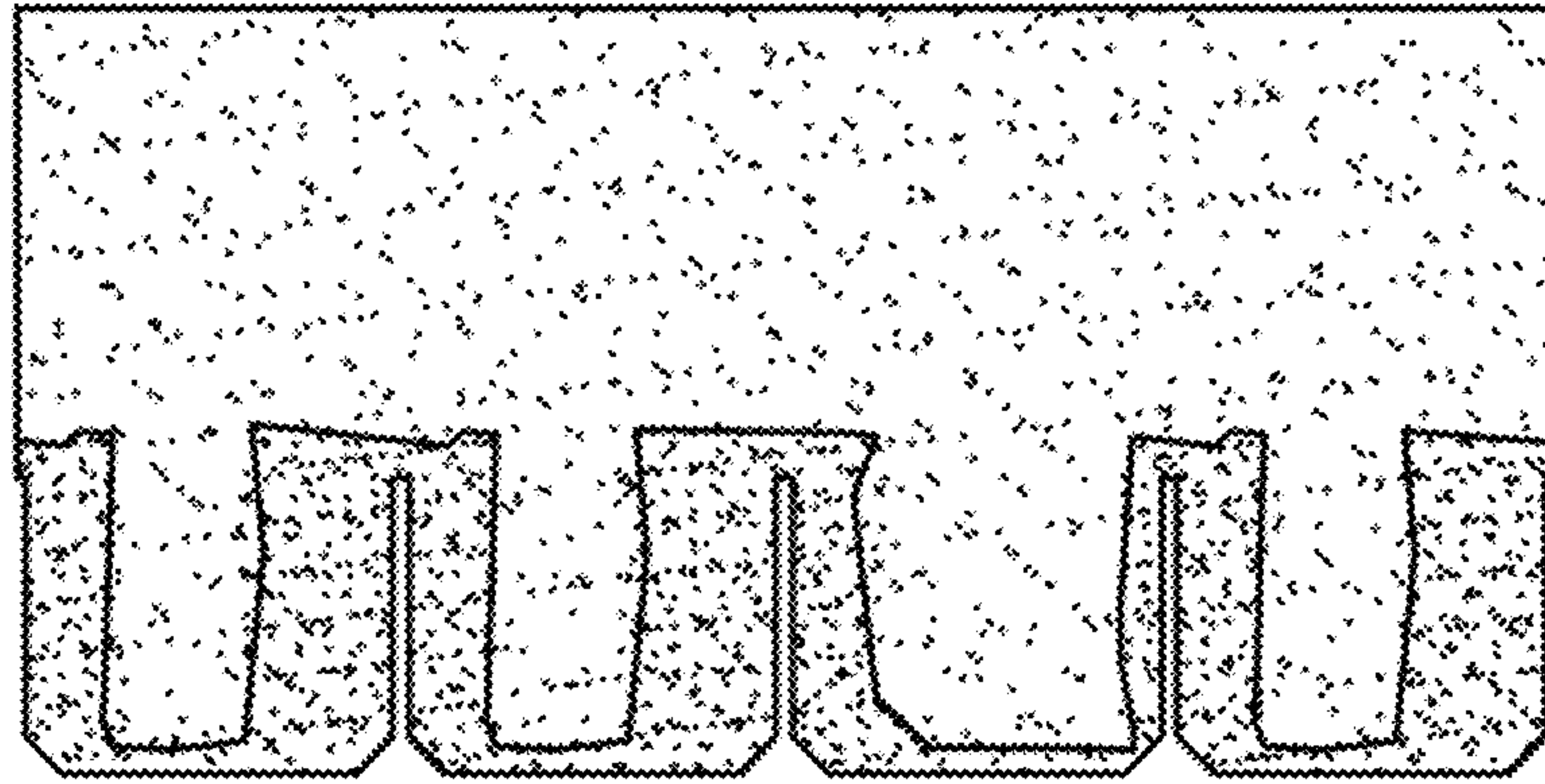


FIG. 13

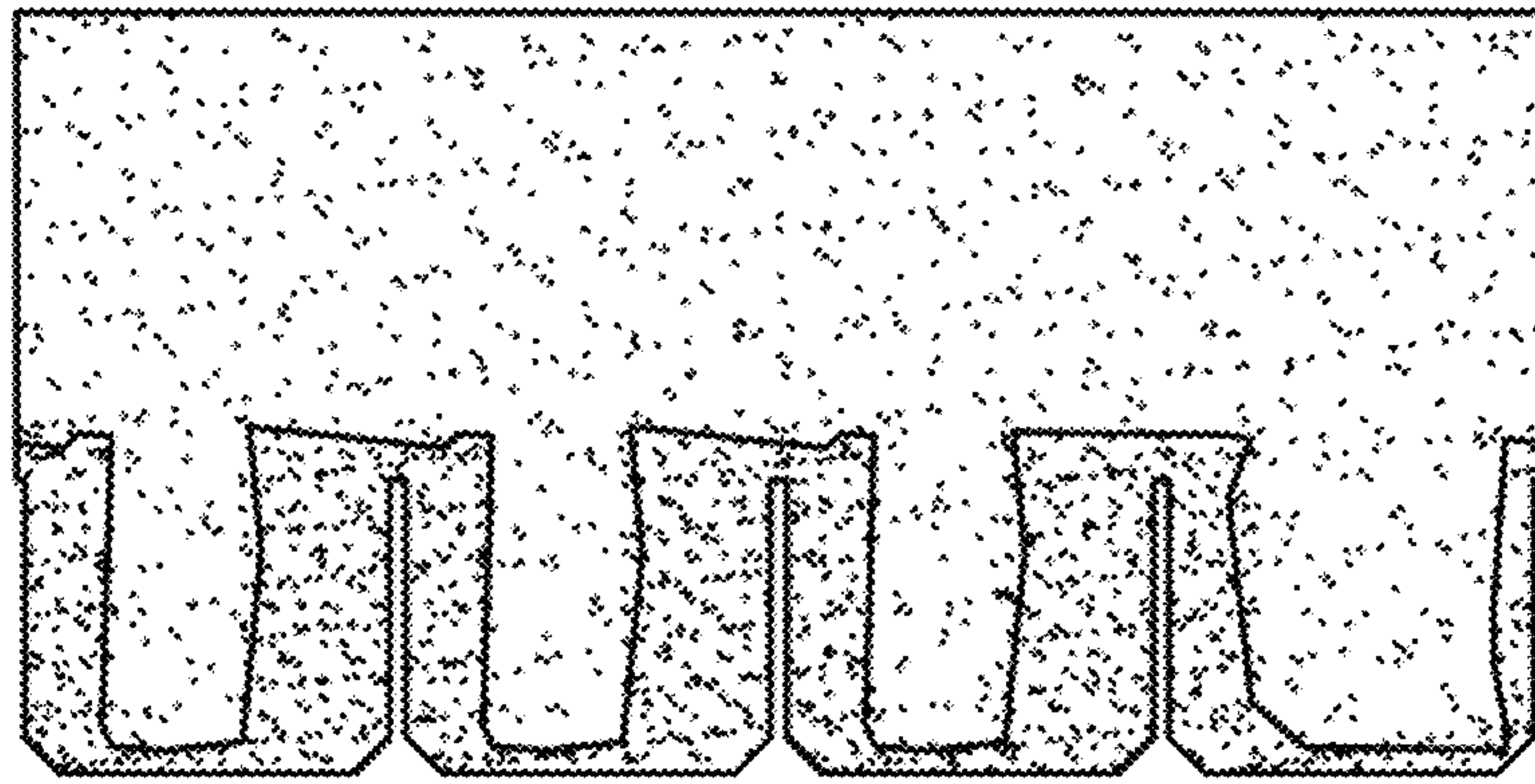


FIG. 14



FIG. 15



FIG. 16

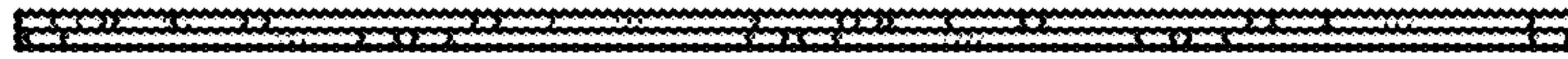


FIG. 17




FIG. 18



FIG. 19




FIG. 20




FIG. 21



FIG. 22



FIG. 23



FIG. 24




FIG. 25



FIG. 26




FIG. 27



FIG. 28




FIG. 29

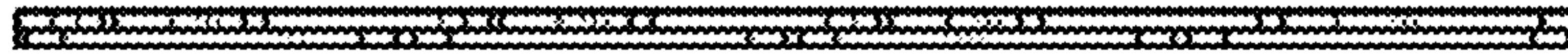


FIG. 30




FIG. 31

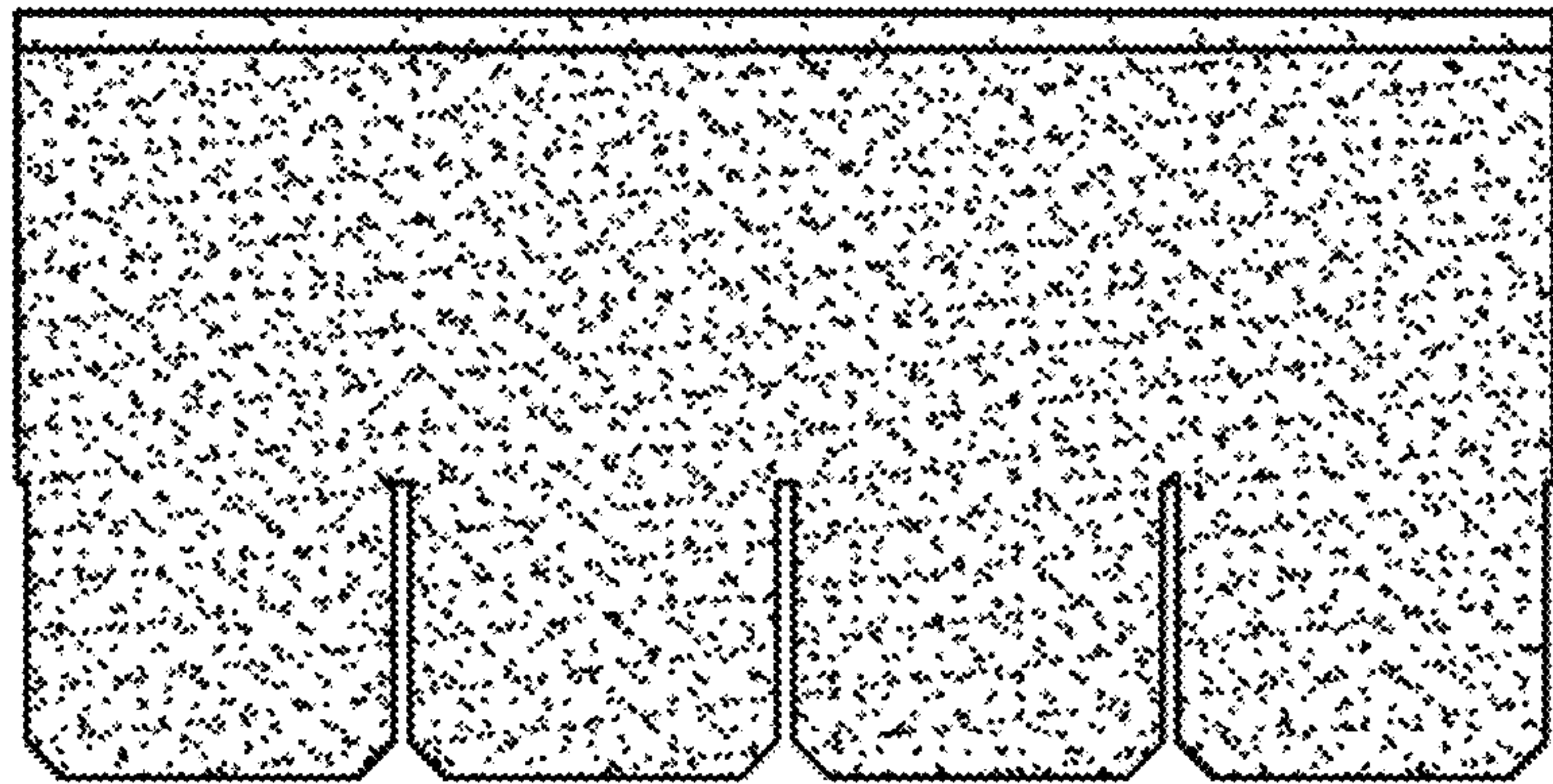


FIG. 32