



US00D763444S

(12) **United States Design Patent**
Jessop et al.

(10) **Patent No.:** **US D763,444 S**
(45) **Date of Patent:** **** Aug. 9, 2016**

(54) **CHEEK RETRACTOR DEVICE**

- (71) Applicant: **ULTRADENT PRODUCTS, INC.**,
South Jordan, UT (US)
- (72) Inventors: **Neil T. Jessop**, Sandy, UT (US); **Bruce S. McLean**, Sandy, UT (US); **Craig Hines**, Lihue, HI (US)
- (73) Assignee: **Ultradent Products, Inc.**, South Jordan, UT (US)
- (**) Term: **15 Years**
- (21) Appl. No.: **29/533,704**
- (22) Filed: **Jul. 21, 2015**

Related U.S. Application Data

- (63) Continuation-in-part of application No. 29/485,036, filed on Mar. 14, 2014, now Pat. No. Des. 737,964.
- (51) **LOC (10) Cl.** **24-02**
- (52) **U.S. Cl.**
USPC **D24/135**
- (58) **Field of Classification Search**
USPC D24/135, 152, 153, 154, 155, 156;
600/140, 242, 237, 235, 208, 210, 238
See application file for complete search history.

(56) **References Cited**

U.S. PATENT DOCUMENTS

2,589,504 A 3/1952 Miller
2,812,758 A 11/1957 Blumneschein

(Continued)

FOREIGN PATENT DOCUMENTS

CH 695235 A5 2/2006
CH 695235 A8 3/2006

(Continued)

OTHER PUBLICATIONS

U.S. Appl. No. 60/975,387, filed Sep. 26, 2007, Pontynen.

(Continued)

Primary Examiner — Garth Rademaker

Assistant Examiner — Samantha Q Lawrence

(74) *Attorney, Agent, or Firm* — Workman Nydegger

(57) **CLAIM**

The ornamental design for a cheek retractor device, as shown and described.

DESCRIPTION

The disclosure of U.S. Design patent application Ser. No. 29/532,890, filed Jul. 10, 2015, entitled Cheek Retractor Device, and PCT application PCT/US2014/028083, filed Mar. 14, 2014, are each incorporated by reference in their entirety.

FIG. 1 is a front perspective view of a cheek retractor device according to the present invention;

FIG. 2 is a rear perspective view of the cheek retractor device of FIG. 1;

FIG. 3 is a front view of the cheek retractor device of FIG. 1;

FIG. 4 is a rear view of the cheek retractor device of FIG. 1;

FIG. 5 is a first side view of the cheek retractor device of FIG. 1;

FIG. 6 is an opposite side view of the cheek retractor device of FIG. 1;

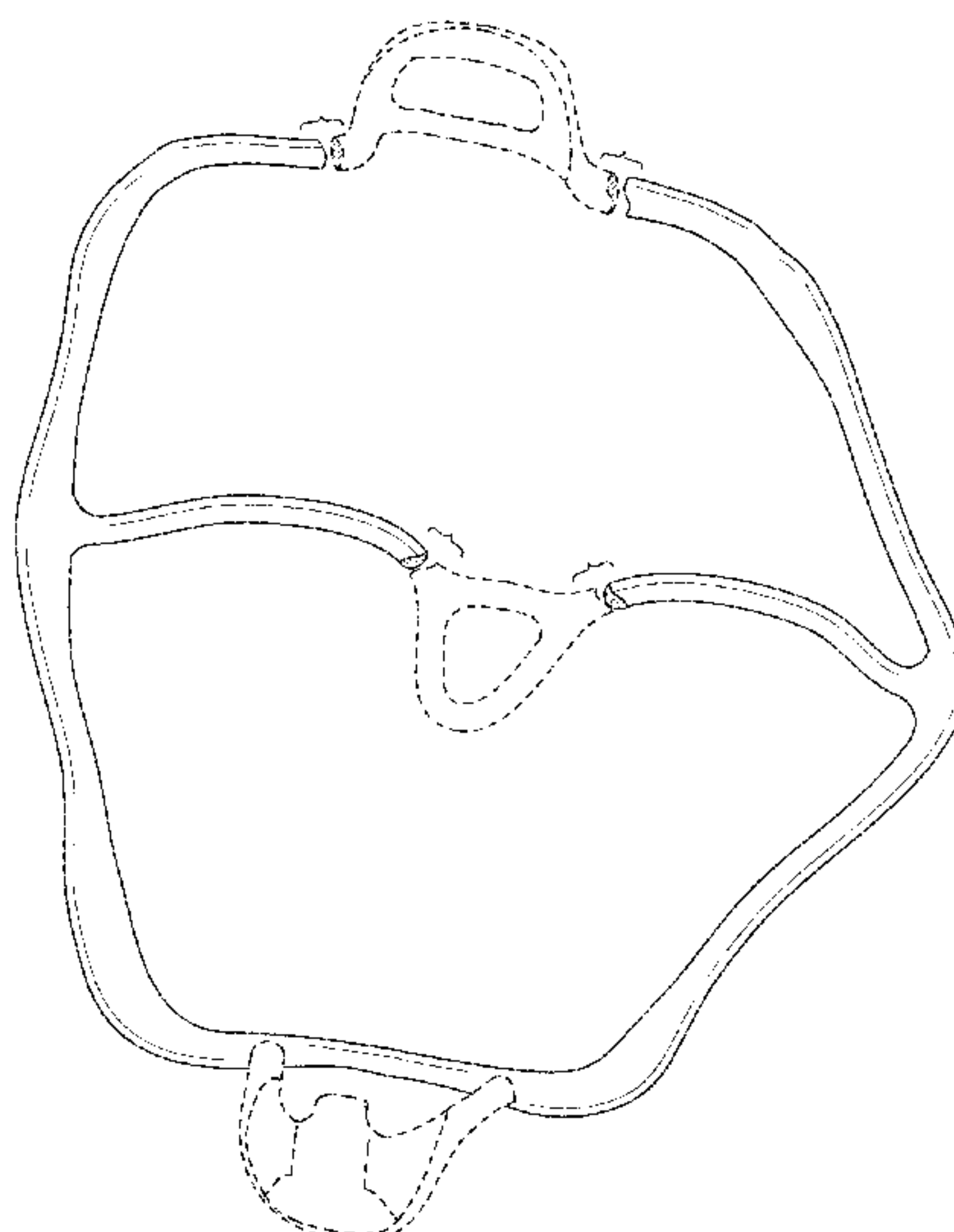
FIG. 7 is a top view of the cheek retractor device of FIG. 1; and,

FIG. 8 is a bottom view of the cheek retractor device of FIG. 1.

The cheek retractor device is shown with a symbolic break in its length. The appearance of any portion of the article between the break lines forms no part of the claimed design.

The broken lines shown in FIGS. 1-8 illustrate portions of the cheek retractor device that form no part of the claimed design.

1 Claim, 6 Drawing Sheets



(56)

References Cited

U.S. PATENT DOCUMENTS

3,241,550 A 3/1966 Gelarie
 3,332,417 A 7/1967 Blanford et al.
 3,396,468 A 8/1968 Dayhoff
 3,772,790 A 11/1973 Swan-gett et al.
 3,781,994 A 1/1974 Hesselgren
 3,916,880 A 11/1975 Schroer
 4,002,162 A 1/1977 Weisser
 4,019,255 A 4/1977 Cohen et al.
 4,053,984 A 10/1977 Moss
 4,179,815 A 12/1979 Hoffman
 4,200,089 A 4/1980 Inoue
 4,204,329 A 5/1980 Kahn
 4,215,477 A 8/1980 Shanel
 4,259,067 A 3/1981 Nelson
 4,511,329 A 4/1985 Diamond
 4,512,742 A 4/1985 Shanel
 4,585,416 A 4/1986 DeNiro
 4,592,344 A 6/1986 Scheer
 4,600,387 A 7/1986 Ross
 4,640,273 A 2/1987 Greene
 4,671,260 A 6/1987 Buckner
 4,695,253 A 9/1987 Tysse
 4,744,758 A 5/1988 Harrison et al.
 4,828,491 A 5/1989 Gray
 4,889,490 A 12/1989 Jensen et al.
 4,889,491 A 12/1989 Krygier et al.
 4,899,490 A 2/1990 Jokel
 4,952,143 A 8/1990 Becker et al.
 4,984,564 A 1/1991 Yuen
 5,011,409 A 4/1991 Gray
 5,032,178 A 7/1991 Cornell
 5,037,298 A 8/1991 Hickham
 5,078,604 A 1/1992 Malmin
 5,090,047 A 2/1992 Angotti et al.
 5,098,299 A 3/1992 Fischer
 5,104,317 A 4/1992 Riazzi
 5,115,799 A 5/1992 McGann
 5,190,546 A 3/1993 Jervis
 5,199,872 A 4/1993 Leal
 5,328,364 A 7/1994 Doyle
 5,340,313 A 8/1994 Hussin
 5,360,341 A 11/1994 Abramowitz
 5,366,478 A 11/1994 Brinkerhoff et al.
 5,460,524 A 10/1995 Anderson
 5,466,153 A 11/1995 Poindexter
 5,499,917 A 3/1996 Erickson et al.
 5,513,986 A 5/1996 Feltham et al.
 5,516,286 A 5/1996 Kushner
 5,524,644 A 6/1996 Crook
 5,590,504 A 1/1997 Heard et al.
 5,632,284 A 5/1997 Graether
 5,713,738 A 2/1998 Yarborough
 5,730,597 A 3/1998 Luttrell
 5,759,038 A 6/1998 Fischer
 5,803,734 A 9/1998 Knutson
 5,873,718 A 2/1999 Sullivan
 5,879,159 A 3/1999 Cipolla
 5,890,899 A 4/1999 Sclafani
 5,931,673 A 8/1999 Bolbolan
 5,964,770 A 10/1999 Flomenblit
 6,017,304 A 1/2000 Vierra et al.
 6,022,214 A 2/2000 Hirsch et al.
 6,089,740 A 7/2000 Forehand et al.
 6,102,701 A 8/2000 Engeron
 6,116,900 A 9/2000 Ostler
 6,162,055 A 12/2000 Montgomery et al.
 6,193,513 B1 2/2001 Pancallo
 6,231,343 B1 5/2001 Ishibashi et al.
 6,254,534 B1 7/2001 Butler et al.
 6,267,591 B1 7/2001 Barstow
 6,309,625 B1 10/2001 Jensen et al.
 6,343,933 B1 2/2002 Montgomery et al.
 6,361,320 B2 3/2002 Yarborough
 6,391,283 B1 5/2002 Jensen et al.
 6,416,319 B1 7/2002 Cipolla

6,416,322 B2 7/2002 Qualliotine
 6,436,034 B1 * 8/2002 Funatogawa A61H 1/02
 433/140
 6,450,983 B1 9/2002 Rambo
 6,485,301 B1 11/2002 Gemunder et al.
 6,500,002 B2 12/2002 Horiguchi
 6,514,075 B1 2/2003 Jacob
 6,688,783 B2 2/2004 Janosik et al.
 6,692,250 B1 2/2004 Decaudin et al.
 6,712,608 B2 3/2004 Bills et al.
 6,716,029 B2 4/2004 Fischer et al.
 6,733,290 B2 5/2004 West et al.
 6,752,630 B2 6/2004 Roetzer
 6,773,290 B2 8/2004 Lai
 6,783,363 B2 8/2004 Eguchi et al.
 D496,995 S 10/2004 Dorfman
 6,805,127 B1 10/2004 Karasic
 6,880,954 B2 4/2005 Ollett et al.
 D504,721 S 5/2005 Dorfman
 6,974,321 B2 12/2005 Hirsch et al.
 6,981,870 B2 1/2006 Heasley
 6,988,893 B2 1/2006 Haywood
 7,040,894 B2 5/2006 Horvath
 7,077,652 B2 7/2006 Kilcher et al.
 7,300,401 B2 * 11/2007 Patrickus A61C 17/043
 433/93
 D564,658 S * 3/2008 Anderson D24/135
 D615,203 S 5/2010 Hirsch et al.
 D617,455 S * 6/2010 Mori D24/135
 D652,143 S * 1/2012 Brown D24/135
 8,974,382 B2 * 3/2015 Taljaard A61M 16/0488
 128/200.26
 D737,964 S * 9/2015 Jessop D24/135
 2001/0012608 A1 8/2001 Darnell
 2001/0037053 A1 11/2001 Bonadio et al.
 2002/0022211 A1 2/2002 Horiguchi
 2003/0152196 A1 8/2003 Bratslavsky et al.
 2003/0198605 A1 10/2003 Montgomery
 2004/0005529 A1 1/2004 O'Neil
 2004/0033205 A1 2/2004 Date et al.
 2004/0049099 A1 3/2004 Ewers
 2004/0076926 A1 4/2004 Baughman
 2004/0084826 A1 5/2004 Kostiza
 2004/0097795 A1 5/2004 Horvath
 2004/0152051 A1 8/2004 Craig
 2004/0170945 A1 9/2004 Heasley
 2004/0209225 A1 10/2004 Kilcher et al.
 2004/0219486 A1 11/2004 Heasley
 2005/0048434 A1 3/2005 Cipolla et al.
 2005/0064370 A1 3/2005 Duret
 2005/0074720 A1 4/2005 Anderson
 2005/0171406 A1 8/2005 Dorfman et al.
 2005/0186535 A1 8/2005 Bills et al.
 2005/0227199 A1 10/2005 Patrickus
 2005/0265933 A1 12/2005 Montgomery et al.
 2006/0003284 A1 1/2006 Sale et al.
 2006/0069316 A1 3/2006 Dorfman et al.
 2006/0115789 A1 6/2006 Wishart
 2006/0155171 A1 * 7/2006 Yang A61B 1/0676
 600/238
 2006/0234187 A1 10/2006 Kilcher et al.
 2007/0148619 A1 6/2007 Anderson
 2007/0231773 A1 10/2007 Pontynen et al.
 2007/0270965 A1 11/2007 Ferguson
 2008/0153058 A1 6/2008 Horvath
 2009/0081611 A1 3/2009 Hines
 2011/0060194 A1 * 3/2011 Risto A61B 1/32
 600/210
 2013/0230822 A1 9/2013 Hines

FOREIGN PATENT DOCUMENTS

EP 1455636 B1 4/2009
 JP S51-797 1/1976
 JP H1-69510 5/1989
 JP 2002017670 1/2002
 JP WO 0207636 A1 1/2002
 JP 2005511232 T2 4/2005
 JP 3851631 B2 11/2006

(56)

References Cited

FOREIGN PATENT DOCUMENTS

JP	2007-209635	8/2007
KR	1019980087815	12/1998
KR	20-0359447	8/2004
WO	WO03051185 A1	6/2003
WO	WO2004075927 A2	9/2004
WO	WO2007115144 A2	10/2007
WO	WO2007115144 A3	10/2007
WO	WO2009042957 A2	4/2009
WO	WO2009042957 A3	5/2009

OTHER PUBLICATIONS

U.S. Appl. No. 61/789,929, filed Mar. 15, 2013, Jessop et al.
 U.S. Appl. No. 29/485,036, filed Mar. 14, 2014, Jessop et al.
 U.S. Appl. No. 29/532,890, filed Jul. 10, 2015, Jessop et al.
 U.S. Appl. No. 14/776,867, filed Sep. 15, 2015, Jessop et al.
 U.S. Appl. No. 14/858,954, filed Sep. 18, 2015, Jessop et al.
 Isolite Systems. Isolite i2. Available at: www.isolitesystems.com. Accessed on Oct. 21, 2008.
 Kerr Corporation. Consumable Dental Restorative Materials Manufacturer. Available at: www.kerrhawe.com Accessed on Oct. 21, 2008.

Ivoclar Vivadent Inc. OptraDam Available at: www.ivoclar.co.nz. Accessed on Oct. 21, 2008.
 OptiDAM. Available at www.kerrhawe.com. Accessed Jul. 10, 2007.
 OptraGate. Available at www.ivoclar.co.nz. Accessed Jul. 10, 2007.
 Dentapops. Available at http://dynaflex.com/en-us/dept_329.html. Accessed Jul. 10, 2007.
 Drysolator: Dental Dry Isolator. Available at <http://drysolator.com/index.html>. Accessed on Jul. 31, 2007 (2 pages).
 Full Arch Dry Field System. Available at <http://www.nolaspecialties.com/fulardryfiel.html>. Accessed on Jul. 31, 2007 (1 Page).
 Notice of Rejection in Japanese Patent Application No. 2010-527217 dated Mar. 11, 2014, acting as English Translation of cited reference JP H1-69510.
 U.S. Appl. No. 12/239,477, mail date Apr. 22, 2011, Office Action.
 U.S. Appl. No. 12/239,477, mail date Nov. 14, 2011, Office Action.
 U.S. Appl. No. 12/239,477, mail date Feb. 12, 2013, Office Action.
 U.S. Appl. No. 12/239,477, mail date Sep. 23, 2013, Office Action.
 U.S. Appl. No. 13/829,609, mail date Jun. 25, 2014, Office Action.
 U.S. Appl. No. 13/829,609, mail date Nov. 26, 2014, Office Action.
 U.S. Appl. No. 29/485,036, mail date Jun. 24, 2015, Notice of Allowance.
 U.S. Appl. No. 29/532,890, Mar. 18, 2016, Notice of Allowance.
 U.S. Appl. No. 13/829,609, Mar. 29, 2016, Notice of Allowance.

* cited by examiner

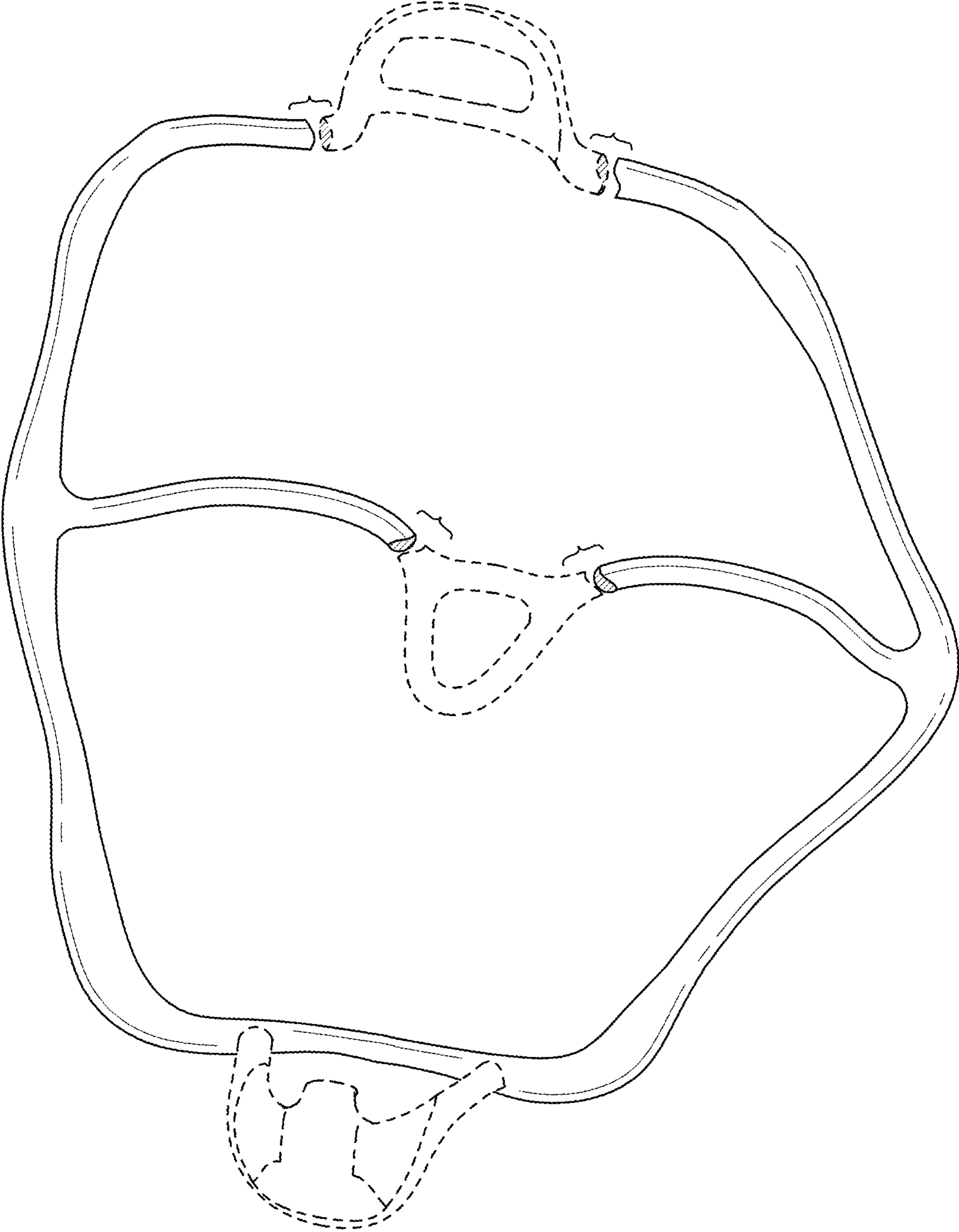


FIG. 1

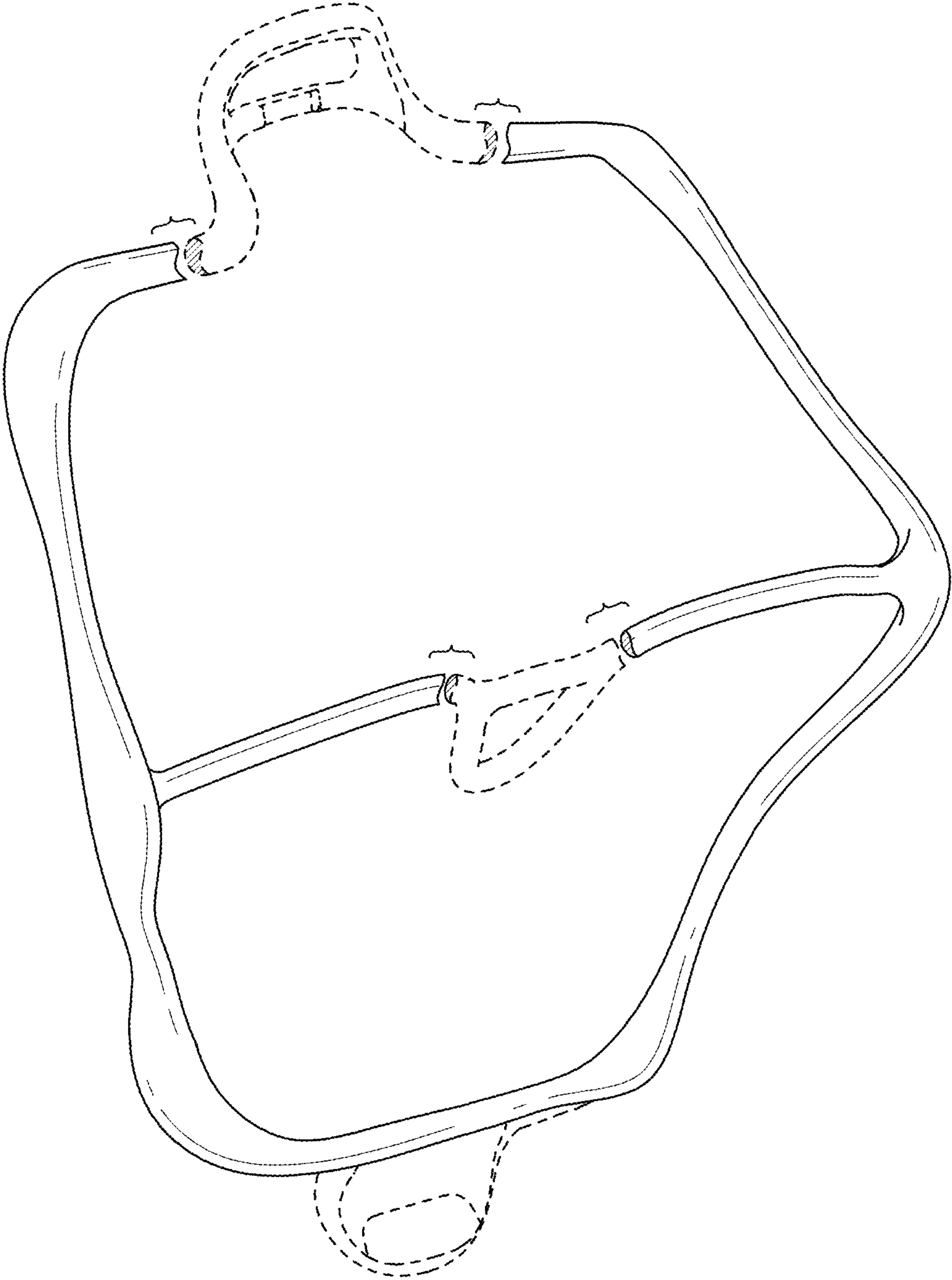


FIG. 2

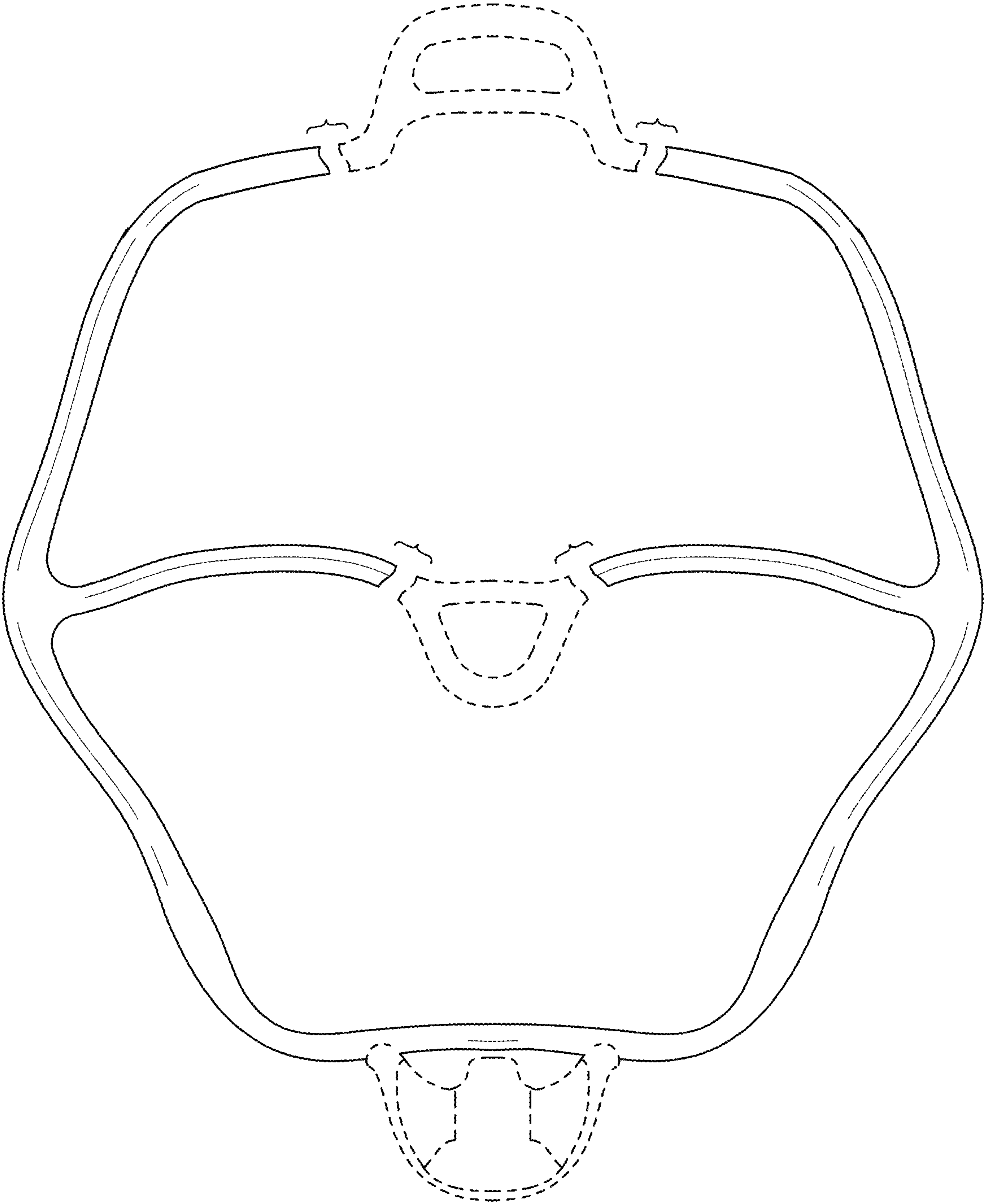


FIG. 3

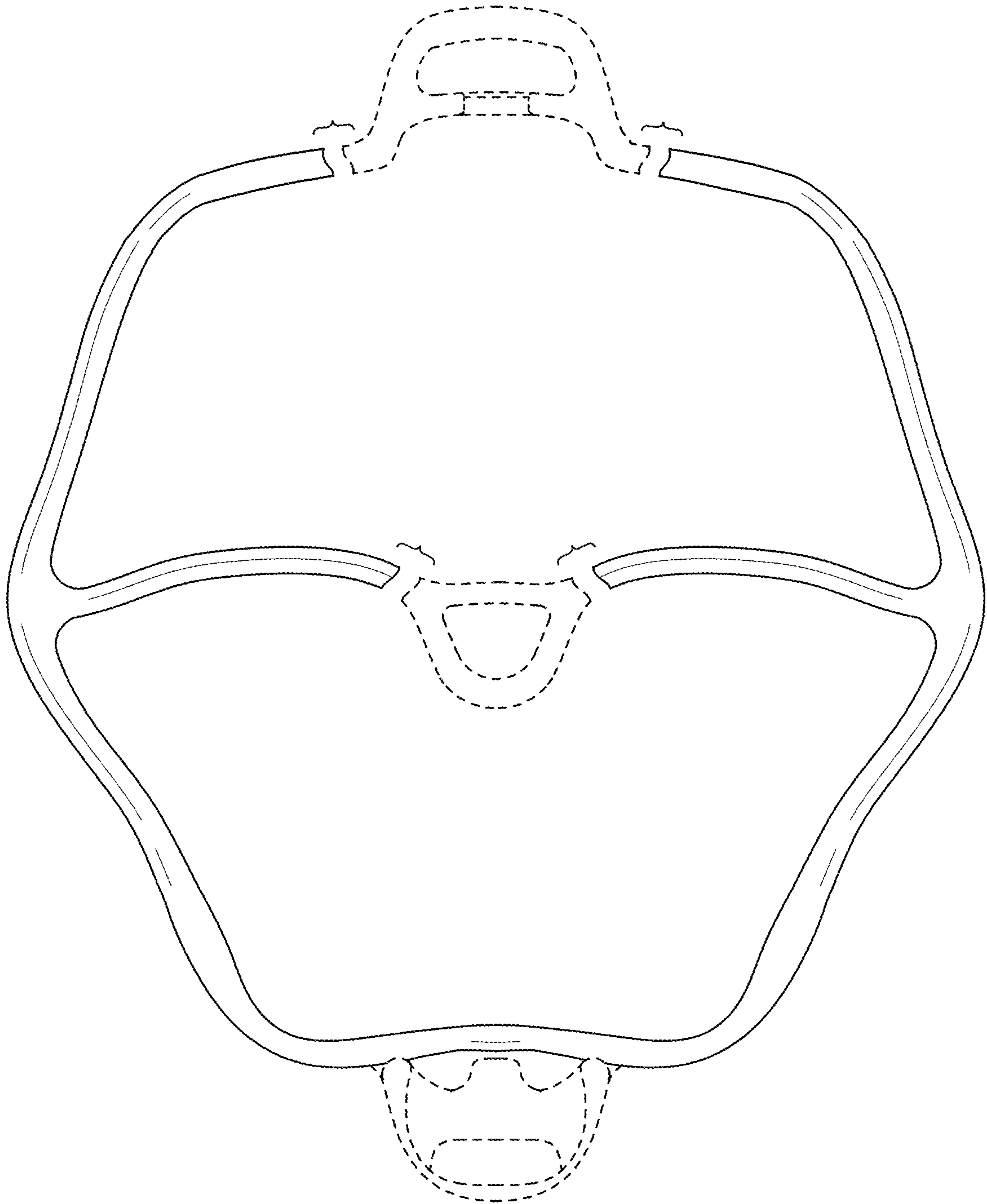


FIG. 4

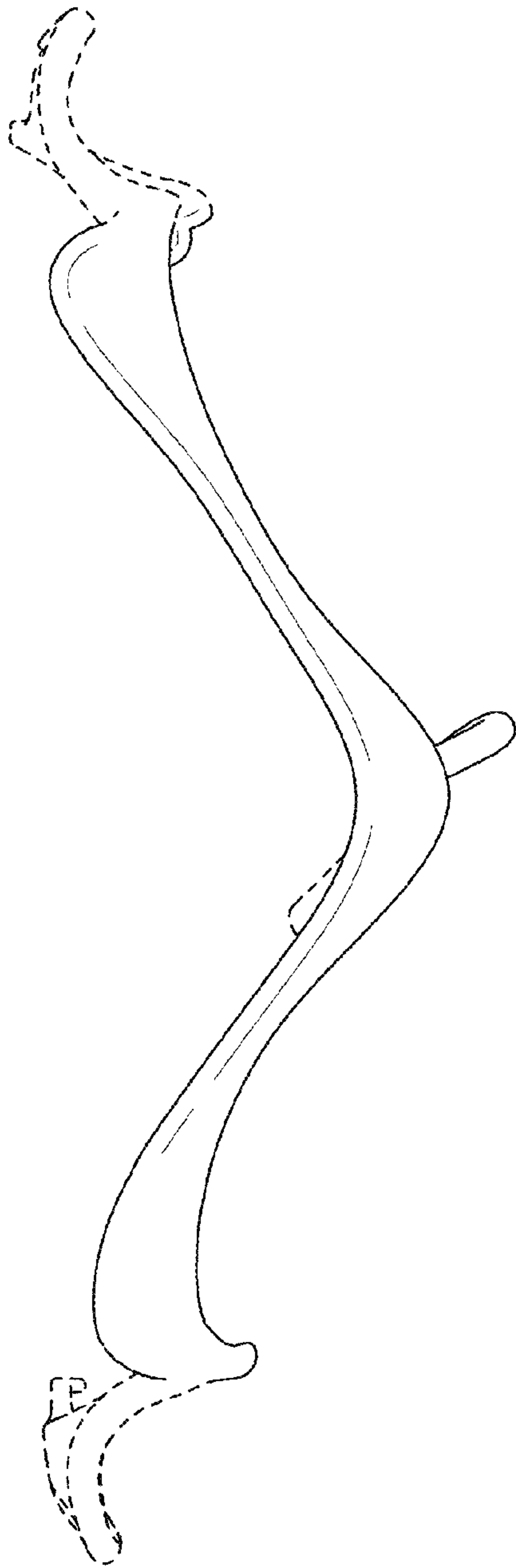


FIG. 5

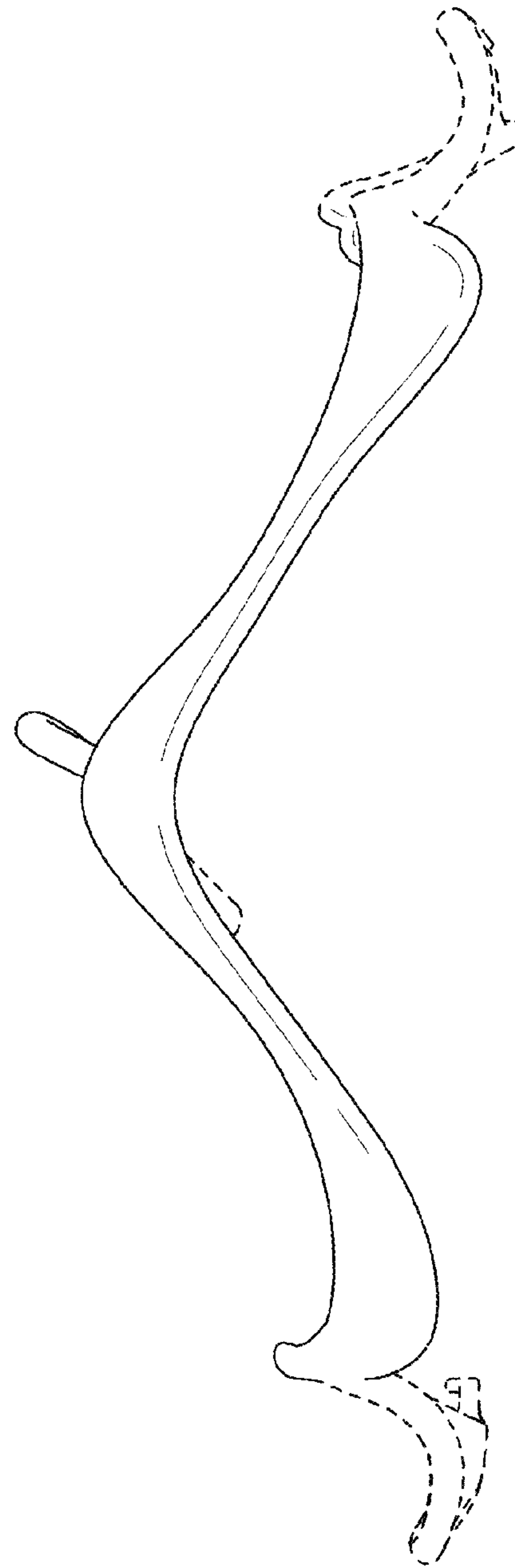


FIG. 6

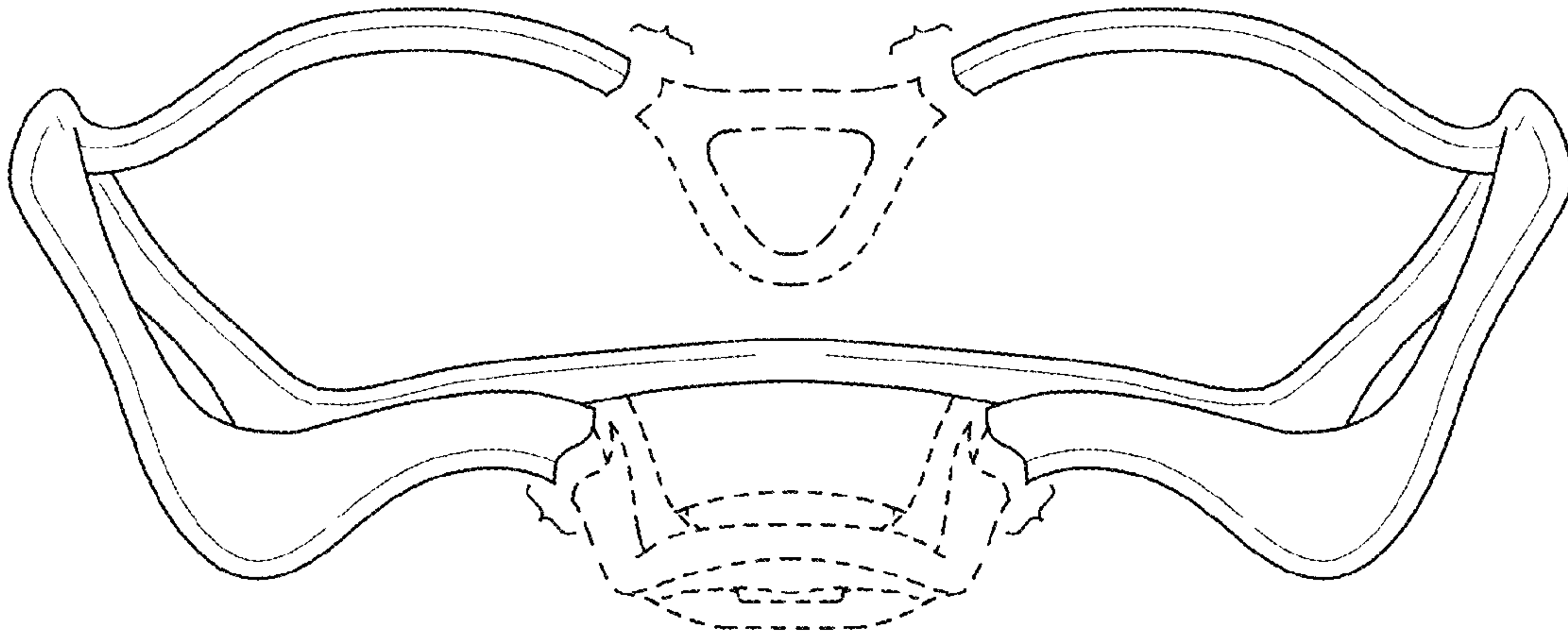


FIG. 7

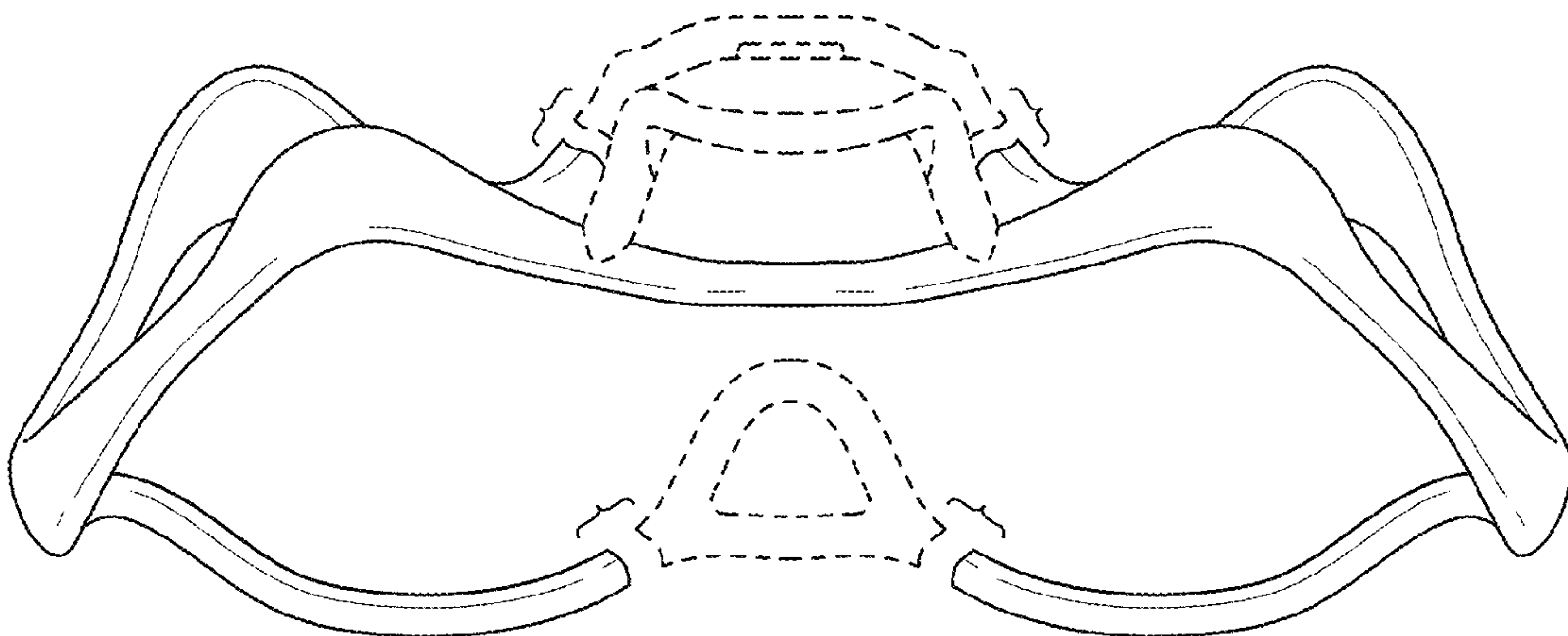


FIG. 8