



US00D763443S

(12) **United States Design Patent**  
**Chen et al.**

(10) **Patent No.:** **US D763,443 S**  
(45) **Date of Patent:** **\*\* Aug. 9, 2016**

(54) **TATTOO TUBE GRIP**

(71) Applicants: **Michael Chen**, Irvine, CA (US); **Billy Chen**, Irvine, CA (US); **Wen Wei**, San Ramon, CA (US)

(72) Inventors: **Michael Chen**, Irvine, CA (US); **Billy Chen**, Irvine, CA (US); **Wen Wei**, San Ramon, CA (US)

(\*\*) Term: **15 Years**

(21) Appl. No.: **29/529,112**

(22) Filed: **Jun. 3, 2015**

(51) **LOC (10) Cl.** ..... **24-02**

(52) **U.S. Cl.**  
USPC ..... **D24/133; D24/146**

(58) **Field of Classification Search**  
USPC ..... D24/133, 140, 144, 146-147; D19/174, D19/199  
CPC ..... A61M 37/00; A61M 37/0076; A61M 37/0084

See application file for complete search history.

(56) **References Cited**

U.S. PATENT DOCUMENTS

4,862,772	A *	9/1989	Piperato	.....	A61M 37/0076
					206/363
5,551,319	A *	9/1996	Spaulding	.....	A61M 37/0076
					30/362
7,393,114	B2 *	7/2008	Devlin	.....	A61M 37/0076
					362/109
7,748,294	B2 *	7/2010	Jarboe	.....	A61M 37/0076
					30/362
D677,790	S *	3/2013	Little	.....	D24/133
8,522,647	B1 *	9/2013	Dixon	.....	A61M 37/0076
					30/362

D737,972	S *	9/2015	Chen	.....	D24/133
D739,019	S *	9/2015	Chen	.....	D24/147
2009/0326570	A1 *	12/2009	Brown	.....	A61M 37/0076
					606/186
2010/0192730	A1 *	8/2010	Dubin	.....	A61M 37/0076
					81/9.22
2010/0206138	A1 *	8/2010	Clark	.....	A61M 37/0076
					81/9.22
2011/0125179	A1 *	5/2011	Dell'Aquila	.....	A61M 37/0076
					606/186
2012/0265232	A1 *	10/2012	Surbone	.....	A61M 37/0076
					606/186
2013/0226211	A1 *	8/2013	Xiao	.....	A61M 37/0076
					606/186

\* cited by examiner

*Primary Examiner* — Wan Laymon

(74) *Attorney, Agent, or Firm* — QuickPatents, LLC; Kevin Prince

(57) **CLAIM**

We claim the ornamental design for a tattoo tube grip, as shown and described.

**DESCRIPTION**

FIG. 1 is a perspective view of a tattoo tube grip, showing our new design;

FIG. 2 is a top plan view thereof;

FIG. 3 is a bottom plan view thereof;

FIG. 4 is a left-side elevational view thereof;

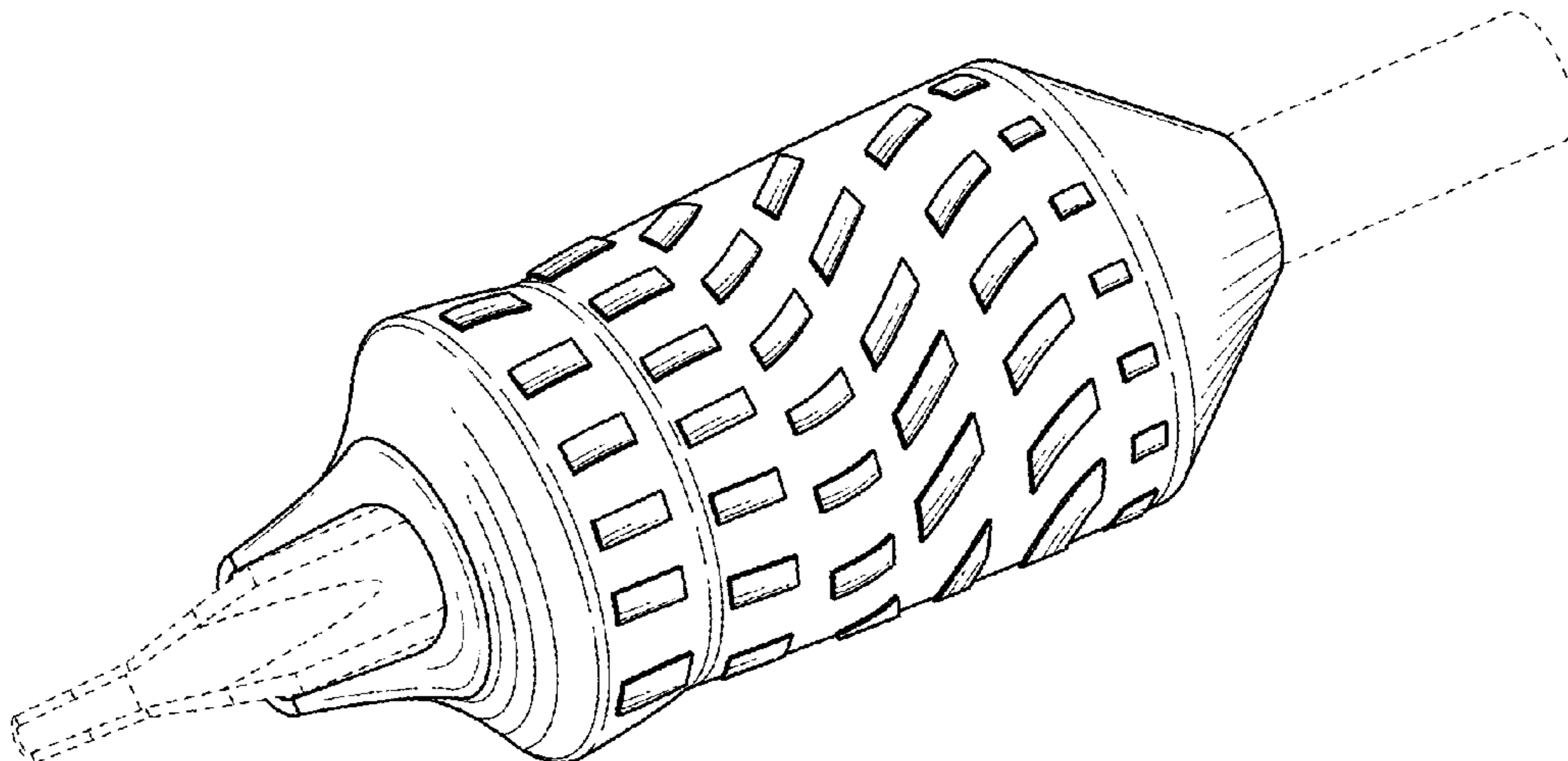
FIG. 5 is a right-side elevational view thereof;

FIG. 6 is a front elevational view thereof; and,

FIG. 7 is a rear elevational view thereof.

The broken lines showing a tattoo needle tube in the figures depict environmental matter and form no part of the claimed design.

**1 Claim, 3 Drawing Sheets**



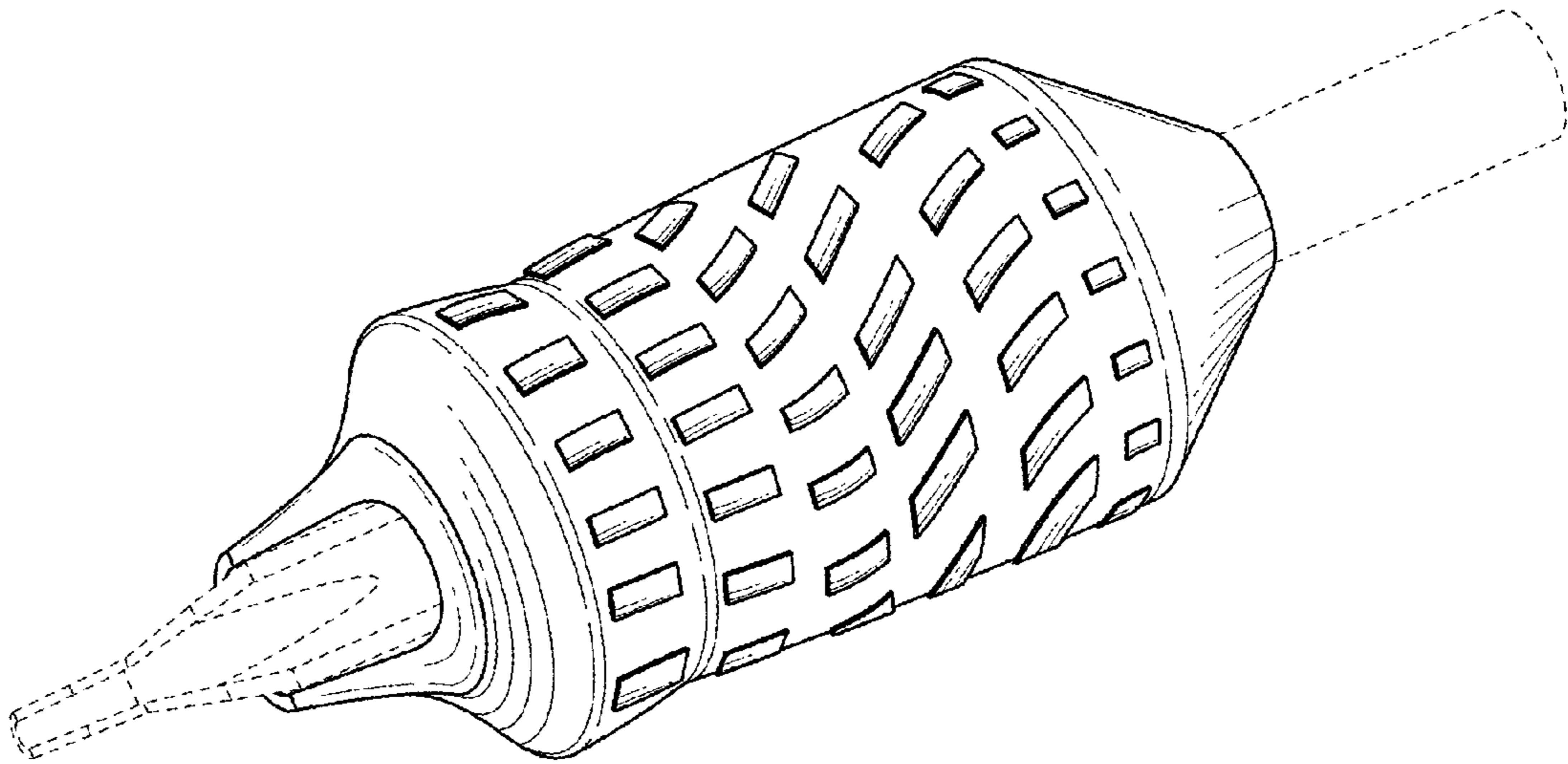


FIG. 1




FIG. 2




FIG. 3




FIG. 4

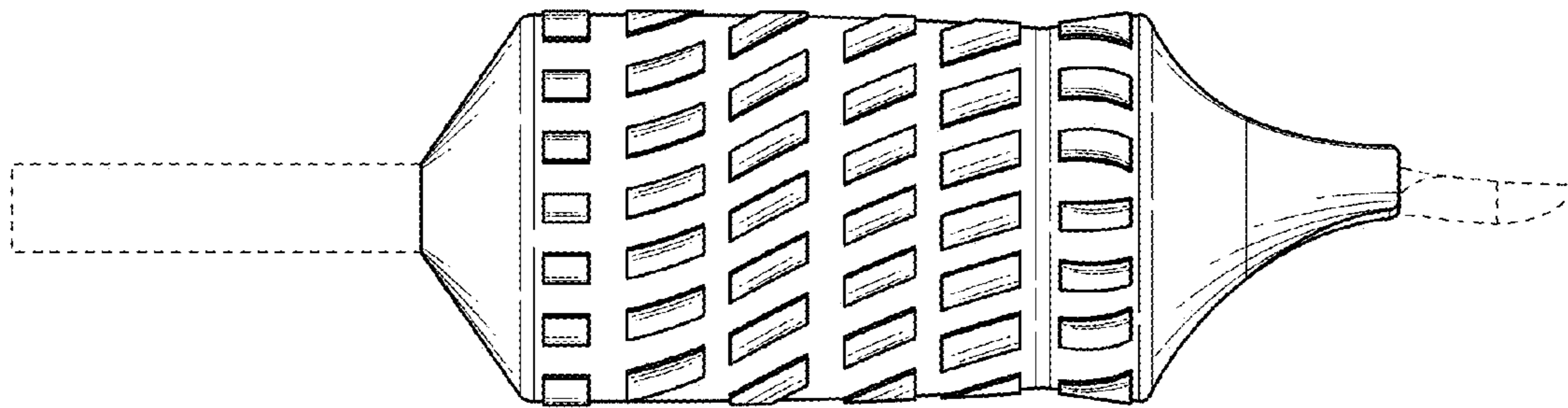


FIG. 5

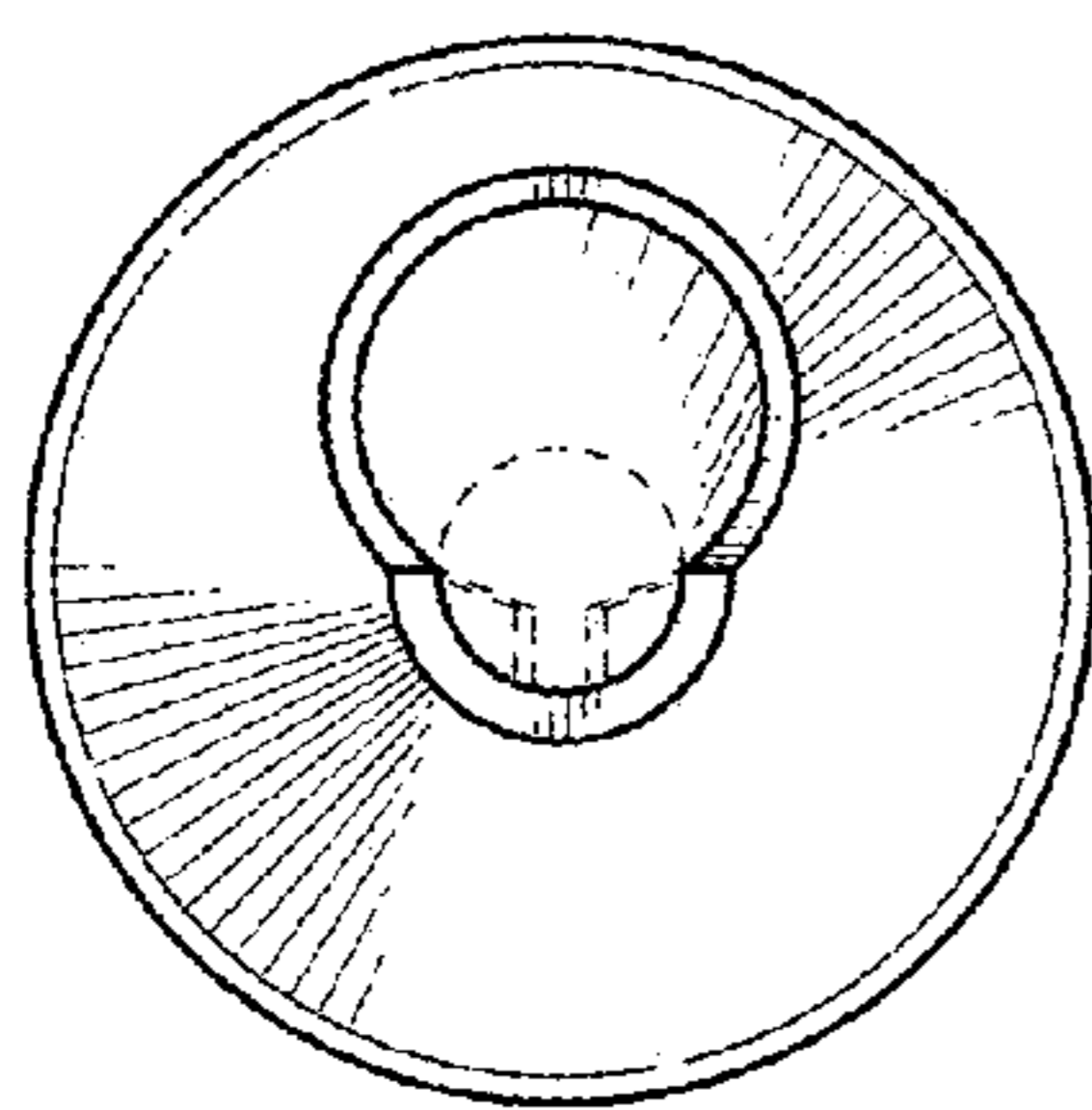


FIG. 6

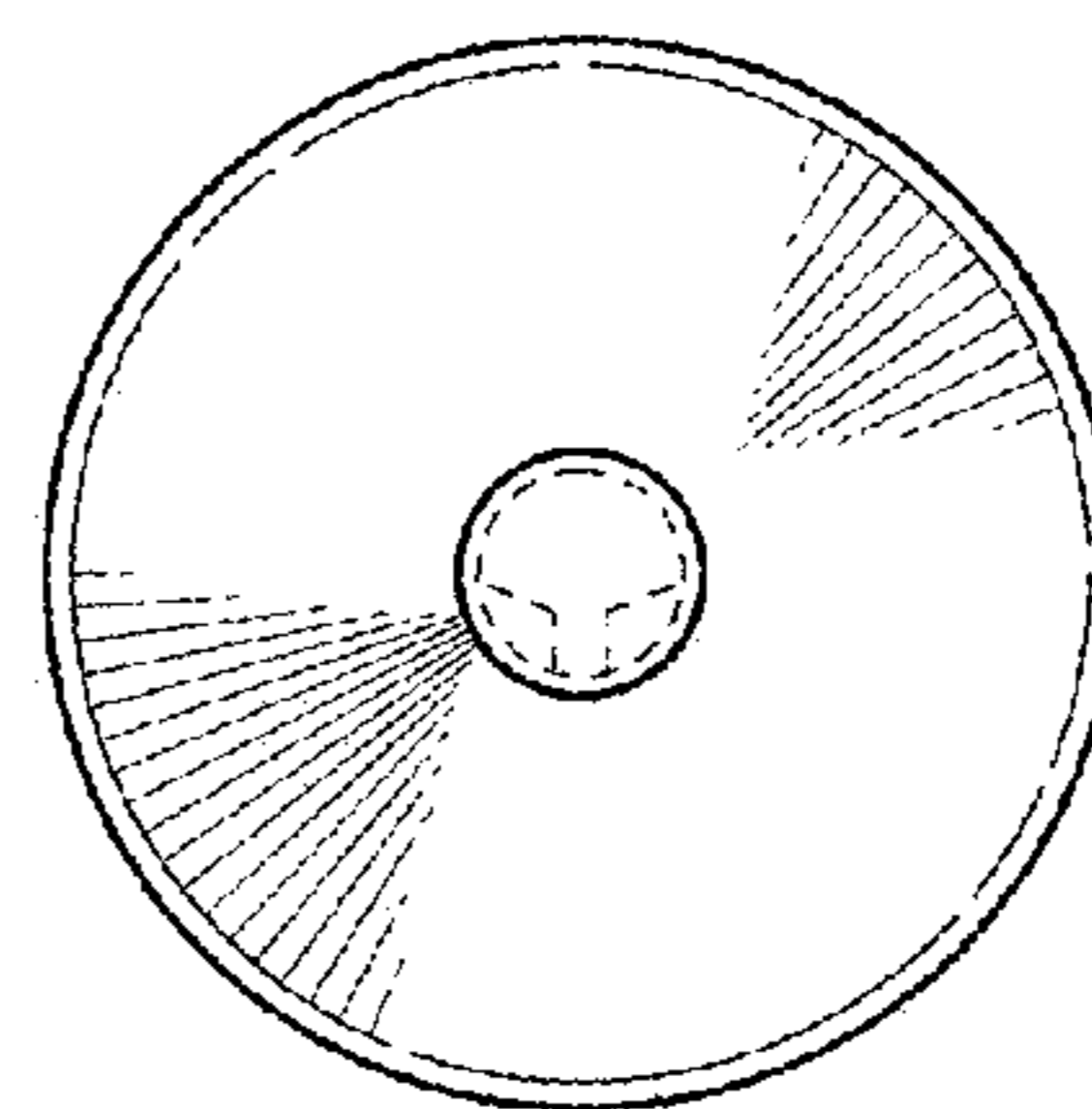


FIG. 7