



US00D763438S

(12) **United States Design Patent**
Gouret

(10) **Patent No.:** **US D763,438 S**

(45) **Date of Patent:** **** Aug. 9, 2016**

(54) **MEDICAL INSTRUMENT**

(71) Applicant: **IMV TECHNOLOGIES**, Saint Ouen sur Iton (FR)

(72) Inventor: **Cyrille Gouret**, La Chapelle Viel (FR)

(73) Assignee: **IMV TECHNOLOGIES**, Saint Ouen sur Iton (FR)

(**) Term: **14 Years**

(21) Appl. No.: **29/477,875**

(22) Filed: **Dec. 27, 2013**

(30) **Foreign Application Priority Data**

Jun. 28, 2013 (EM) 002264762-0002

(51) **LOC (10) Cl.** **24-02**

(52) **U.S. Cl.**
USPC **D24/112; D24/108; D24/130; D24/133; D24/140**

(58) **Field of Classification Search**
USPC D24/108, 110, 110.4, 110.5, 112, 130, D24/133, 222, 140; 600/35, 573; 141/180; D10/70, 71
See application file for complete search history.

(56) **References Cited**

U.S. PATENT DOCUMENTS

D174,106 S *	3/1955	Boppel	D10/64
D260,974 S *	9/1981	Lesser	D10/101
D301,616 S *	6/1989	Harada	D24/174
D322,671 S *	12/1991	Szwarc	D24/130
D345,419 S *	3/1994	Horrigan et al.	D24/130
5,477,849 A *	12/1995	Fry	128/200.14
D375,159 S *	10/1996	Johansson	D24/112
D379,854 S *	6/1997	Hirsch et al.	D24/112
D418,916 S *	1/2000	Bastable	D24/108
D445,176 S *	7/2001	Landers	D24/114
6,293,905 B1 *	9/2001	Saint-Ramon	600/35

D492,772 S *	7/2004	Austin	D24/110.6
D496,728 S *	9/2004	Holsinger	D24/108
D558,339 S *	12/2007	Christopher et al.	D24/130
D574,932 S *	8/2008	Zhuang	D23/266
D597,204 S *	7/2009	Oberlaender	D24/133
D627,064 S *	11/2010	Appelbaum	D24/130
D629,515 S *	12/2010	Laurence	D24/130
D666,712 S *	9/2012	Laurence	D24/130
D683,448 S *	5/2013	Sidhu et al.	D24/112
D683,449 S *	5/2013	Sidhu et al.	D24/112
D685,522 S *	7/2013	Potter et al.	D27/101
D694,137 S *	11/2013	Kinz	D10/70
D696,418 S *	12/2013	Duquet	D24/222
D699,837 S *	2/2014	Ericsson	D24/112
D713,028 S *	9/2014	Yevmenenko	D24/130
D715,921 S *	10/2014	Wan	D24/112
D724,199 S *	3/2015	Bambot et al.	D24/112
D724,200 S *	3/2015	Brannon	D24/112
D727,527 S *	4/2015	Tao	D24/222
D743,821 S *	11/2015	Memetaj	D10/71
2005/0131275 A1 *	6/2005	Mena Gerico	600/35
2007/0156035 A1 *	7/2007	Graneto et al.	600/309
2008/0188708 A1 *	8/2008	Minow	600/35

* cited by examiner

Primary Examiner — Garth Rademaker

Assistant Examiner — Samantha Q Lawrence

(74) *Attorney, Agent, or Firm* — Young & Thompson

(57) **CLAIM**

The ornamental design for a medical instrument, as shown and described.

DESCRIPTION

FIG. 1 is a front, side perspective view showing a medical instrument;

FIG. 2 is a front elevation view thereof;

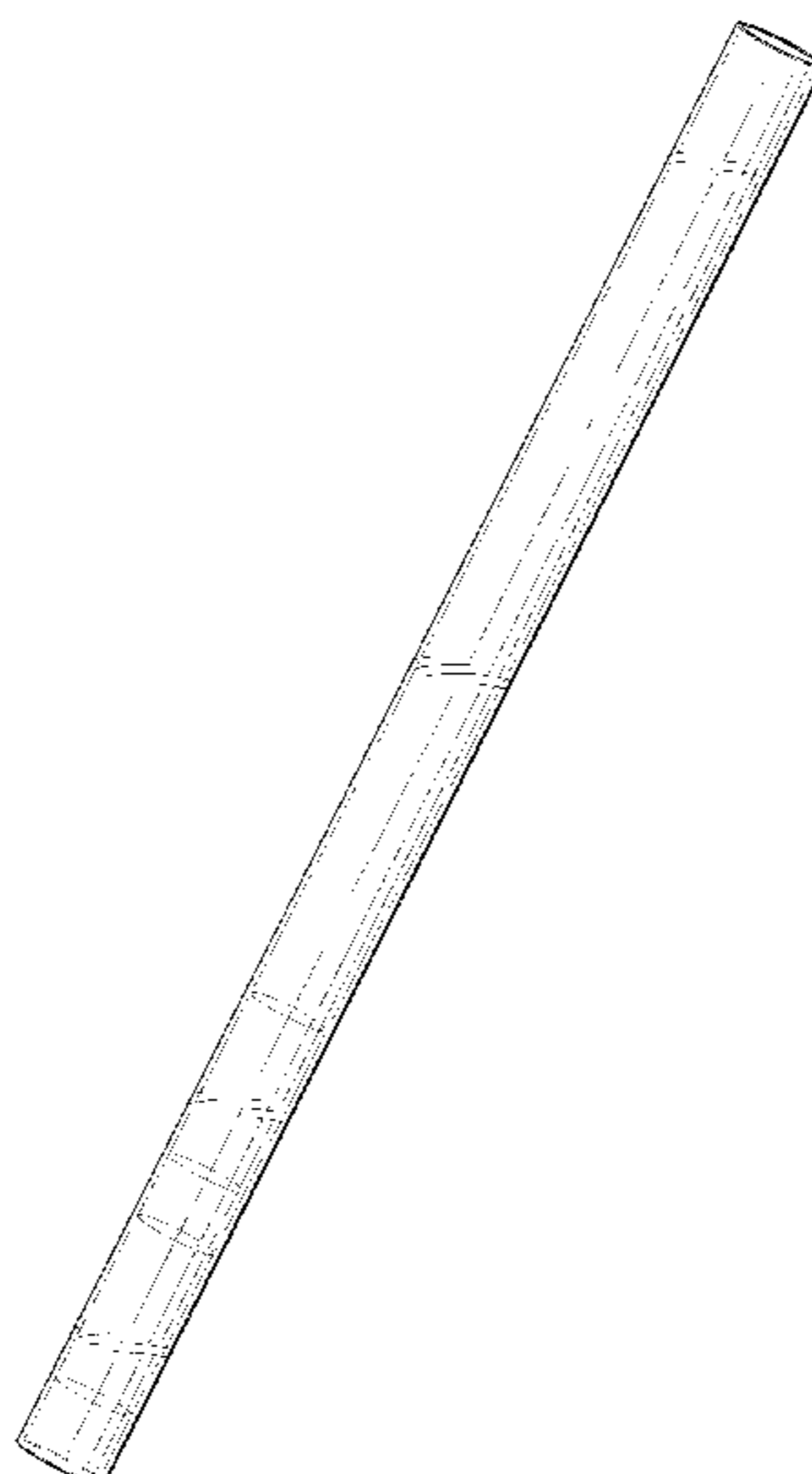
FIG. 3 is a rear elevation view thereof;

FIG. 4 is a top plan view thereof; and,

FIG. 5 is a bottom plan view thereof.

The left and right sides of the design are identical to the top, as shown in FIG. 1.

1 Claim, 2 Drawing Sheets



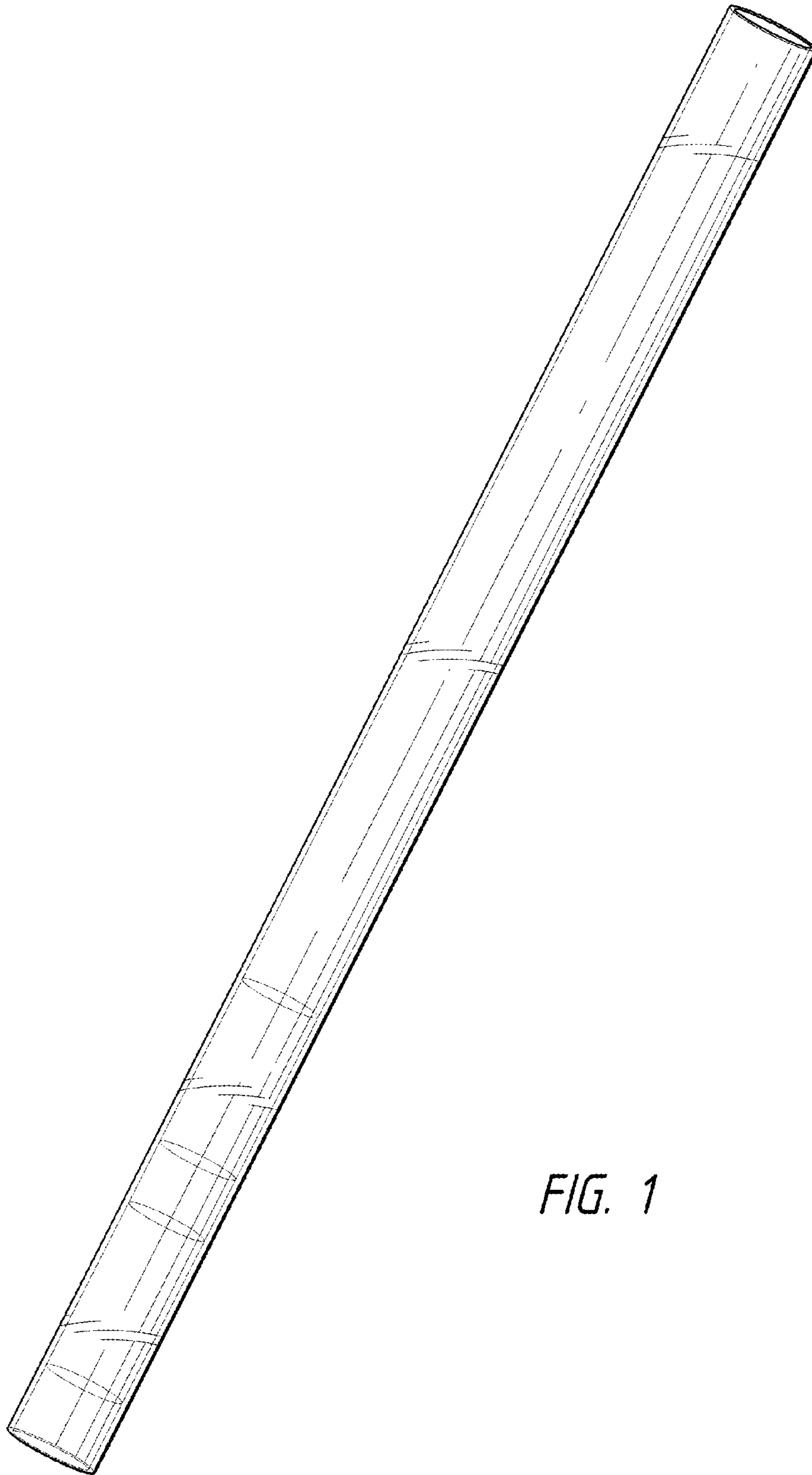


FIG. 1




FIG. 2




FIG. 3

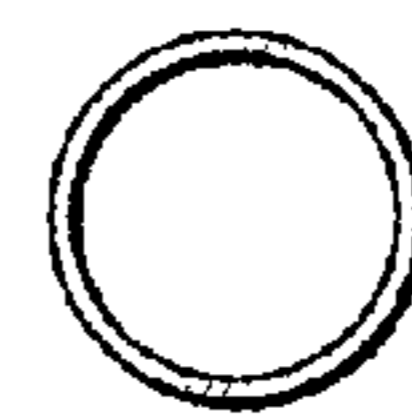


FIG. 4

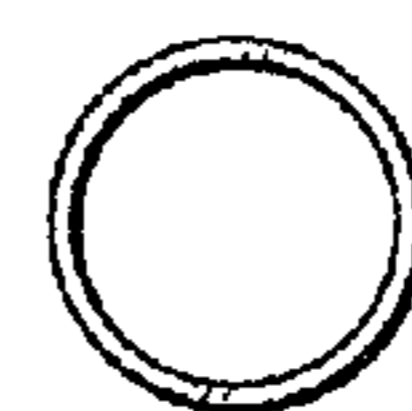


FIG. 5