



US00D763410S

(12) **United States Design Patent**  
**Schoenherr et al.**

(10) **Patent No.:** **US D763,410 S**  
(45) **Date of Patent:** **\*\* Aug. 9, 2016**

(54) **SHOWER CONTROL**

(71) Applicant: **Hansgrohe SE**, Schiltach (DE)

(72) Inventors: **Tom Schoenherr**, Stuttgart (DE); **Marco Flaig**, Stuttgart (DE); **Claudia Tietge**, Ditzingen (DE)

(73) Assignee: **Hansgrohe SE**, Schiltach (DE)

(\*\*) Term: **15 Years**

(21) Appl. No.: **29/530,747**

(22) Filed: **Jun. 19, 2015**

(30) **Foreign Application Priority Data**

Dec. 19, 2014 (EM) ..... 002602219-0002

(51) **LOC (10) CL.** ..... **23-01**

(52) **U.S. CL.**  
USPC ..... **D23/250**

(58) **Field of Classification Search**  
USPC ..... D23/238–243, 249–250, 252, 254;  
D10/49–51, 102–103, 96; D14/485,  
D14/488–490, 492, 494  
CPC ..... E03C 1/04; E03C 1/0401; E03C 1/0402;  
E03C 1/0404  
See application file for complete search history.

(56) **References Cited**

**U.S. PATENT DOCUMENTS**

6,317,717 B1 \* 11/2001 Lindsey ..... E03C 1/055  
137/559  
D540,922 S 4/2007 Starck

D575,647 S \* 8/2008 Lobermeier ..... D10/102  
D591,182 S \* 4/2009 Schoenherr ..... D10/49  
D603,022 S \* 10/2009 Schonherr ..... D23/245  
D613,627 S \* 4/2010 Wang ..... D10/50  
D613,825 S \* 4/2010 Ishikawa ..... D23/254  
D741,454 S \* 10/2015 Freier ..... D23/250  
D753,679 S \* 4/2016 Chang ..... D14/485

**FOREIGN PATENT DOCUMENTS**

EM 000887732-0001 2/2008  
EM 000887732-0002 2/2008  
EM 001090567-0003 2/2009  
EM 002302570-0001 9/2013  
EM 002533992-0003 9/2014

\* cited by examiner

*Primary Examiner* — Robert Delehanty

(74) *Attorney, Agent, or Firm* — Lora J. Graentzdoerffer

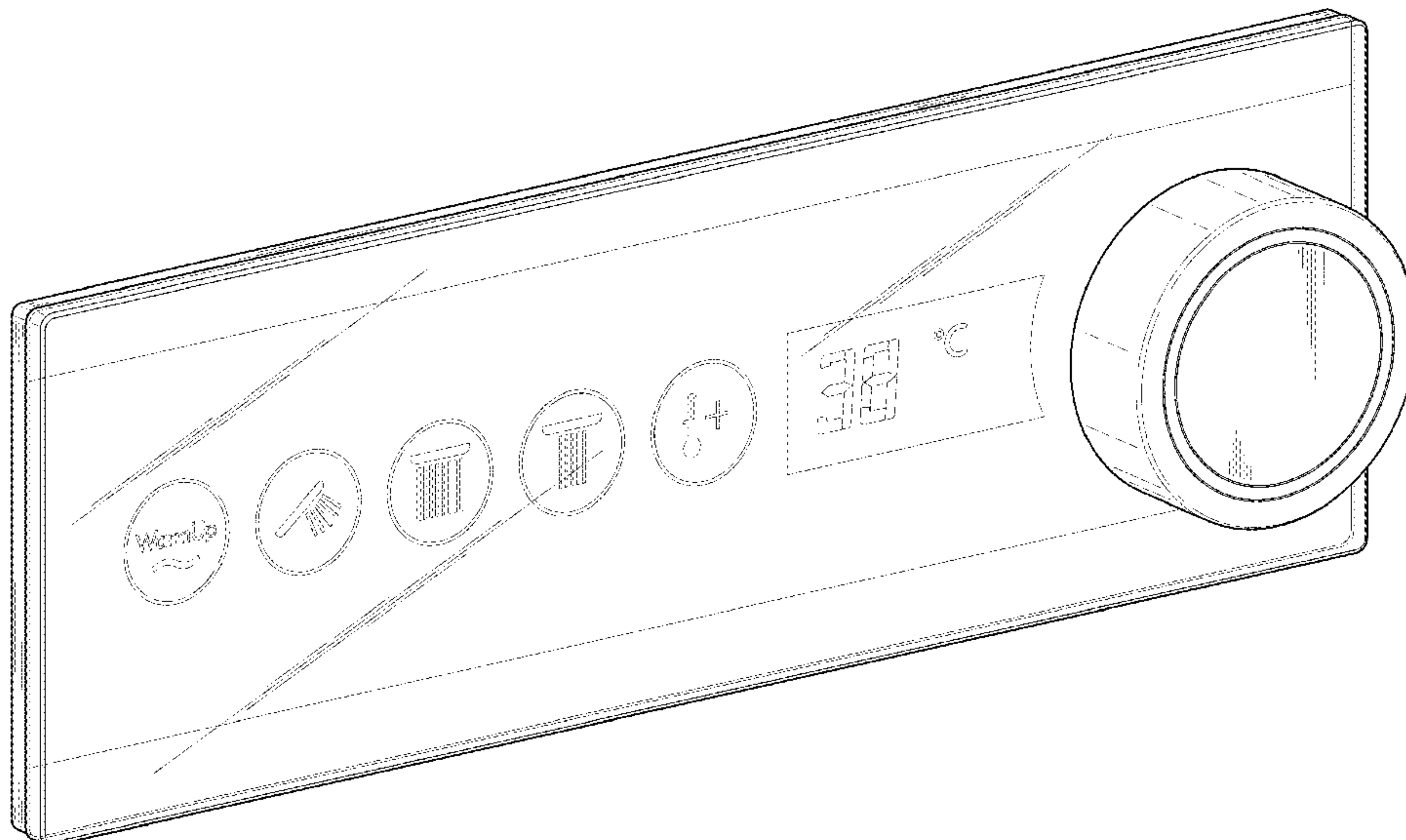
(57) **CLAIM**

The ornamental design for a shower control, as shown and described.

**DESCRIPTION**

FIG. 1 is a perspective view of a shower control showing our design;  
FIG. 2 is a front elevation view;  
FIG. 3 is a rear elevation view;  
FIG. 4 is a right side elevation view; the left side elevation view being a mirror image; and,  
FIG. 5 is a top plan view; the bottom plan view being a mirror image.  
The broken-line disclosure in the views represents portions of the shower control in which the claimed design is embodied, but which form no part of the claimed design.

**1 Claim, 5 Drawing Sheets**



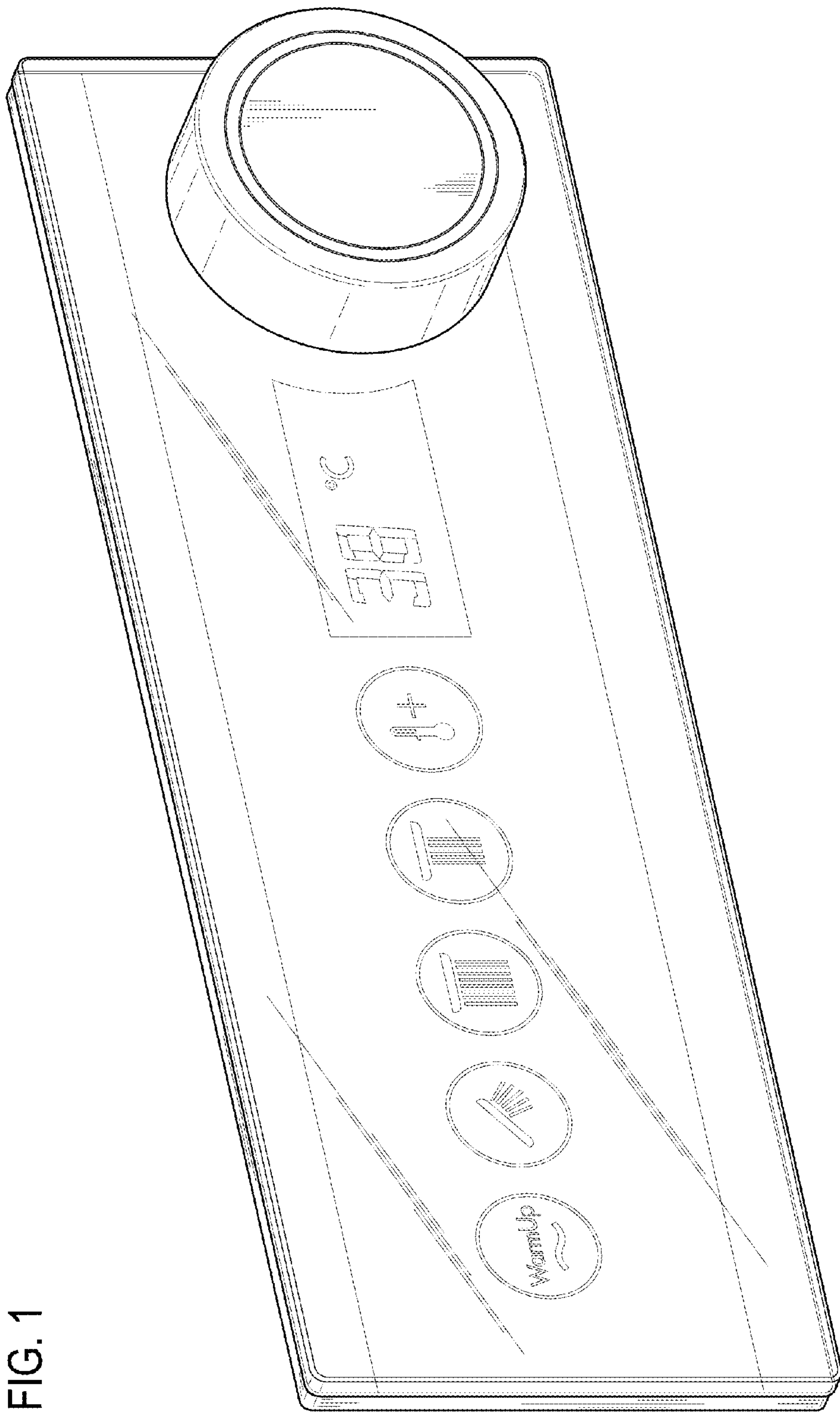


FIG. 1

FIG. 2

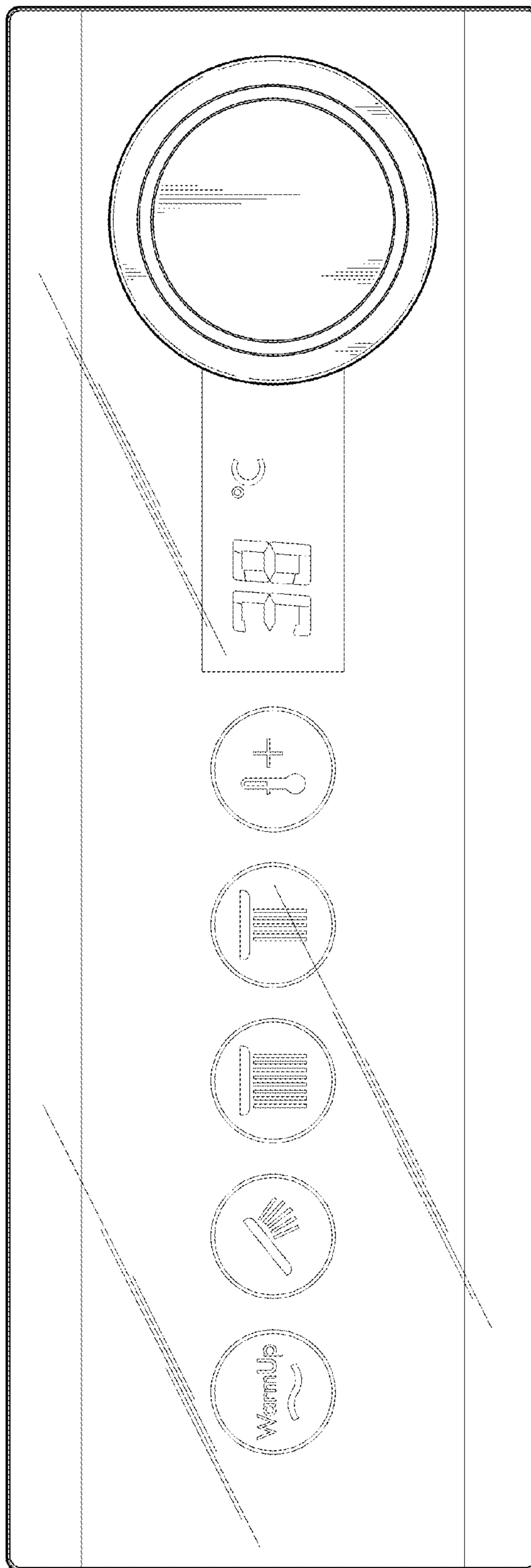


FIG. 3


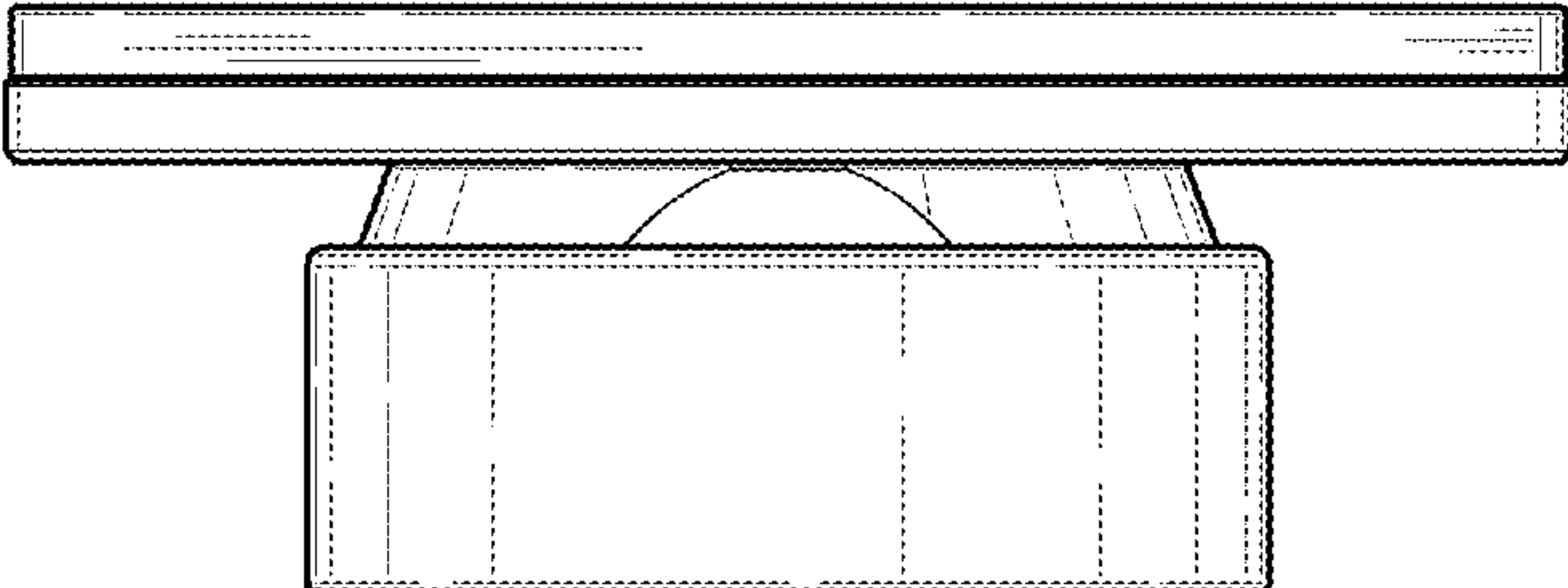


FIG. 4






FIG. 5