

US00D763387S

(12) **United States Design Patent**
Pierce et al.

(10) **Patent No.:** **US D763,387 S**

(45) **Date of Patent:** **** Aug. 9, 2016**

(54) **SURFBOARD FIN**

(71) Applicants: **Bradley Pierce**, Dana Point, CA (US);
Kevin Chapin, Dana Point, CA (US)

(72) Inventors: **Bradley Pierce**, Dana Point, CA (US);
Kevin Chapin, Dana Point, CA (US)

(**) Term: **14 Years**

(21) Appl. No.: **29/474,742**

(22) Filed: **Jan. 26, 2015**

(51) **LOC (10) Cl.** **21-02**

(52) **U.S. Cl.**
USPC **D21/778**

(58) **Field of Classification Search**
USPC D21/684-685, 760-761, 765-766,
D21/768-777, 778; 114/253, 345-346;
441/74-75; 472/128-129; D12/5, 6,
D12/316; 280/601, 609, 637, 11.36
CPC B63B 35/79; B63B 35/73; B63B 1/00
See application file for complete search history.

(56) **References Cited**

U.S. PATENT DOCUMENTS

D257,786 S * 1/1981 Vann D21/778
4,320,546 A * 3/1982 Knox B63B 35/793
114/274
4,352,335 A * 10/1982 Sugden B63B 41/00

114/143
D528,166 S * 9/2006 Wright D21/769
D680,182 S * 4/2013 Holliday D21/778

* cited by examiner

Primary Examiner — Zenia Bennett

(74) *Attorney, Agent, or Firm* — G. Donald Weber, Jr.

(57) **CLAIM**

The ornamental surfboard fin design, as shown and described in FIGS. 1-7.

DESCRIPTION

FIG. 1 is an oblique view of the front end and a side surface of the surfboard fin.

FIG. 2 is the front view of the surfboard fin of the invention shown in FIG. 1.

FIG. 3 is the rear view of the surfboard fin shown in FIGS. 1 and 2.

FIG. 4 is a side view of one surface of the fin in FIGS. 1-3.

FIG. 5 is a view of the opposite surface of the fin shown in FIG. 4.

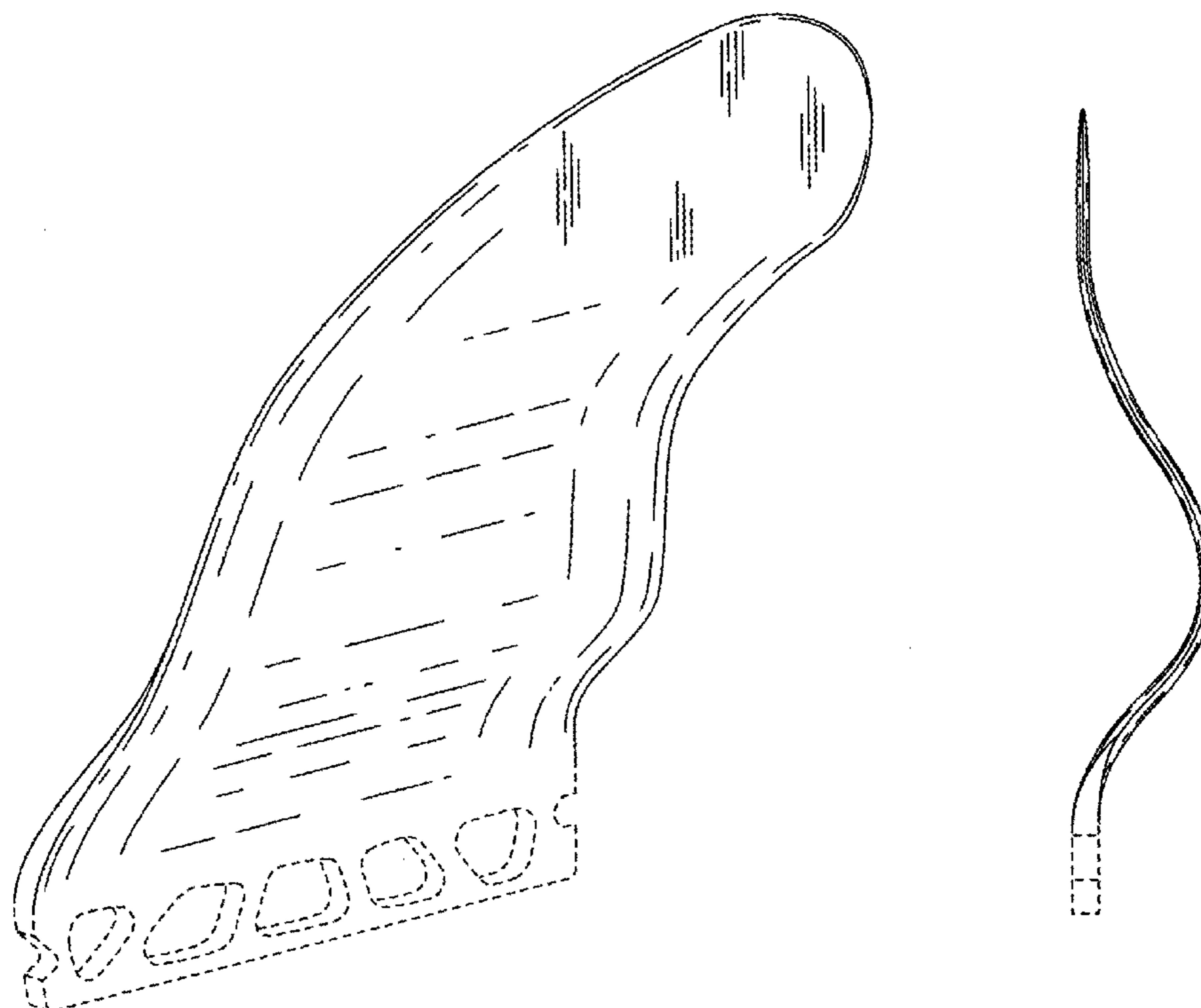
FIG. 6 is a top end view of the fin shown in FIGS. 1-5; and,

FIG. 7 is a bottom end view of the fin shown in FIGS. 1-6.

The fastener means shown in broken lines in FIGS. 1, 4 and 5 are for illustrative purposes only and form no part of the claimed design.

A fin for use with a surfboard.

1 Claim, 5 Drawing Sheets



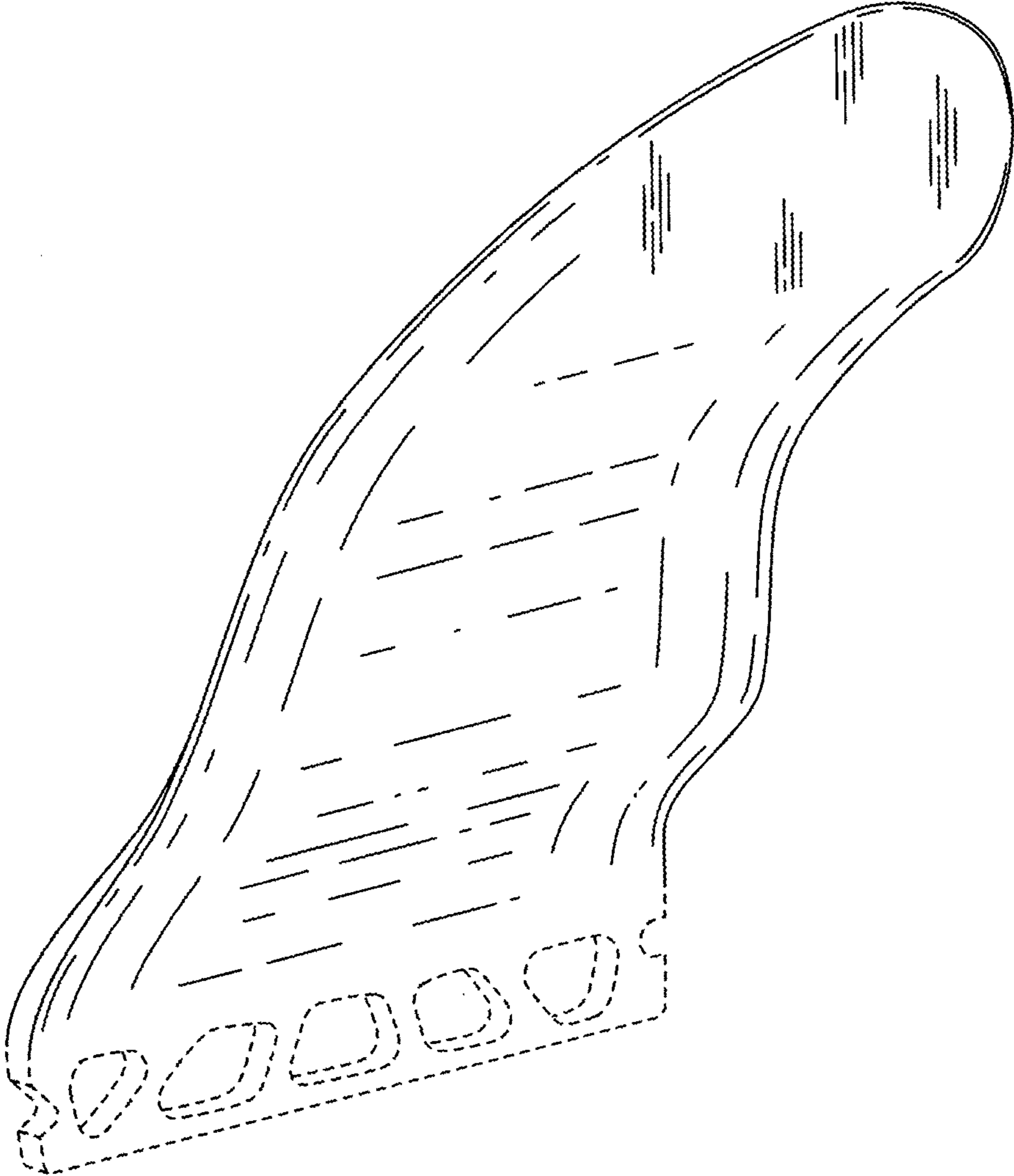


Fig. 1



Fig. 2




Fig. 3

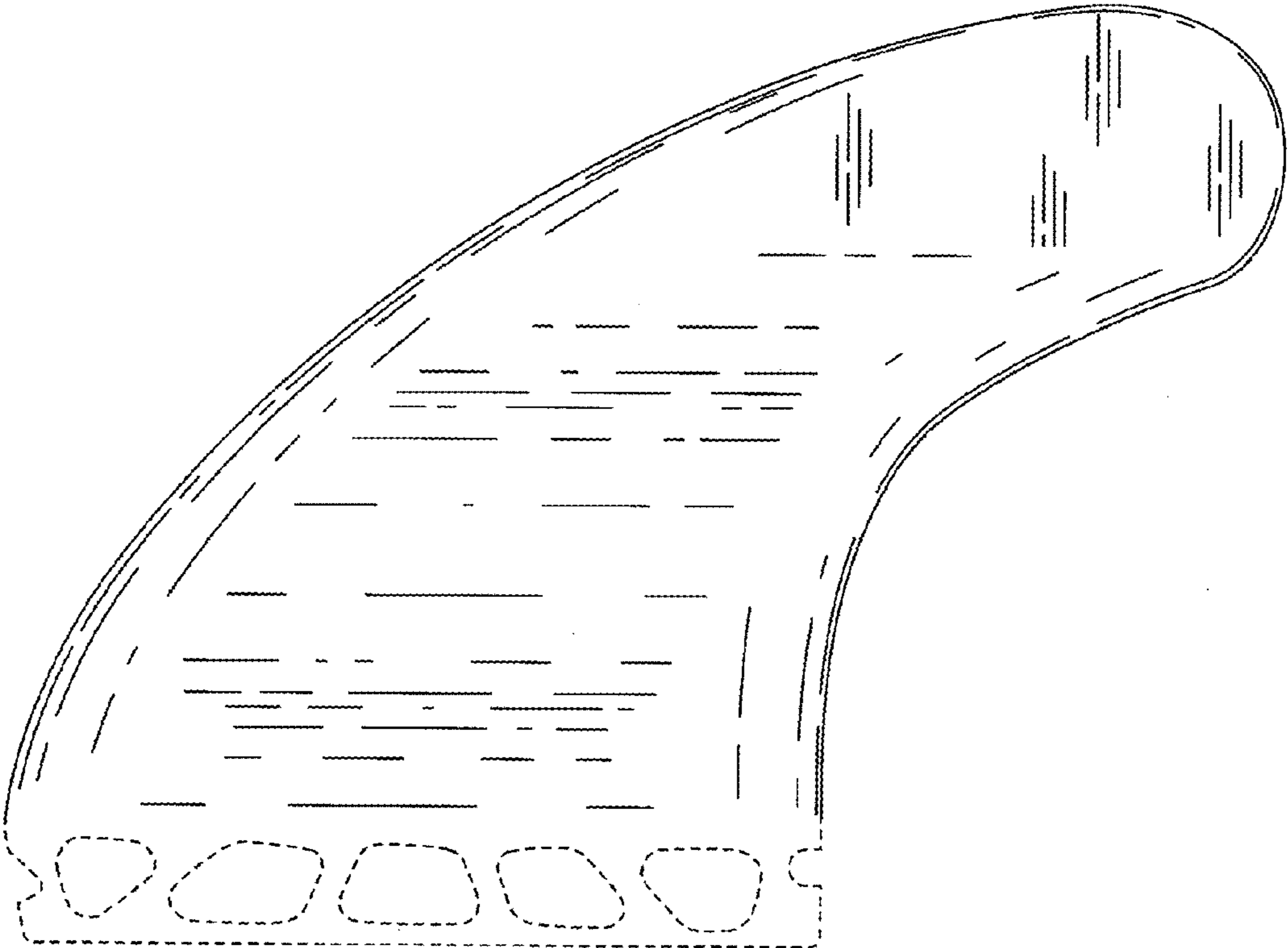


Fig. 4

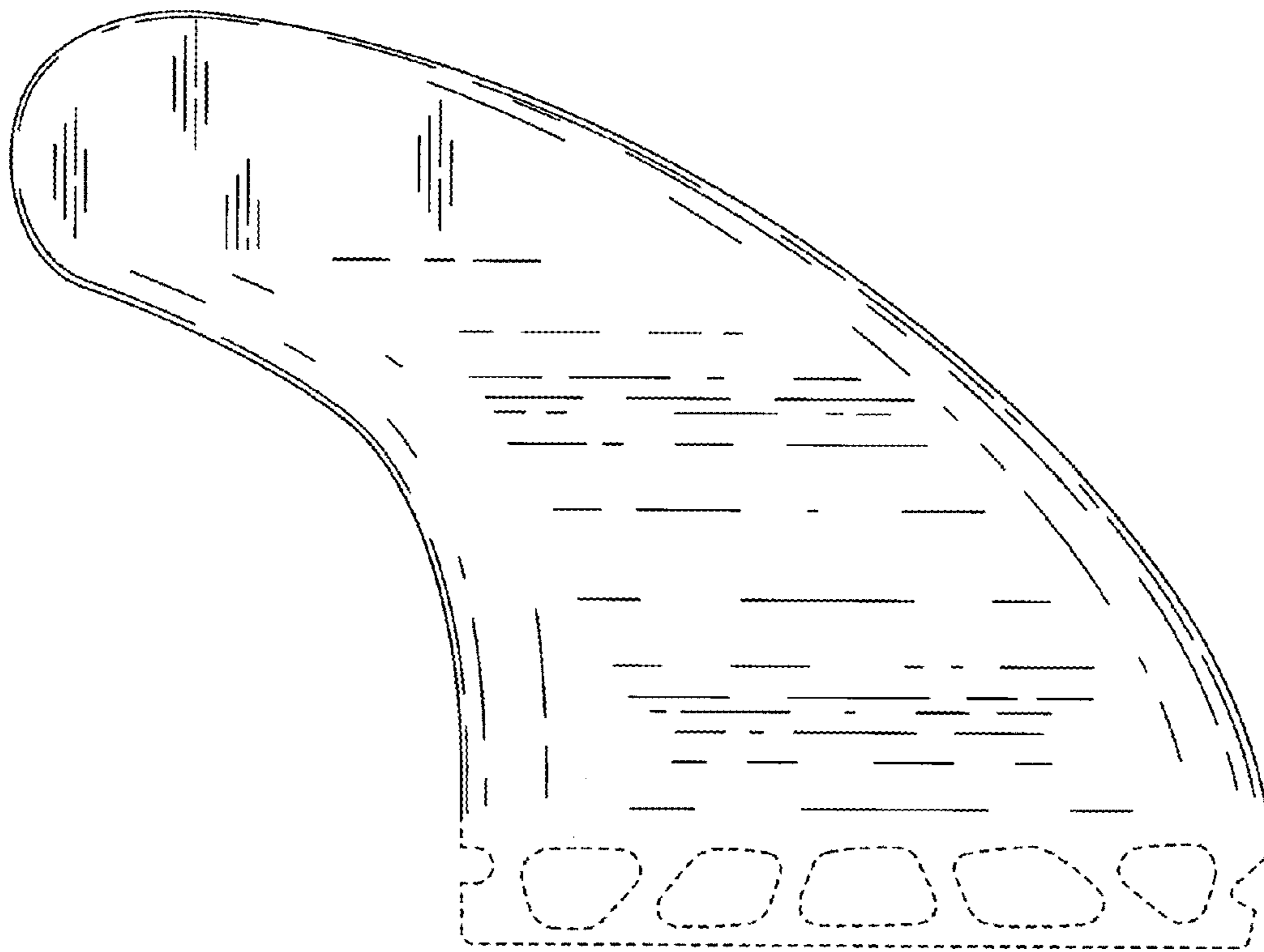


Fig. 5




Fig. 6



Fig. 7