

US00D763380S

(12) **United States Design Patent**
Oldknow et al.

(10) **Patent No.:** **US D763,380 S**

(45) **Date of Patent:** **** Aug. 9, 2016**

(54) **GOLF CLUB HEAD**
(71) Applicant: **NIKE, Inc.**, Beaverton, OR (US)
(72) Inventors: **Andrew G. V. Oldknow**, Beaverton, OR (US); **Michael Prichard**, Portland, OR (US); **Michael G. Taylor**, Granbury, TX (US)

(73) Assignee: **NIKE, Inc.**, Beaverton, OR (US)

(**) Term: **14 Years**

(21) Appl. No.: **29/525,199**

(22) Filed: **Apr. 28, 2015**

(51) **LOC (10) Cl.** **21-02**

(52) **U.S. Cl.**
USPC **D21/759**

(58) **Field of Classification Search**
USPC D21/747-751, 759
CPC .. A63B 53/04; A63B 53/047; A63B 53/0475;
A63B 2053/0479; A63B 53/00
See application file for complete search history.

(56) **References Cited**

U.S. PATENT DOCUMENTS

D137,814 S	5/1944	Newsome	
D346,840 S *	5/1994	Fenton	D21/751
D362,887 S *	10/1995	Blough	D21/747
D395,476 S *	6/1998	Pond	D21/747
D399,276 S *	10/1998	Hettinger	D21/747
D412,545 S	8/1999	Best et al.	
5,971,866 A *	10/1999	Adams	A63B 53/04 473/328
D426,276 S *	6/2000	Besnard	D21/747
D449,866 S *	10/2001	Miller	D21/747
D457,211 S *	5/2002	Bakke	D21/747
D468,382 S *	1/2003	Wahl	D21/747
D473,605 S *	4/2003	Petersen	D21/747
D476,048 S *	6/2003	Cleveland	D21/747
D476,050 S *	6/2003	Walker	D21/759
D476,707 S *	7/2003	Walker	D21/747

D479,568 S *	9/2003	Rodgers	D21/747
D491,241 S *	6/2004	Long	D21/747
D503,201 S	3/2005	Wood et al.	
D503,202 S	3/2005	Wood et al.	
D503,204 S *	3/2005	Nicolette	D21/749
D511,194 S *	11/2005	Roberts	D21/747
D516,649 S	3/2006	Imamoto	
D517,626 S *	3/2006	Gilbert	D21/747
D531,689 S	11/2006	Gilbert et al.	
D531,690 S	11/2006	Gilbert et al.	
D533,610 S *	12/2006	Cleveland	D21/747
D549,797 S	8/2007	Oldknow	
D550,317 S	9/2007	Oldknow	

(Continued)

OTHER PUBLICATIONS

Edwin Watts Golf Catalog, Spring 2010; pp. 7, published Spring 2010.

(Continued)

Primary Examiner — Mitchell Siegel

(74) *Attorney, Agent, or Firm* — Banner & Witcoff, Ltd.

(57) **CLAIM**

The ornamental design for a golf club head, as shown and described.

DESCRIPTION

FIG. 1 is a perspective view of a golf club head showing our new design;

FIG. 2 is a front view thereof;

FIG. 3 is a rear view thereof;

FIG. 4 is a toe end view thereof;

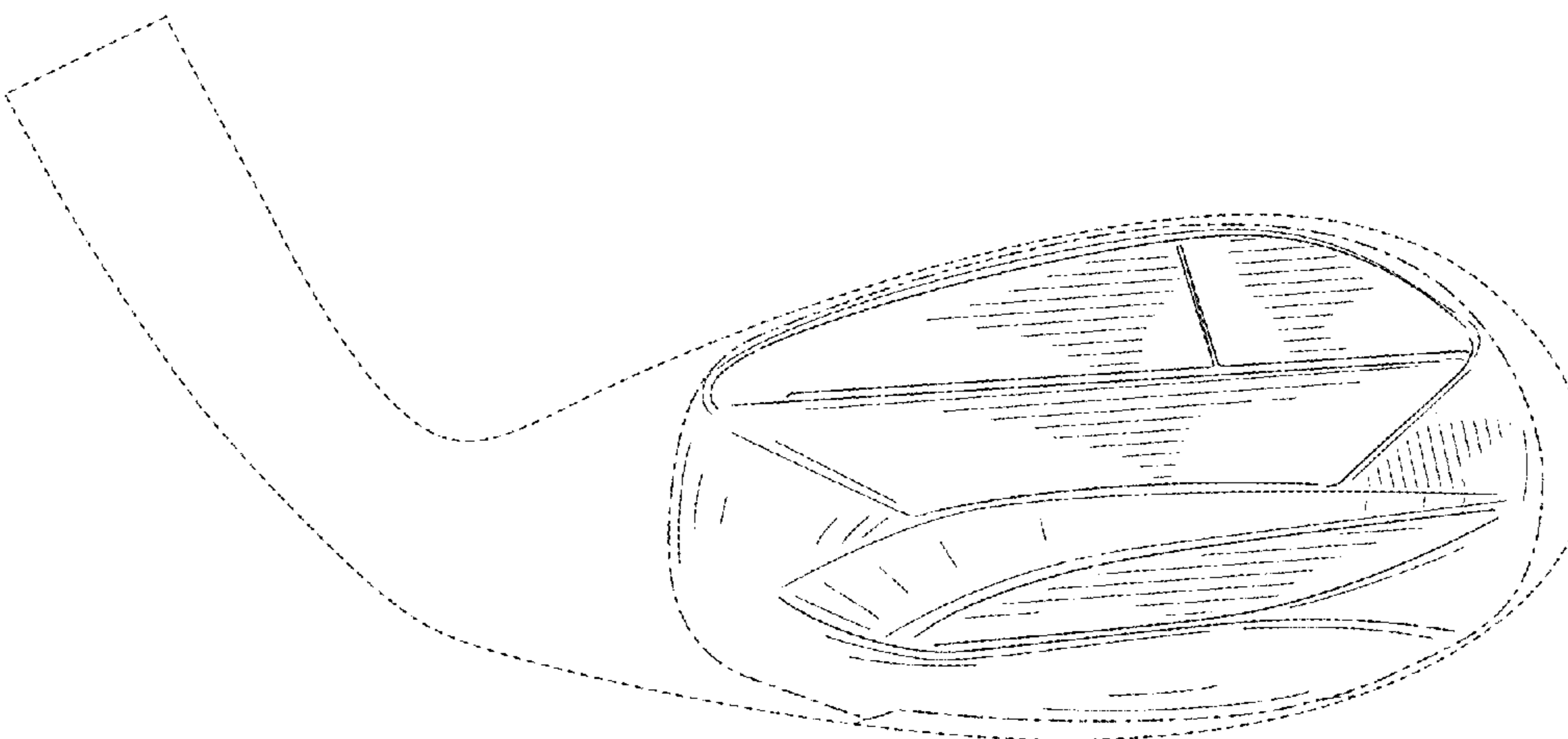
FIG. 5 is a heel end view thereof;

FIG. 6 is a top view thereof; and,

FIG. 7 is a bottom view thereof.

The broken lines immediately adjacent to the shaded area represent unclaimed boundaries of the design. The broken lines showing the remainder of the golf club are for environmental purposes only and form no part of the claimed design.

1 Claim, 4 Drawing Sheets



(56)

References Cited

U.S. PATENT DOCUMENTS

D580,506 S * 11/2008 Chick D21/759
D584,371 S * 1/2009 Chick D21/759
D589,106 S * 3/2009 Oldknow D21/759
D596,255 S 7/2009 Oldknow
D606,607 S * 12/2009 Cooper D21/759
D619,183 S 7/2010 Llewellyn et al.
D619,184 S * 7/2010 Llewellyn D21/759
D619,667 S * 7/2010 Cleveland D21/747
D660,390 S 5/2012 Llewellyn

D690,379 S * 9/2013 Cleveland D21/747
D715,881 S 10/2014 Roche et al.
D720,026 S 12/2014 Llewellyn et al.
D738,448 S * 9/2015 Asatsuma D21/759

OTHER PUBLICATIONS

Golfsmith Catalog, Spring 2010; pp. 25, published Spring 2010.
Golfsmith Catalog, Spring 2010; pp. 29, published Spring 2010.
Golfsmith Catalog, Spring 2010; pp. 34, published Spring 2010.

* cited by examiner

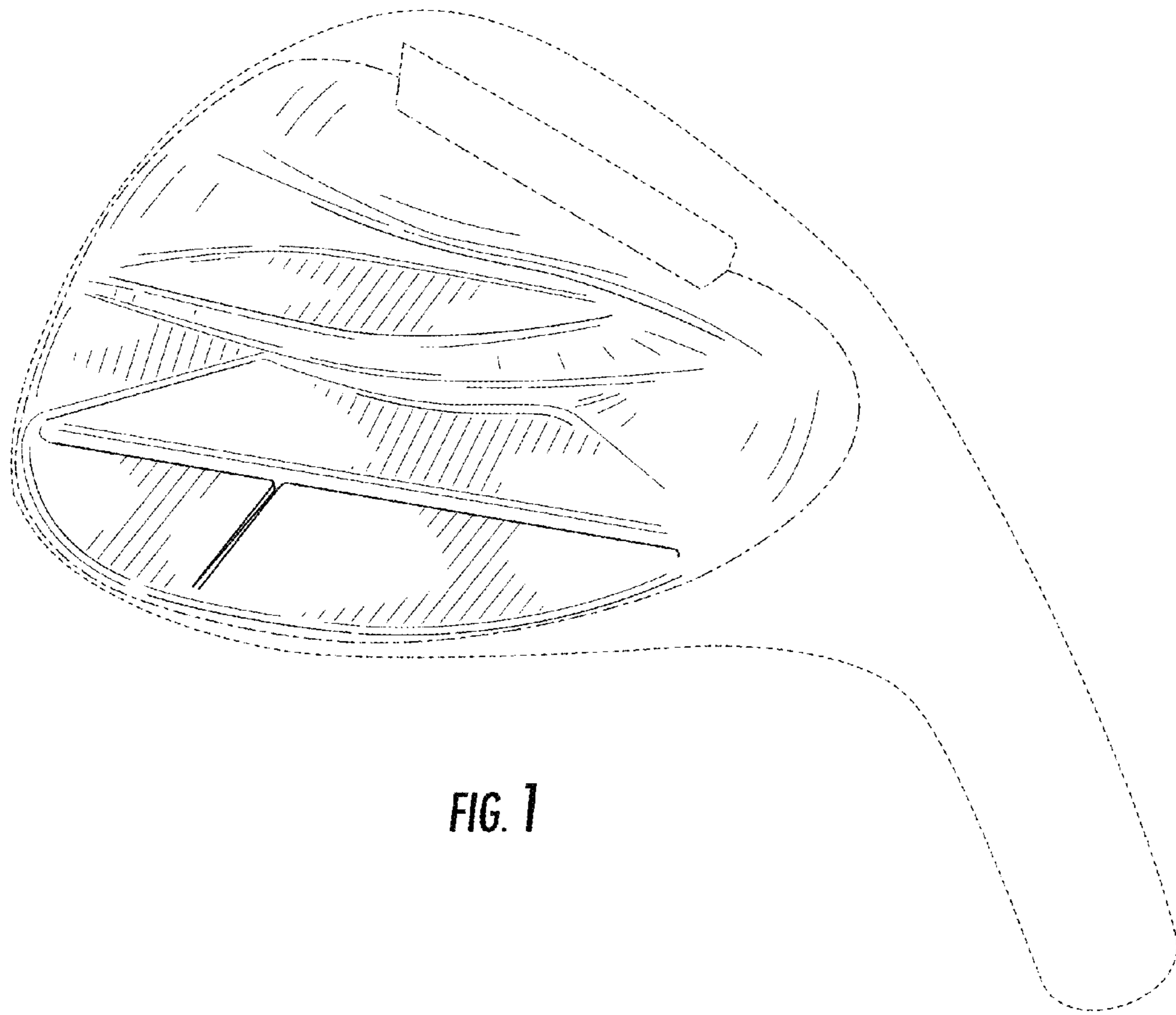


FIG. 1

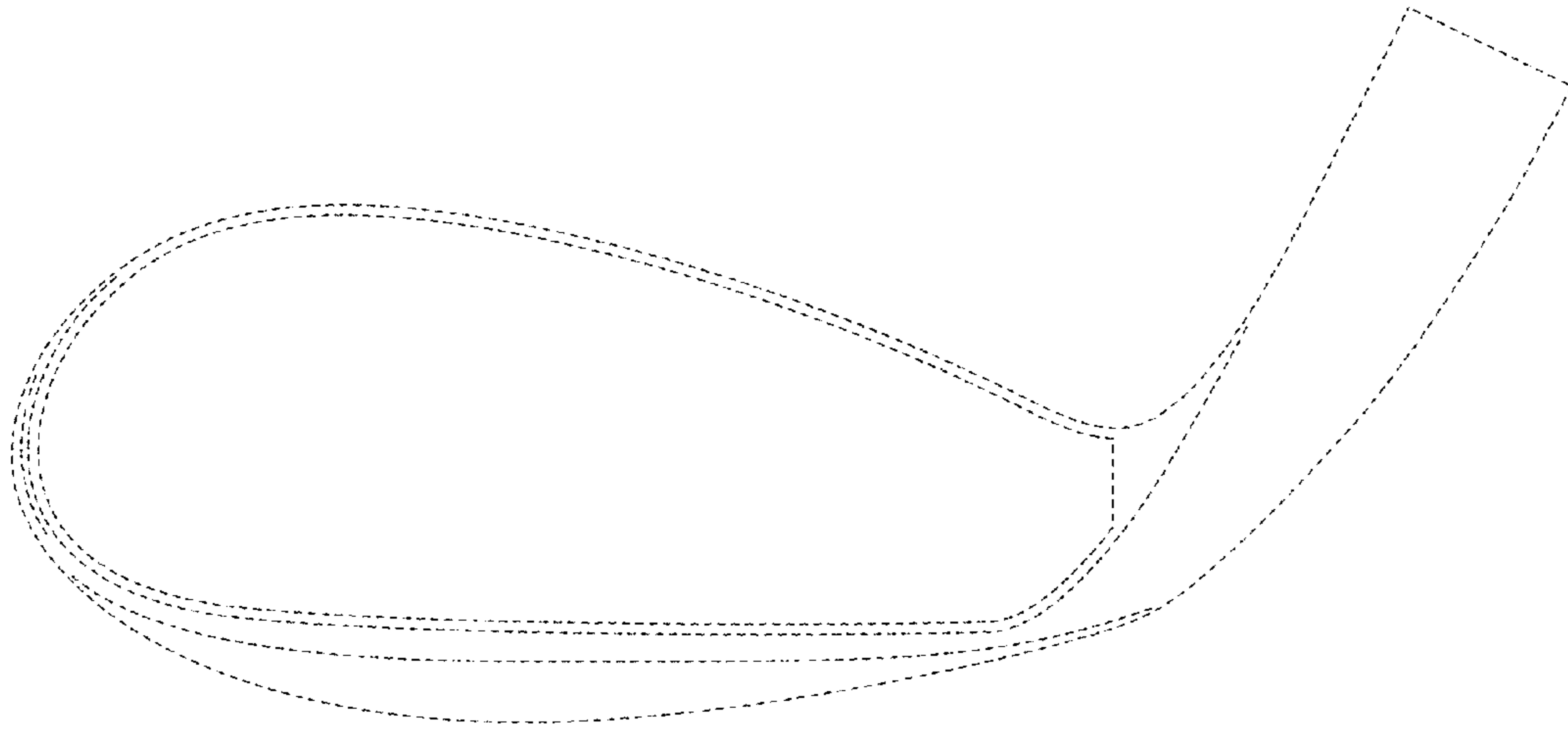


FIG. 2

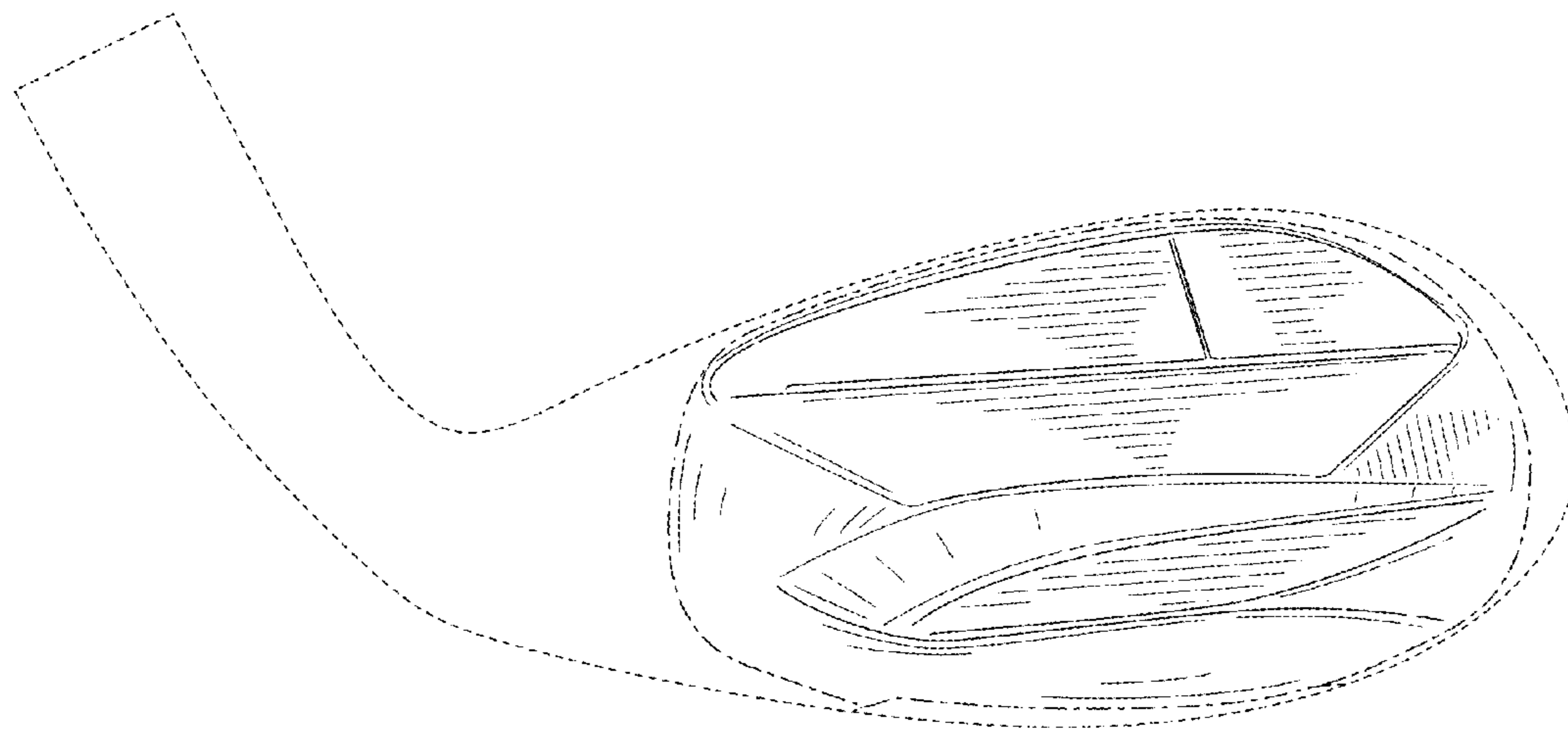


FIG. 3

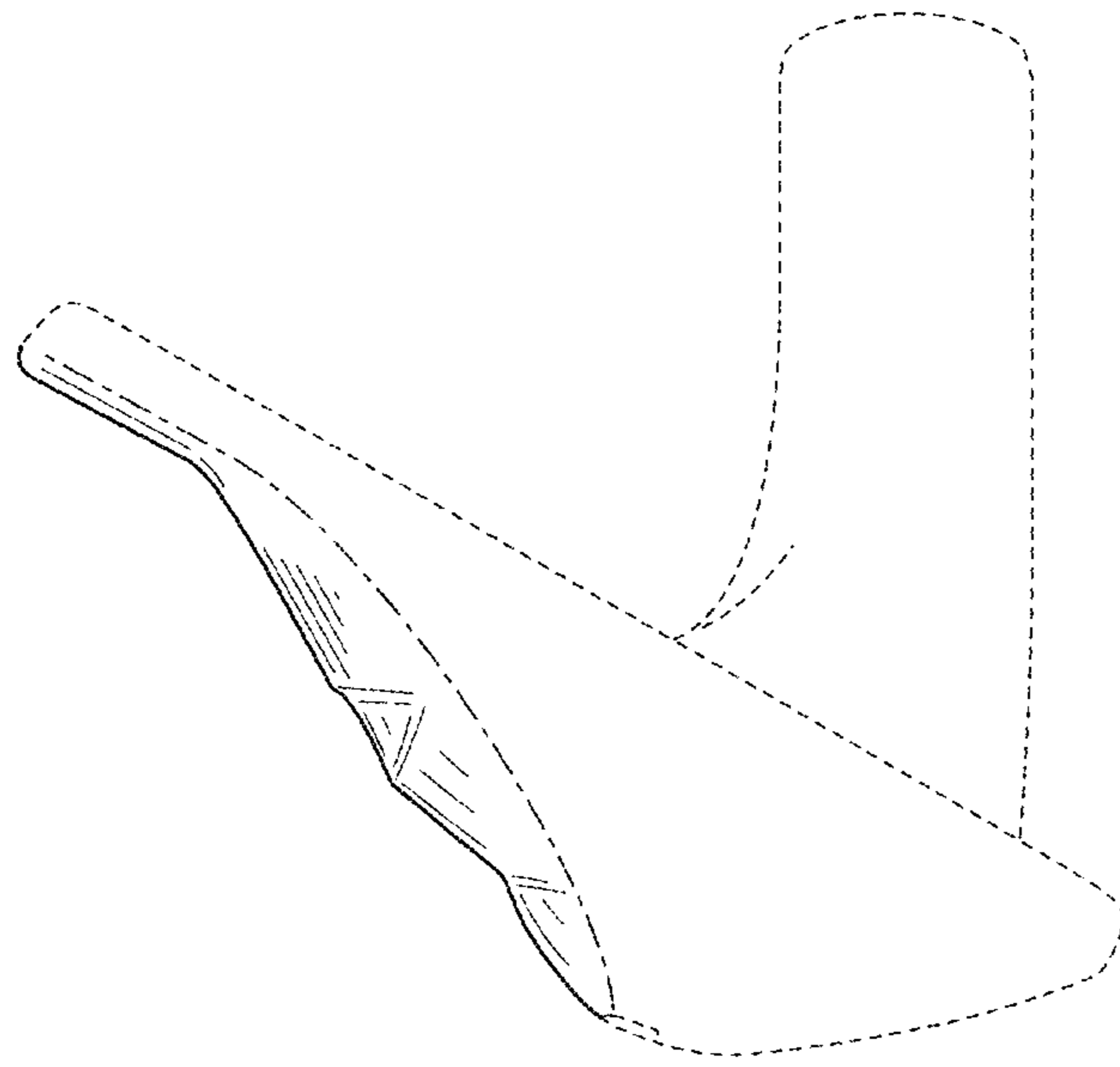


FIG. 4

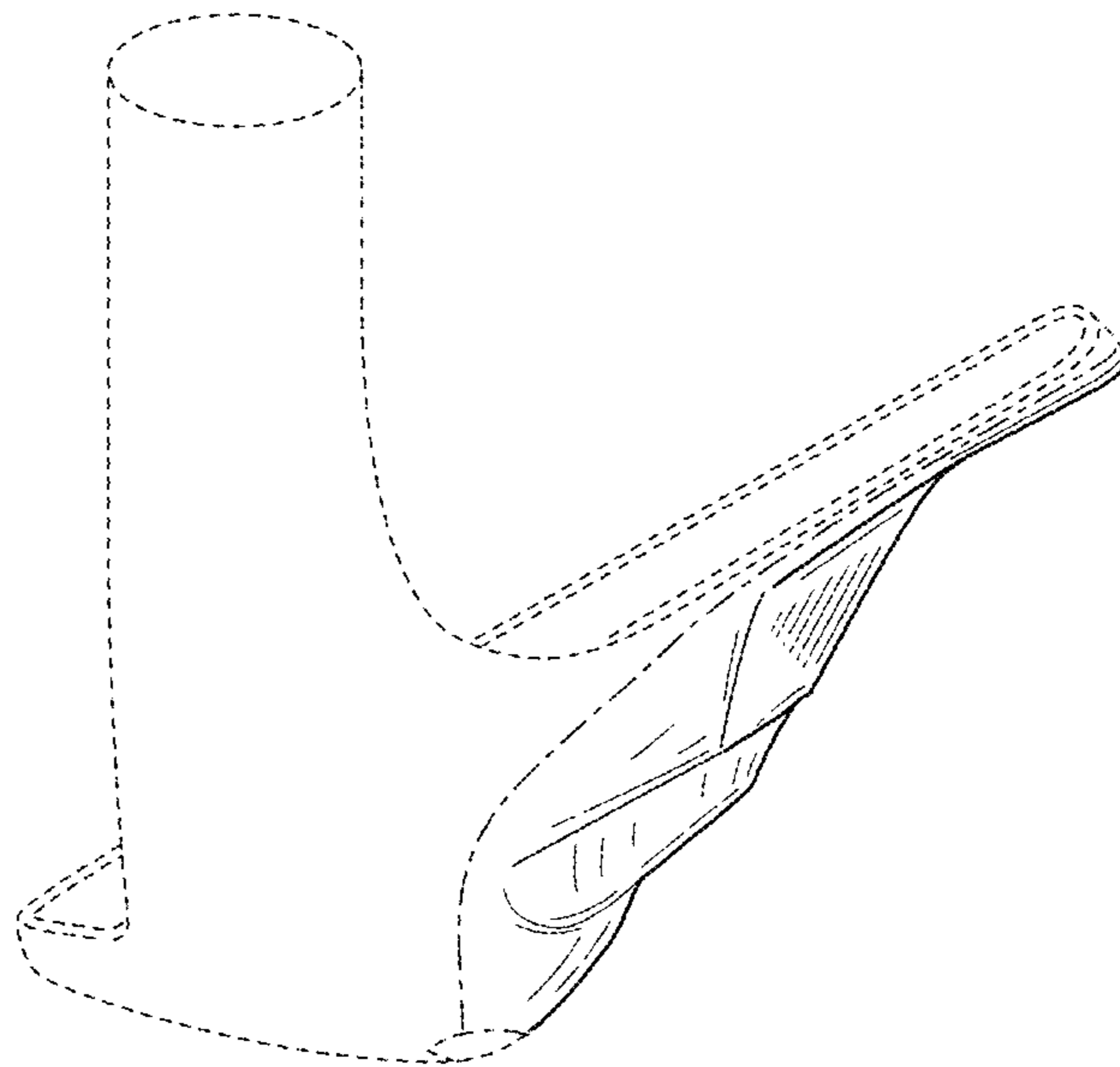


FIG. 5

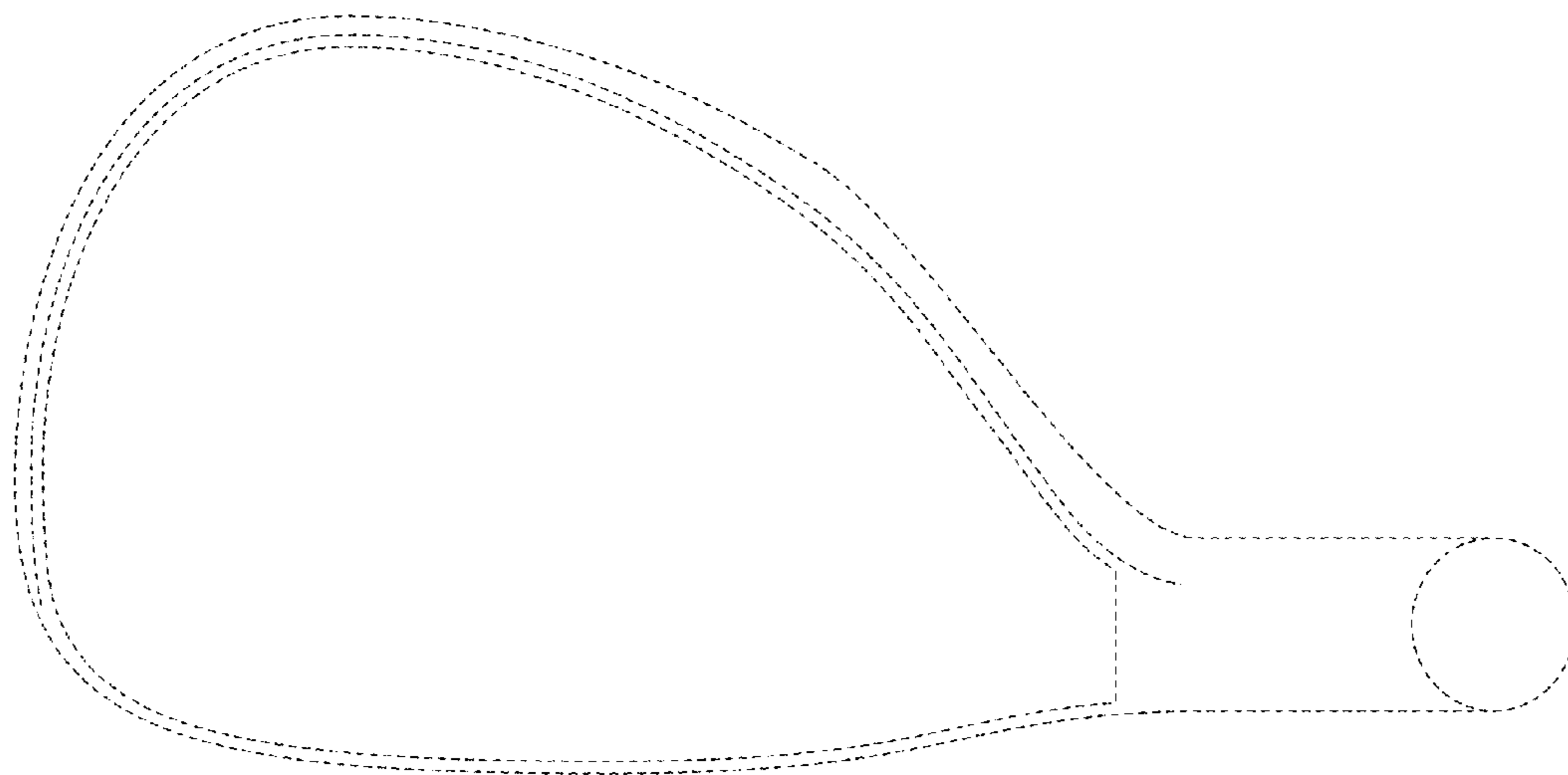


FIG. 6

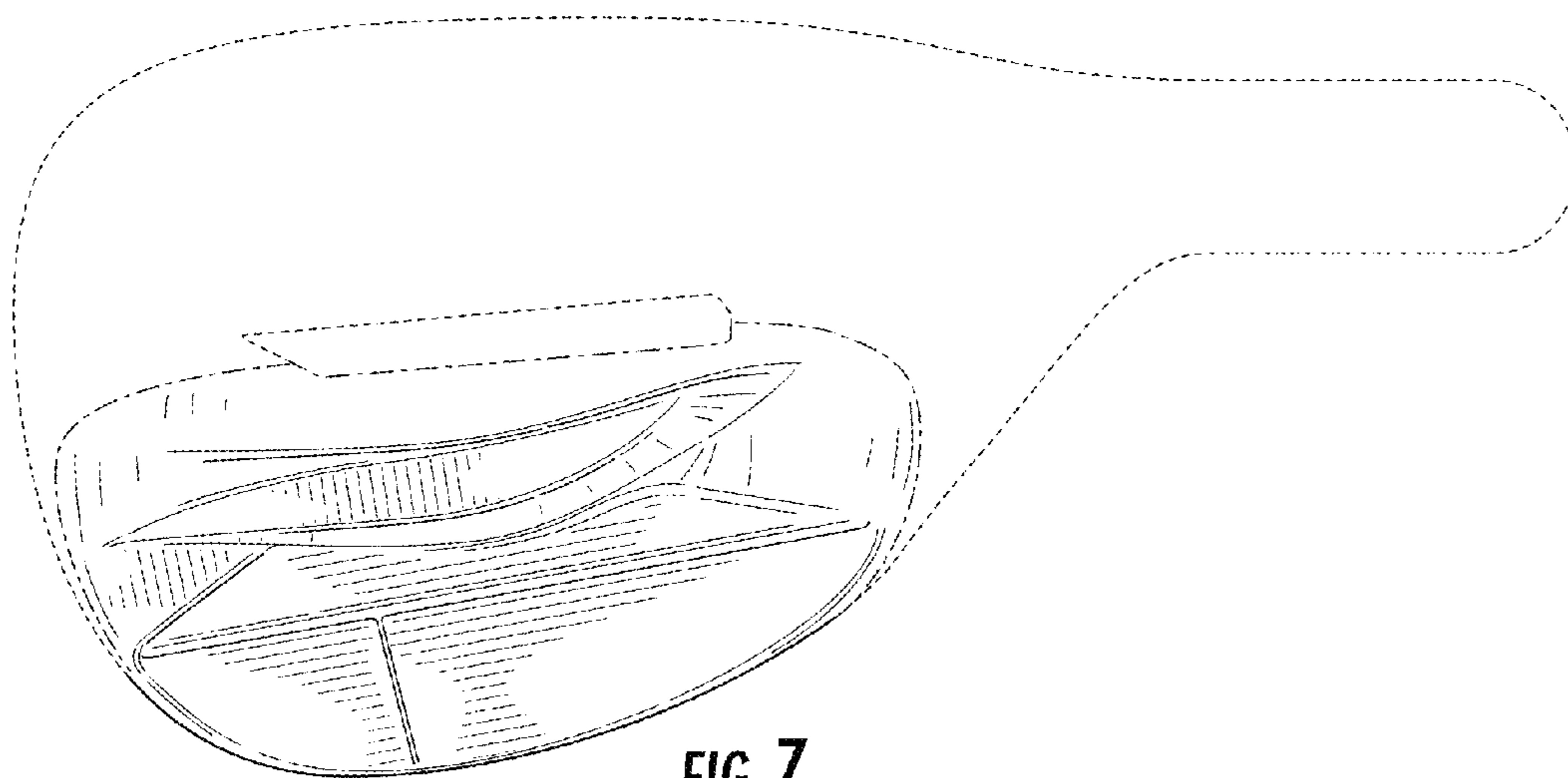


FIG. 7