



US00D763369S

(12) **United States Design Patent**
Jaensch

(10) **Patent No.:** **US D763,369 S**

(45) **Date of Patent:** **** Aug. 9, 2016**

(54) **TOY FIGURE**

(71) Applicant: **Geobra Brandstätter GmbH & Co. KG, Zirndorf (DE)**

(72) Inventor: **Peter Jaensch, Nürnberg (DE)**

(73) Assignee: **geobra Brandstätter Stiftung & Co. KG, Zirndorf (DE)**

(**) Term: **14 Years**

(21) Appl. No.: **29/502,228**

(22) Filed: **Sep. 12, 2014**

(30) **Foreign Application Priority Data**

Mar. 14, 2014 (EM) 002 425 082

(51) **LOC (10) Cl.** **21-01**

(52) **U.S. Cl.**
USPC **D21/649**

(58) **Field of Classification Search**
USPC D21/621, 623, 624, 625, 627, 628, 630,
D21/631, 633; 446/268, 360, 361, 376, 379,
446/382-384; D6/595-601
CPC A63H 3/02; A63H 3/04; A63H 3/06;
A63H 3/08; A63H 3/10

See application file for complete search history.

(56) **References Cited**

U.S. PATENT DOCUMENTS

D317,340 S *	6/1991	Pugh	D21/649
D451,562 S *	12/2001	Ruth	D21/621
D602,538 S *	10/2009	Petot	D21/621
D613,347 S *	4/2010	Petot	D21/621
D644,278 S *	8/2011	Consorti	D21/621

* cited by examiner

Primary Examiner — Zenia Bennett

(74) *Attorney, Agent, or Firm* — McGlew and Tuttle, P.C.


(57) **CLAIM**

The ornamental design for a toy figure, as shown and described.

DESCRIPTION

FIG. 1 is a front view of a toy figure, showing my new design;
FIG. 2 is a rear view thereof;
FIG. 3 is a top view thereof;
FIG. 4 is a bottom view thereof;
FIG. 5 is a lateral view (right side) thereof;
FIG. 6 is a lateral view (left side) thereof; and,
FIG. 7 is a perspective view thereof.

1 Claim, 3 Drawing Sheets






Fig. 1




Fig. 2

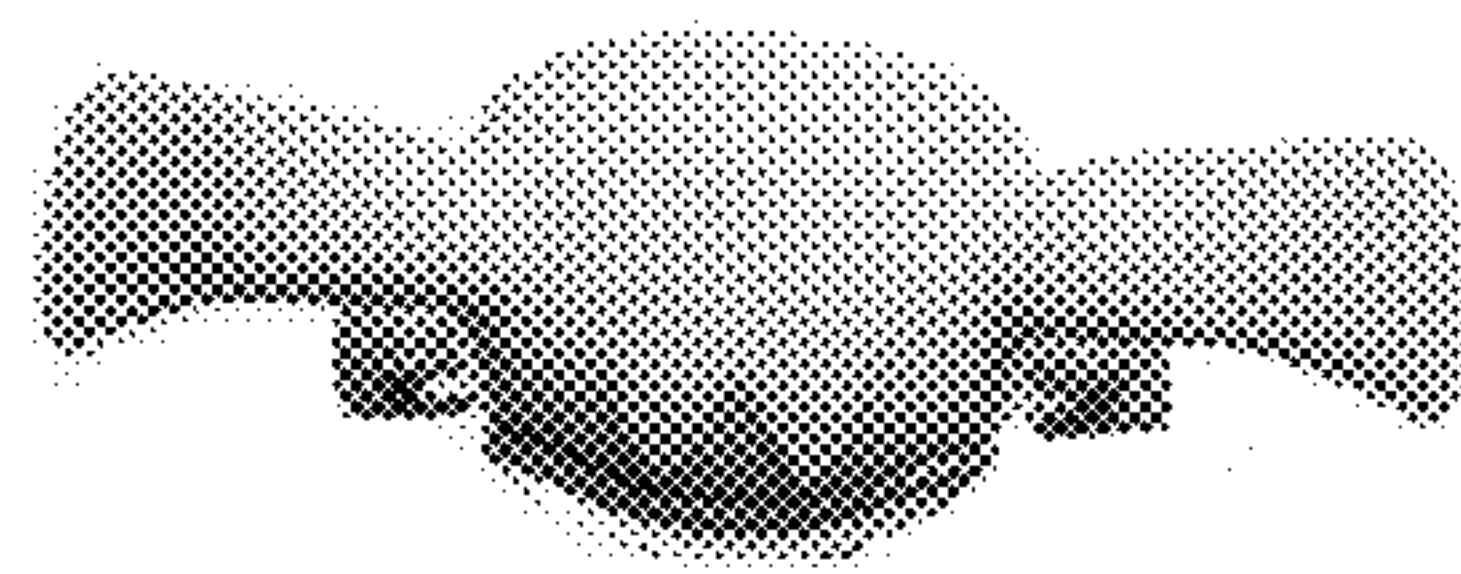


Fig. 3




Fig. 4




Fig. 5




Fig. 6




Fig. 7