



US00D763354S

(12) **United States Design Patent**
Zhang

(10) **Patent No.:** **US D763,354 S**

(45) **Date of Patent:** **** Aug. 9, 2016**

(54) **WRITING INSTRUMENT**

(71) Applicant: **RiteLine LLC**, Dallas, TX (US)

(72) Inventor: **Enmin Zhang**, Southlake, TX (US)

(73) Assignee: **Riteline LLC**, Dallas, TX (US)

(**) Term: **14 Years**

(21) Appl. No.: **29/522,228**

(22) Filed: **Mar. 27, 2015**

(51) **LOC (10) Cl.** **19-06**

(52) **U.S. Cl.**
USPC **D19/172; D19/918**

(58) **Field of Classification Search**
USPC D14/411; D19/115–204
CPC B43K 5/00; B43K 5/005; B43K 7/00;
B43K 7/10; B43K 7/12; B43K 8/04
See application file for complete search history.

(56) **References Cited**

U.S. PATENT DOCUMENTS

D265,212 S	6/1982	Spiegel	
D418,163 S *	12/1999	Rosen	D19/171
D465,238 S *	11/2002	Qiu	D19/172
D476,364 S *	6/2003	Bain	D19/172
D480,423 S *	10/2003	Kung	D19/172
D498,494 S *	11/2004	Conklin	D19/171
D556,259 S *	11/2007	Feng	D19/172
D558,827 S *	1/2008	Feng	D19/175
D559,318 S *	1/2008	Qiu	D19/172
D559,909 S *	1/2008	Qiu	D19/172
D576,213 S *	9/2008	Fei	D19/172
D583,414 S	12/2008	Booker	
D588,194 S *	3/2009	Booker	D19/172
D591,352 S *	4/2009	Gerules	D19/174
D602,085 S *	10/2009	Matsumura	D19/172

D607,932 S *	1/2010	Zhang	D19/172
D611,537 S *	3/2010	Rolion	D19/121
D612,888 S *	3/2010	Rolion	D19/171
D619,169 S *	7/2010	Kent	D19/172
D619,170 S *	7/2010	Kent	D19/199
D624,965 S *	10/2010	Li	D19/172
D628,641 S *	12/2010	Zhang	D19/172
D641,408 S *	7/2011	Zhang	D19/172
D647,137 S *	10/2011	Uchiyama	D19/172
D665,025 S *	8/2012	Li	D19/172
D667,882 S *	9/2012	Uchiyama	D19/172
D692,483 S *	10/2013	Laemle	D19/172
D692,484 S *	10/2013	Laemle	D19/172
D700,238 S	2/2014	Slemp	
D706,348 S	6/2014	Inoue et al.	
2009/0290929 A1 *	11/2009	Rolion	B43K 24/084 401/109

* cited by examiner

Primary Examiner — Elizabeth Albert

(74) *Attorney, Agent, or Firm* — Wei Wei Jeang; Grable Martin Fulton PLLC

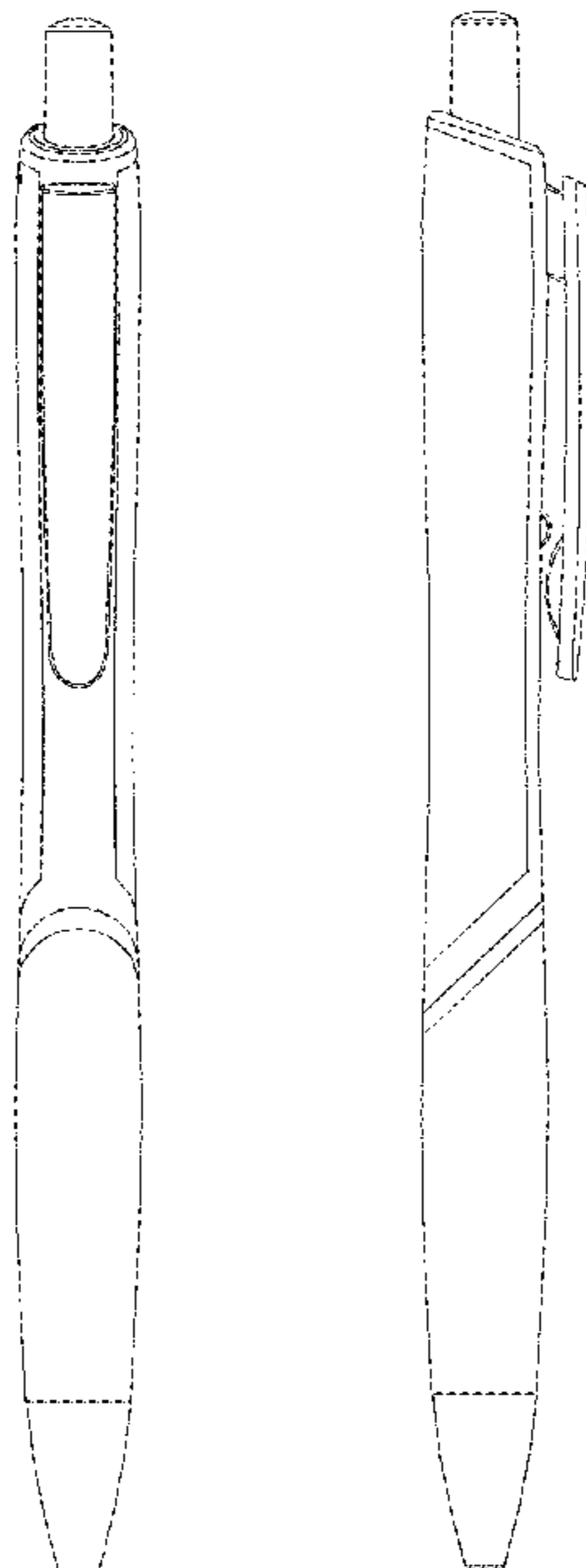
(57) **CLAIM**

The ornamental design for a writing instrument, as shown and described.

DESCRIPTION

FIG. 1 is a front elevational view of a writing instrument showing my new design;
FIG. 2 is a rear elevational view thereof;
FIG. 3 is a right side elevational view thereof;
FIG. 4 is a left side elevational view thereof
FIG. 5 is a left, front top perspective view thereof;
FIG. 6 is a right, front, bottom perspective view thereof;
FIG. 7 is a top plan view thereof; and,
FIG. 8 is a bottom plan view thereof.

1 Claim, 5 Drawing Sheets






FIG. 1



FIG. 2

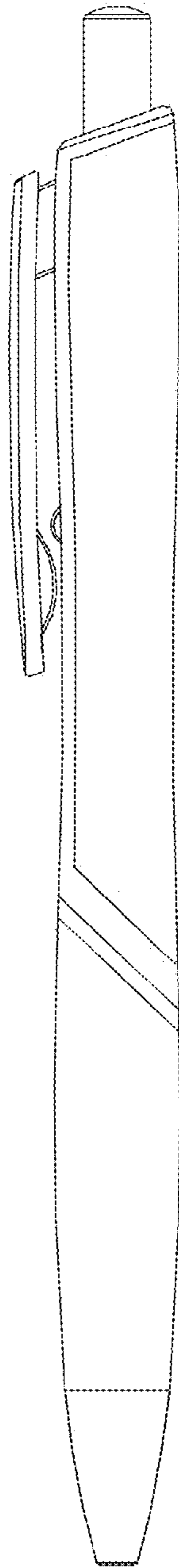


FIG .3

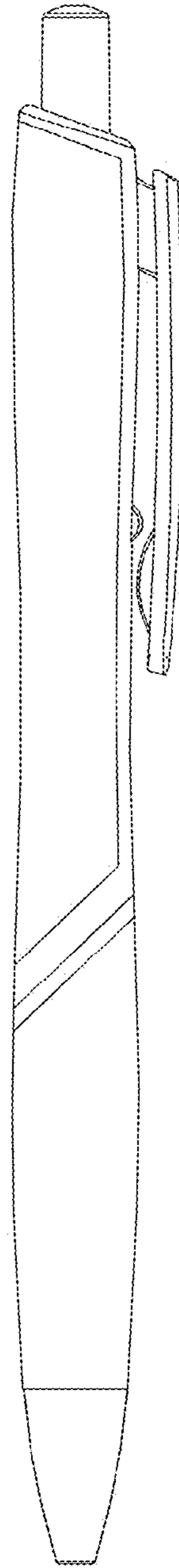


FIG .4

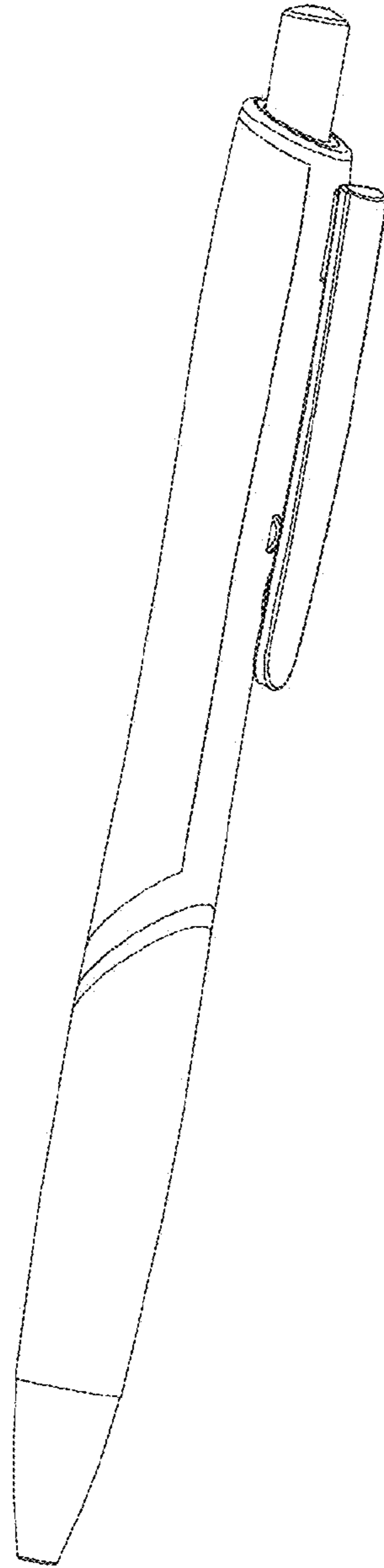


FIG .5

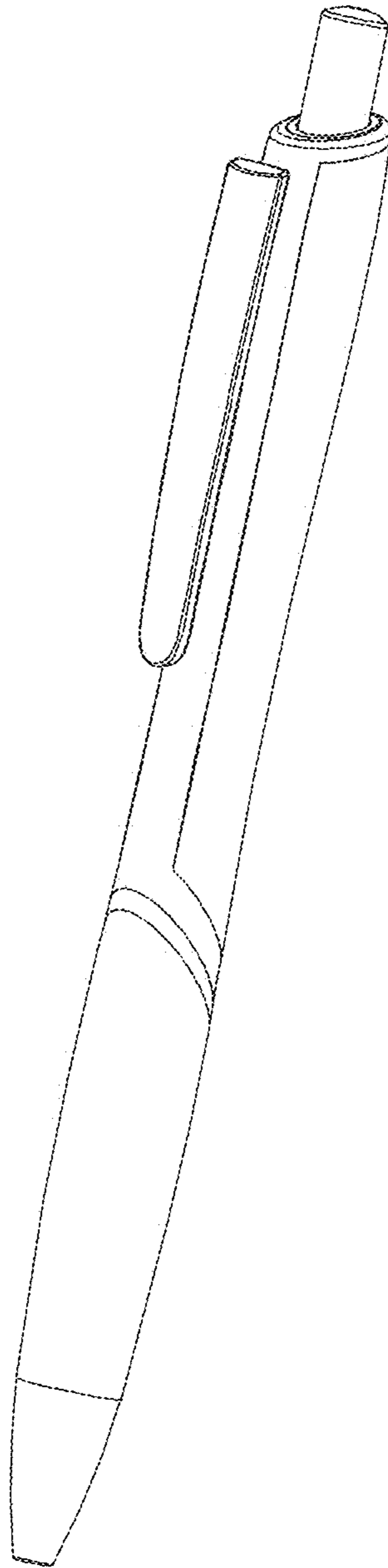


FIG .6

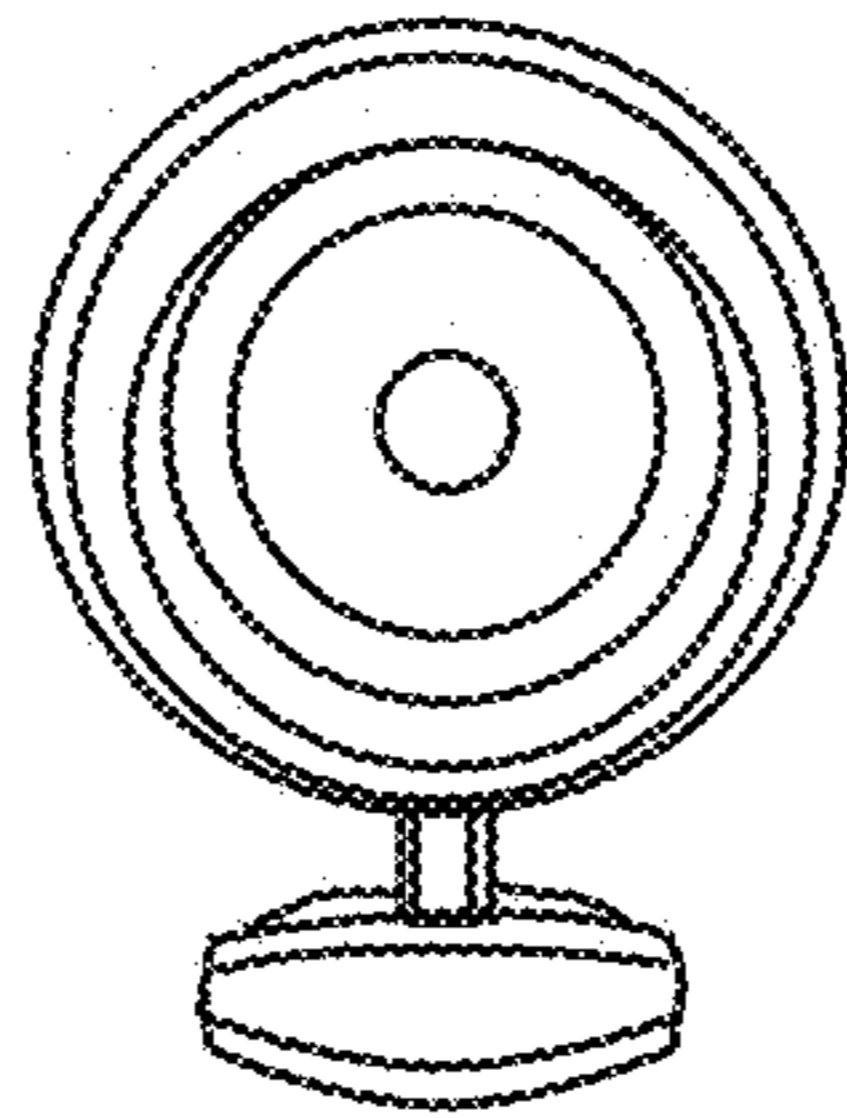


FIG .7

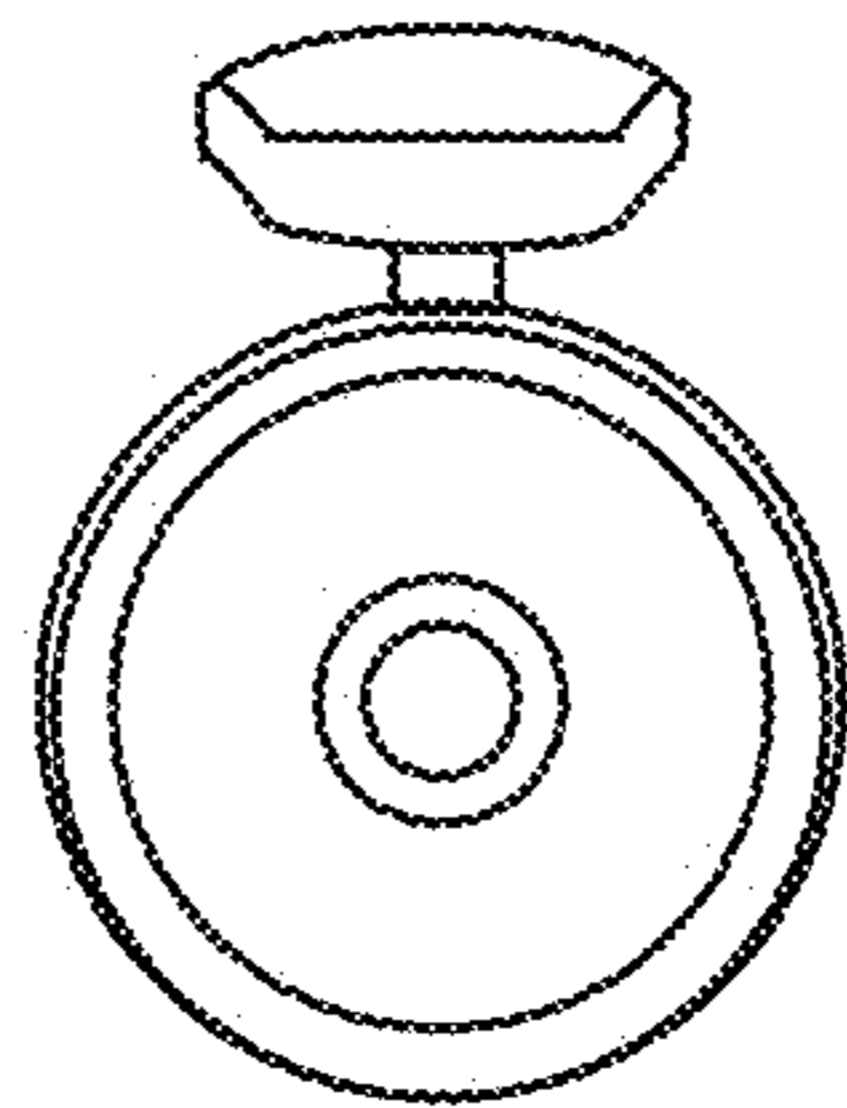


FIG .8