



US00D763345S

(12) **United States Design Patent**
Slonina

(10) **Patent No.:** **US D763,345 S**

(45) **Date of Patent:** **** Aug. 9, 2016**

(54) **UKULELE BODY**

(71) Applicant: **Stanley Michael Slonina**, Georgetown, KY (US)

(72) Inventor: **Stanley Michael Slonina**, Georgetown, KY (US)

(**) Term: **14 Years**

(21) Appl. No.: **29/499,688**

(22) Filed: **Aug. 18, 2014**

(51) **LOC (10) Cl.** **17-03**

(52) **U.S. Cl.**
USPC **D17/14**

(58) **Field of Classification Search**
USPC D17/14, 20; 84/293, 291, 314 R, 718
CPC G10H 1/30; G10H 1/32; G10D 3/02;
G10D 3/06; G10D 3/146
See application file for complete search history.

(56) **References Cited**

U.S. PATENT DOCUMENTS

| | | | | |
|-------------------|---------|-----------|-------|---------------------|
| D384,689 S * | 10/1997 | Najarian | | D17/14 |
| D478,611 S * | 8/2003 | Nakajima | | D17/14 |
| D501,395 S * | 2/2005 | Kelleghan | | D8/356 |
| D574,036 S * | 7/2008 | Kwak | | D17/14 |
| 2014/0116226 A1 * | 5/2014 | Saito | | G10D 3/00 84/291 |

OTHER PUBLICATIONS

KeAno Ukulele. Ke'Ano Breeze. Publicatoin date unknown. [site visited Mar. 16, 2016], Available on the Internet URL:<<http://keanoukulele.com/thebreezetenorukulele.html>>.*

Pinterest. Ke'Ano Breeze #LardysWishlists. Publication date unknown. [site visited Mar. 16, 2016], Available on the Internet: <<https://www.pinterest.com/pin/555561304008551083/>>.*

* cited by examiner

Primary Examiner — Susan Bennett Hattan
Assistant Examiner — S. Bryan Reinholdt, Jr.

(57) **CLAIM**

The ornamental design for a ukulele body, as shown and described.

DESCRIPTION

FIG. 1 is a perspective view of a ukulele body showing my new design;

FIG. 2 is a front elevational view thereof;

FIG. 3 is a rear elevational view thereof;

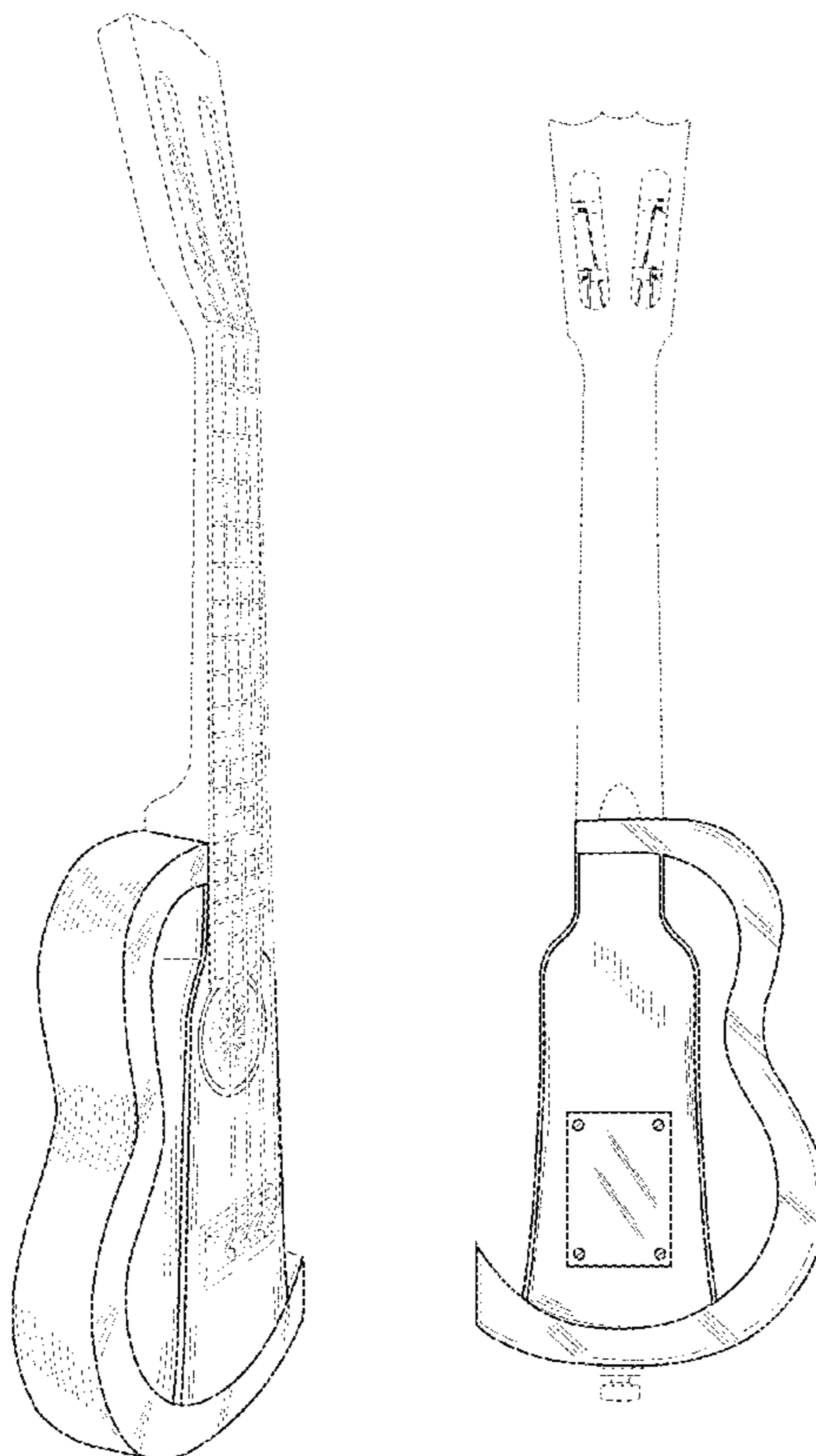
FIG. 4 is a right side elevational view thereof;

FIG. 5 is a left side elevational view thereof; and,

FIG. 6 is a bottom plan view thereof.

The broken line showing neck and accessory parts is included for the purpose of illustrating environmental structure and forms no part of the claimed design.

1 Claim, 6 Drawing Sheets



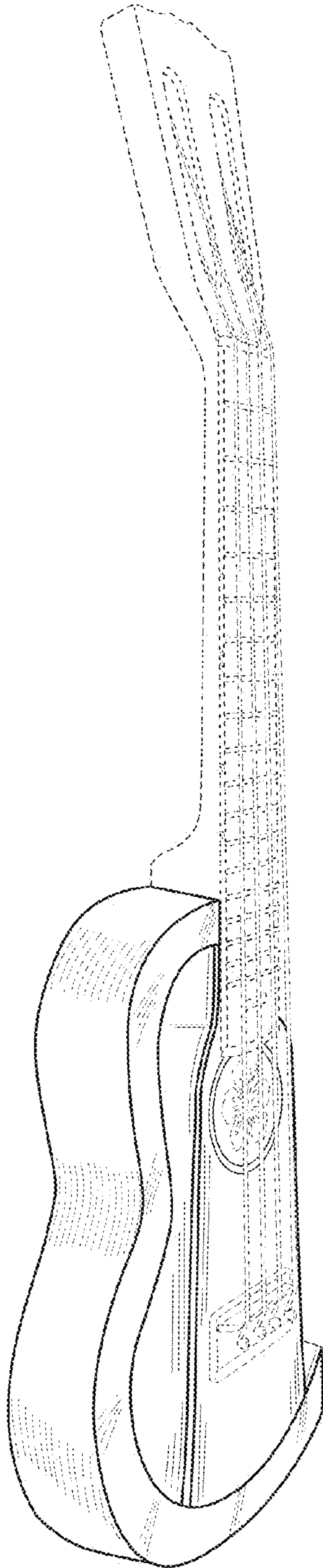


FIG. 1

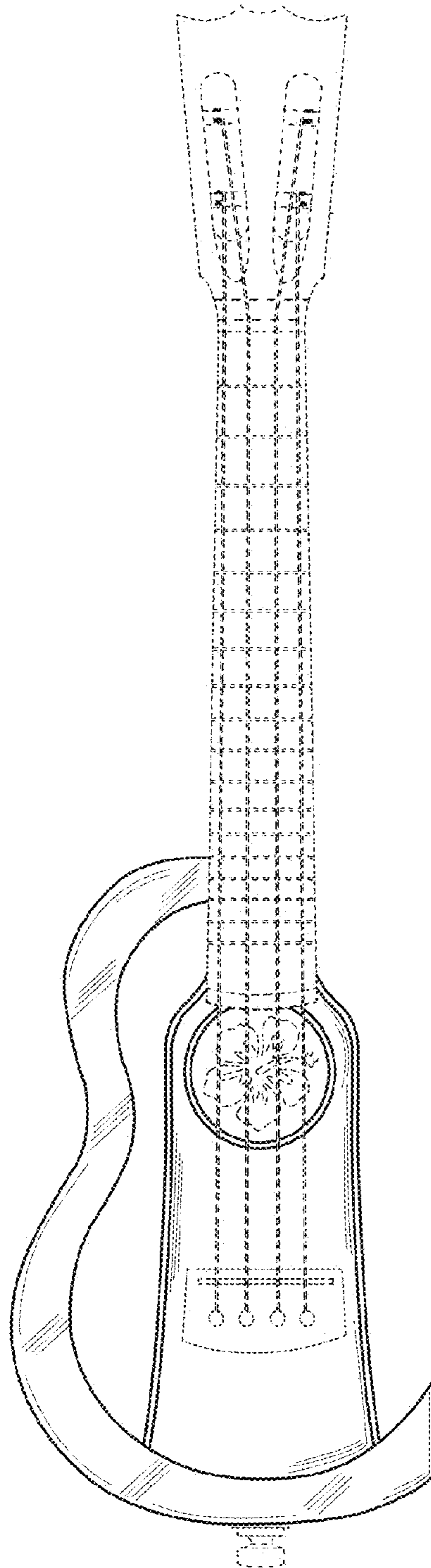


FIG. 2

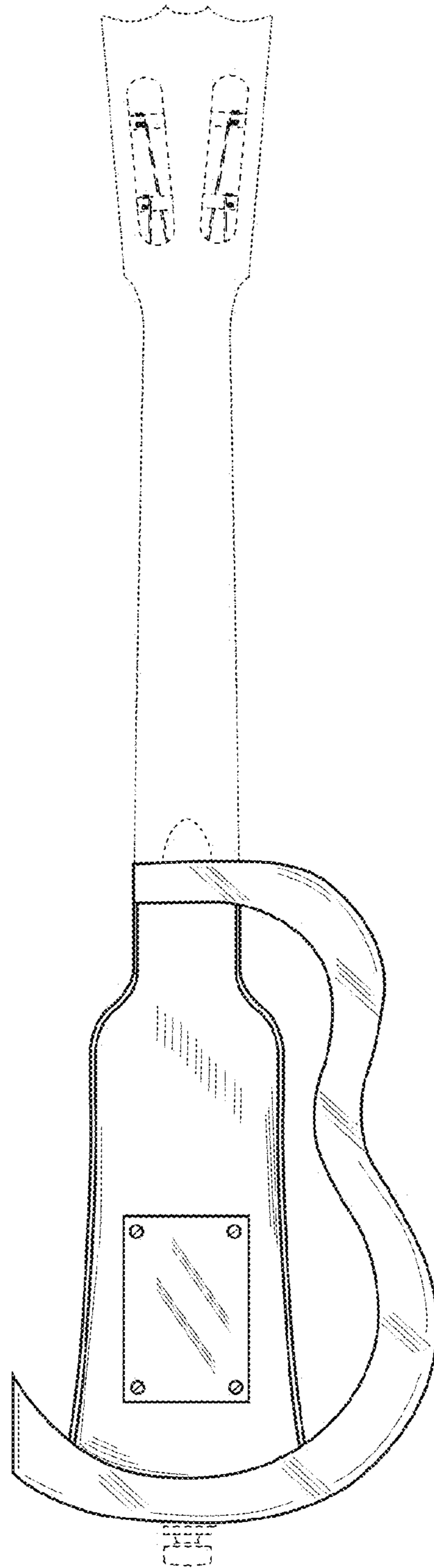


FIG. 3




FIG. 4

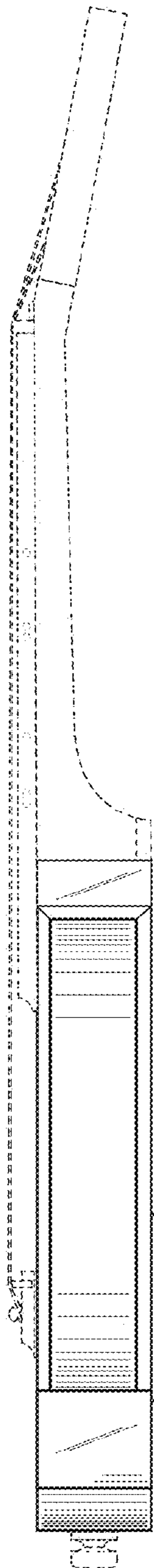


FIG. 5

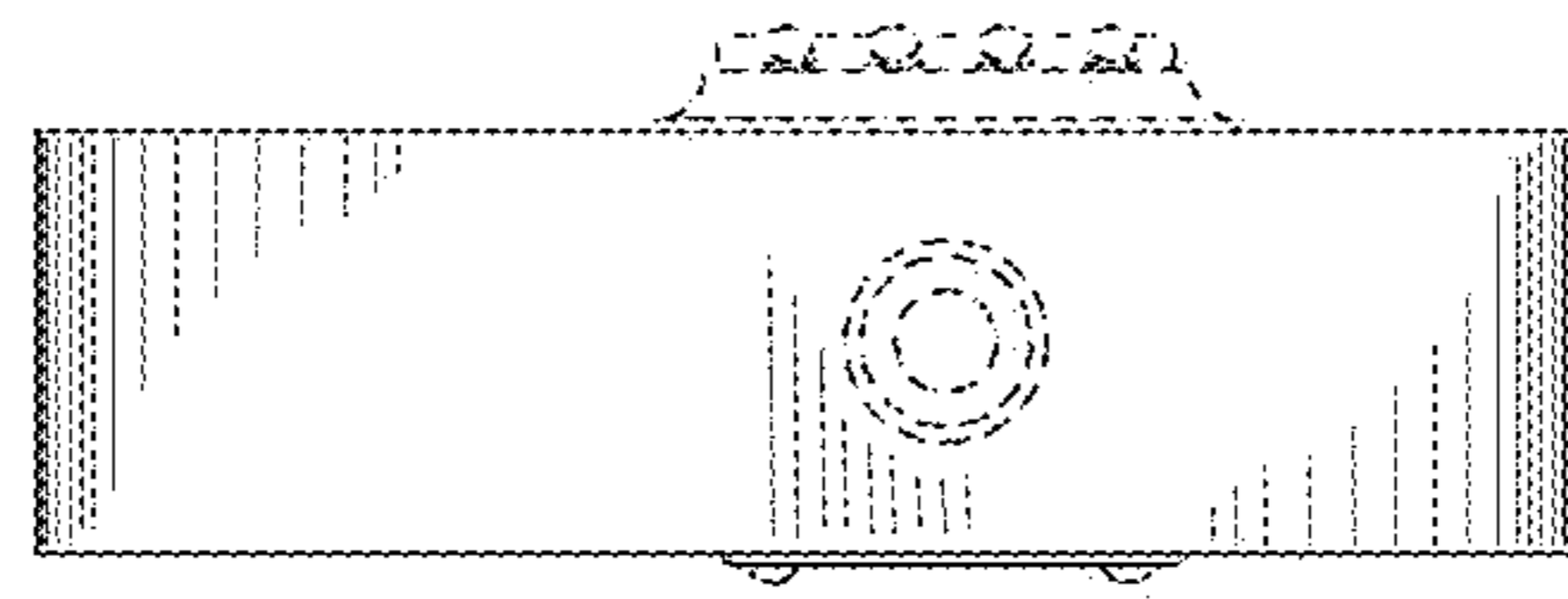


FIG. 6