



US00D763307S

(12) **United States Design Patent**
Shunock

(10) **Patent No.:** **US D763,307 S**

(45) **Date of Patent:** **** Aug. 9, 2016**

(54) **DISPLAY SCREEN OR PORTION THEREOF WITH ANIMATED GRAPHICAL USER INTERFACE**

(71) Applicant: **Michael Shunock**, Toronto (CA)

(72) Inventor: **Michael Shunock**, Toronto (CA)

(**) Term: **14 Years**

(21) Appl. No.: **29/499,540**

(22) Filed: **Aug. 15, 2014**

(51) **LOC (10) Cl.** **14-04**

(52) **U.S. Cl.**
USPC **D14/488**

(58) **Field of Classification Search**
USPC D14/485-495
CPC ... G06F 3/0481; G06F 3/0482; G06F 3/0484;
G06F 3/0487; G06F 3/04817; G06F 3/04842;
G06F 3/04883; G06F 3/04804; G06F 3/03547;
H04N 5/44582; H04N 5/4403; H04N 5/44543;
H04N 5/44591; H04N 5/00424; H04N 21/47;
H04N 21/4316; H04N 21/4312; H04N
21/4403

See application file for complete search history.

(56) **References Cited**

U.S. PATENT DOCUMENTS

5,812,128	A *	9/1998	Sterling, IV	G06F 3/04817	715/762
D571,819	S *	6/2008	Scott	D14/487	
D597,101	S *	7/2009	Chaudhri	D14/488	
7,707,490	B2 *	4/2010	Hays	G06F 17/30554	715/212
8,055,995	B2 *	11/2011	Sambandam	G06Q 10/00	715/212
D691,154	S *	10/2013	Talbot	D14/485	
D693,841	S *	11/2013	Velasco	D14/488	
D705,787	S *	5/2014	Talbot	D14/485	
D712,429	S *	9/2014	Edwards	D14/488	
D719,581	S *	12/2014	Frew	D14/486	
D719,582	S *	12/2014	Frew	D14/486	

D746,842	S *	1/2016	Kadosh	D14/486	
9,250,783	B2 *	2/2016	Lehrian	G06F 3/0486	
D751,085	S *	3/2016	Winther	D14/485	
D751,573	S *	3/2016	Talbot	D14/485	
2011/0202880	A1 *	8/2011	Kawana	G06F 3/0482	715/830
2011/0258086	A1 *	10/2011	Stein	G06Q 30/0603	705/27.2
2012/0023449	A1 *	1/2012	Zabielski	G06F 17/246	715/825

* cited by examiner

Primary Examiner — Sheryl Lane

Assistant Examiner — Katherine Glennon

(57) **CLAIM**

The ornamental design for a display screen or portion thereof with animated graphical user interface, as shown and described.

DESCRIPTION

FIG. 1 is a front view of a display screen or portion thereof with animated graphical user interface, showing a first image in a sequence showing our new design;

FIG. 2 is a front view of a second image thereof;

FIG. 3 is a front, view of a third image thereof;

FIG. 4 is a front view of a fourth image thereof;

FIG. 5 is a front view of a fifth image thereof;

FIG. 6 is a front view of a first image of a second embodiment thereof;

FIG. 7 is a front view of a second image thereof;



FIG. 8 is a front view of a third image thereof; and,

FIG. 9 is a front view of a fourth image thereof.

The appearance of the image transitions sequentially between the images shown in FIGS. 1 to 5 and FIGS. 6 to 9, respectively. The process or period in which an image transitions to another forms no part of the claimed design.

The broken lines represent portions of the animated graphical user interface, including graphical elements and text showing brand names, and form no part of the claimed design.

1 Claim, 5 Drawing Sheets






FIG. 1




FIG. 2




FIG. 3




FIG. 4




FIG. 5

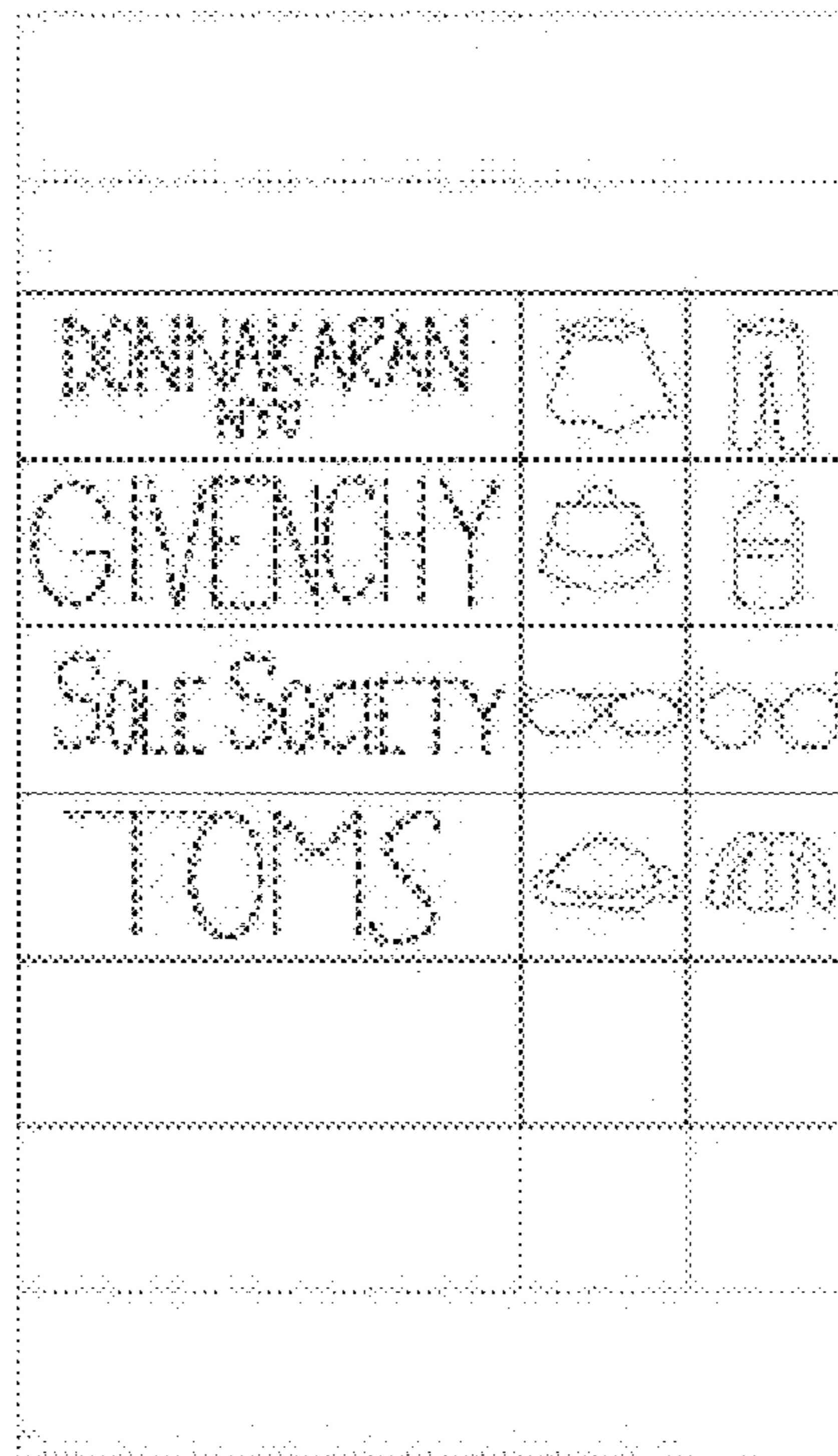


FIG. 6




FIG. 7




FIG. 8




FIG. 9