



US00D763301S

(12) **United States Design Patent**
Murillo et al.

(10) **Patent No.:** **US D763,301 S**
(45) **Date of Patent:** **** Aug. 9, 2016**

(54) **DISPLAY SCREEN WITH ANIMATED GRAPHICAL USER INTERFACE**

(74) *Attorney, Agent, or Firm* — Banner & Witcoff, Ltd.

(71) Applicant: **Microsoft Corporation**, Redmond, WA (US)

(57) **CLAIM**
The ornamental design for a display screen with animated graphical user interface, as shown and described.

(72) Inventors: **Oscar E. Murillo**, Redmond, WA (US); **Aaron Naoyoshi Sheung Yan Woo**, Bellevue, WA (US); **Janis Buesching**, Kirkland, WA (US); **Matthew Hartman**, Redmond, WA (US); **Luke Robert Haddock**, Seattle, WA (US)

DESCRIPTION

(73) Assignee: **Microsoft Corporation**, Redmond, WA (US)

FIG. 1 is the first image in a sequence for a display screen with animated graphical user interface showing our new design; FIG. 2 is the second image thereof; FIG. 3 is the third image thereof; FIG. 4 is the fourth image thereof; FIG. 5 is the fifth image thereof; FIG. 6 is the sixth image thereof; FIG. 7 is the seventh image thereof; FIG. 8 is the eighth image thereof; FIG. 9 is the ninth image thereof; FIG. 10 is the tenth image thereof; FIG. 11 is the first image in a sequence for the display screen with animated graphical user interface of FIG. 1 shown on a device; FIG. 12 is the second image thereof; FIG. 13 is the third image thereof; FIG. 14 is the fourth image thereof; FIG. 15 is the fifth image thereof; FIG. 16 is the sixth image thereof; FIG. 17 is the seventh image thereof; FIG. 18 is the eighth image thereof; FIG. 19 is the ninth image thereof; and, FIG. 20 is the tenth image thereof.

(**) Term: **14 Years**

(21) Appl. No.: **29/474,921**

(22) Filed: **Mar. 17, 2015**

(51) **LOC (10) Cl.** **14-04**

(52) **U.S. Cl.**
USPC **D14/488**

(58) **Field of Classification Search**
USPC D14/485–495; 701/400–541; 715/763, 715/810, 836, 837, 846, 847, 977
CPC ... G06F 3/048; G06F 3/0481; G06F 3/04812; G06F 3/04817; G06F 3/0482; G06F 3/0483; G06F 3/0484; G06F 3/04855; G06F 3/0488; G06F 3/04883; G06F 3/04886; G06Q 30/00
See application file for complete search history.

The appearance of the animated graphical user interface sequentially transitions between the images shown in FIGS. 1-10 and FIGS. 11-20. The process or period in which one image transitions to another forms no part of the claimed design.
The even-length broken line showing of a mobile device and display screen illustrates the environment of the article and forms no part of the claimed design. The remaining broken lines of uneven-length, showing a portion of a display screen, form no part of the claimed design.

(56) **References Cited**

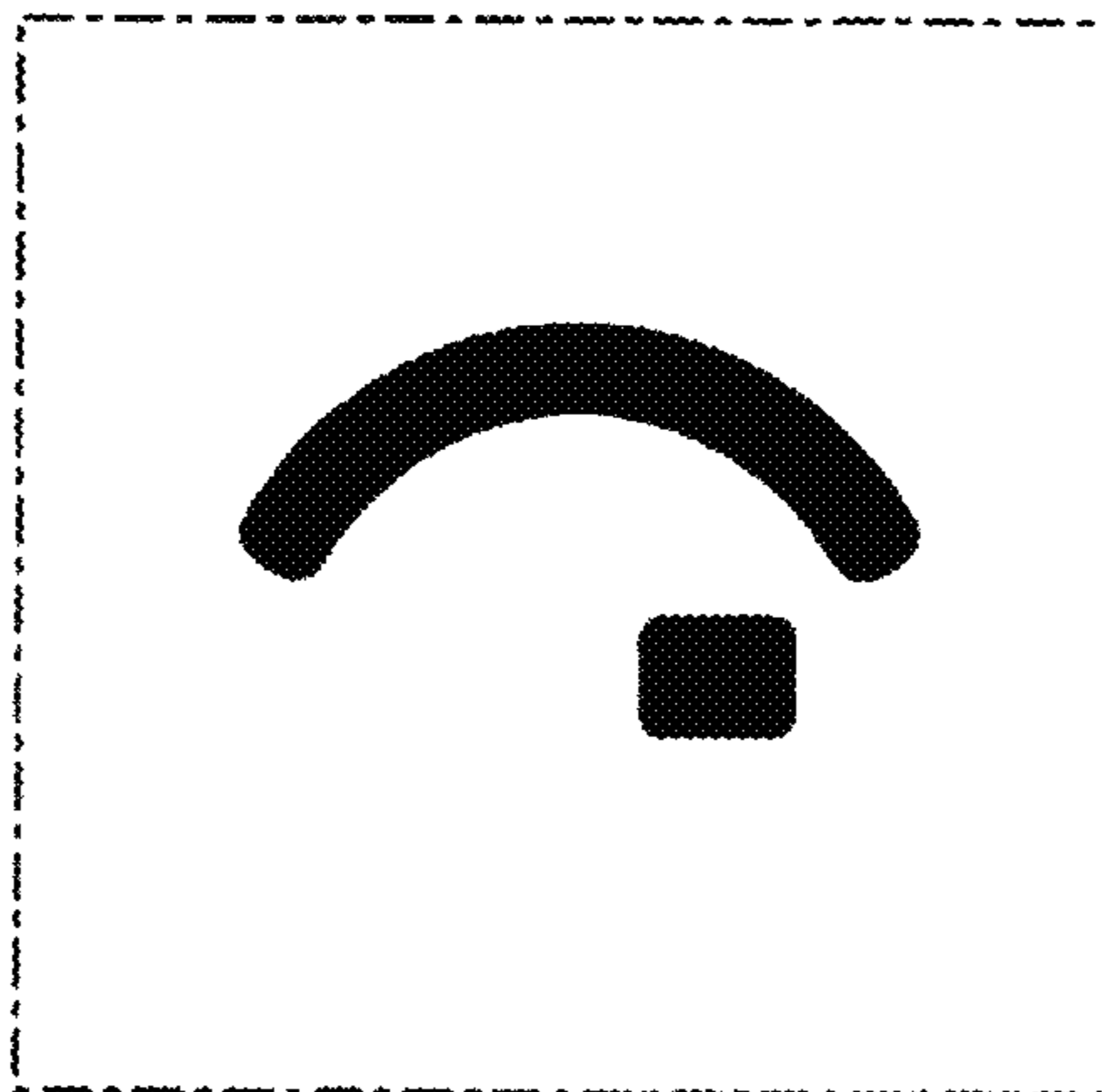
U.S. PATENT DOCUMENTS

D587,726 S *	3/2009	Tarara	D14/494
D642,198 S *	7/2011	Guss	D14/495
D645,880 S *	9/2011	Guss	D14/495
D645,881 S *	9/2011	Guss	D14/495

(Continued)

Primary Examiner — Cathron Brooks
Assistant Examiner — Christian P McLean

1 Claim, 20 Drawing Sheets



US D763,301 S

Page 2

(56)

References Cited

U.S. PATENT DOCUMENTS

D660,317 S * 5/2012 Jesberger D14/495
8,428,830 B2 * 4/2013 Diekhans A01D 41/127
701/50
D682,882 S * 5/2013 Cahill D14/490

D701,878 S * 4/2014 Cahill D14/488
D703,224 S * 4/2014 Skidgel D14/486
D703,683 S * 4/2014 Skidgel D14/486
D703,684 S * 4/2014 Morse D14/486
D705,252 S * 5/2014 Cahill D14/488
D727,335 S * 4/2015 Allison D14/485

* cited by examiner




FIG. 1

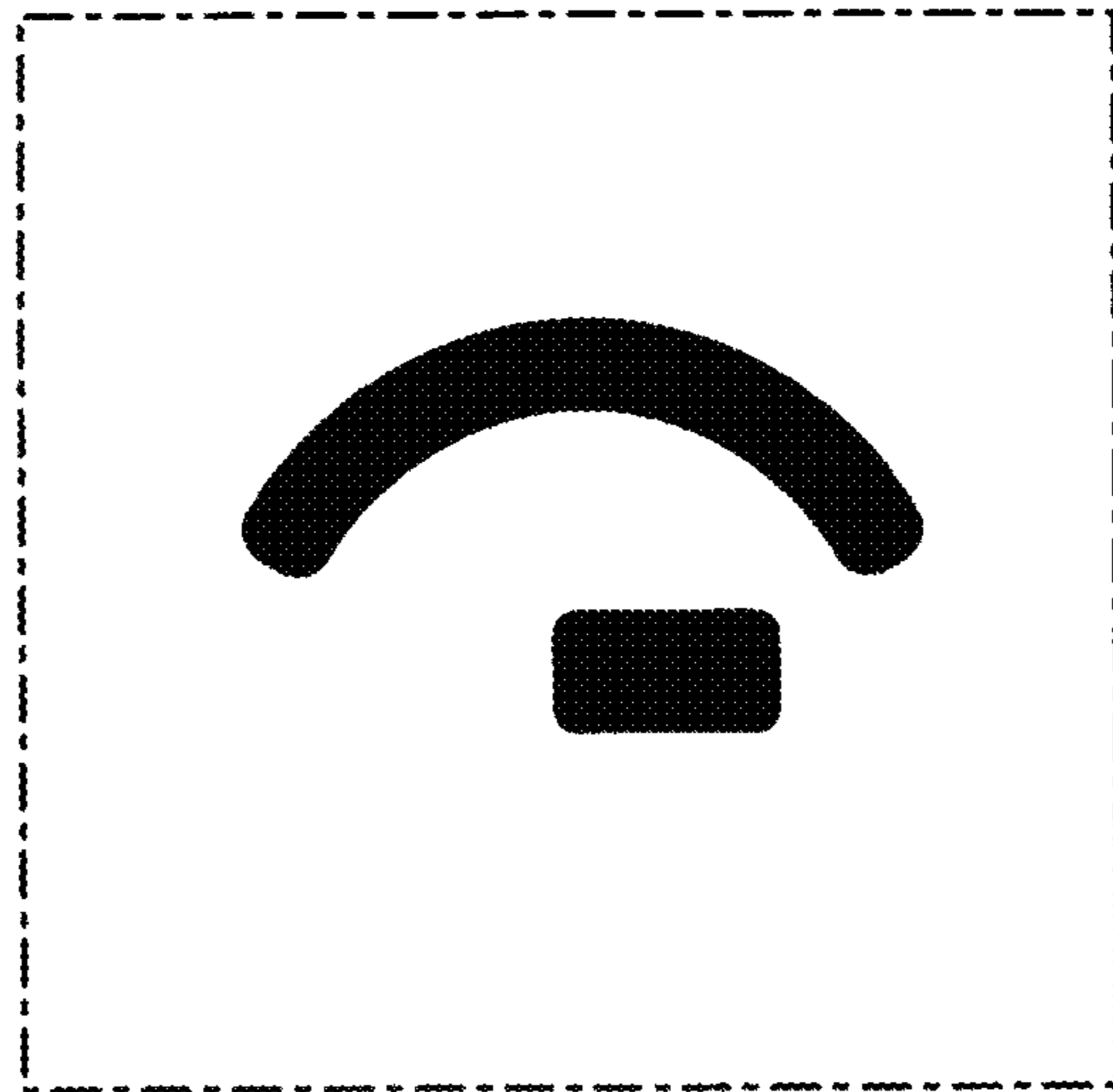


FIG. 2

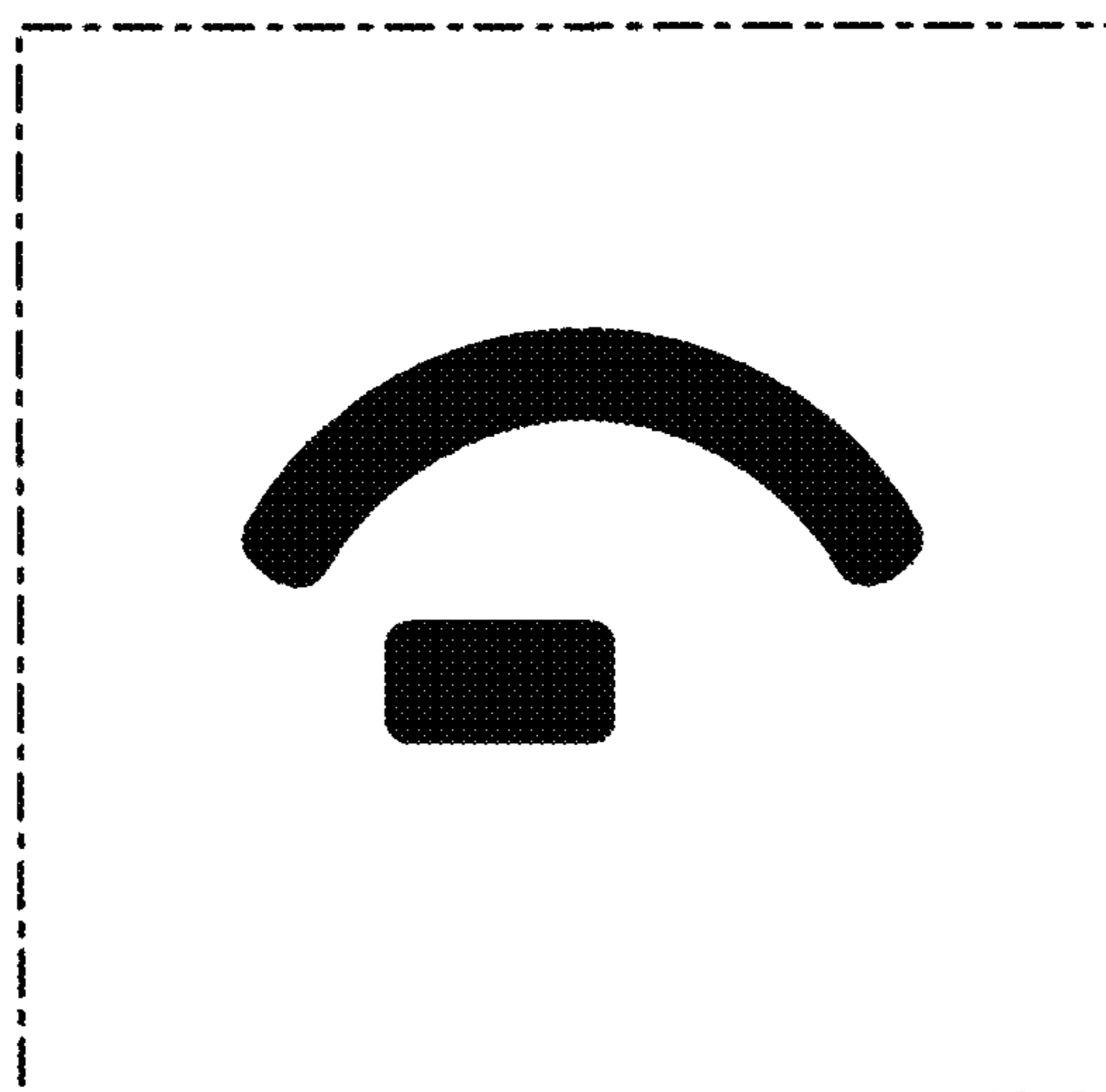


FIG. 3

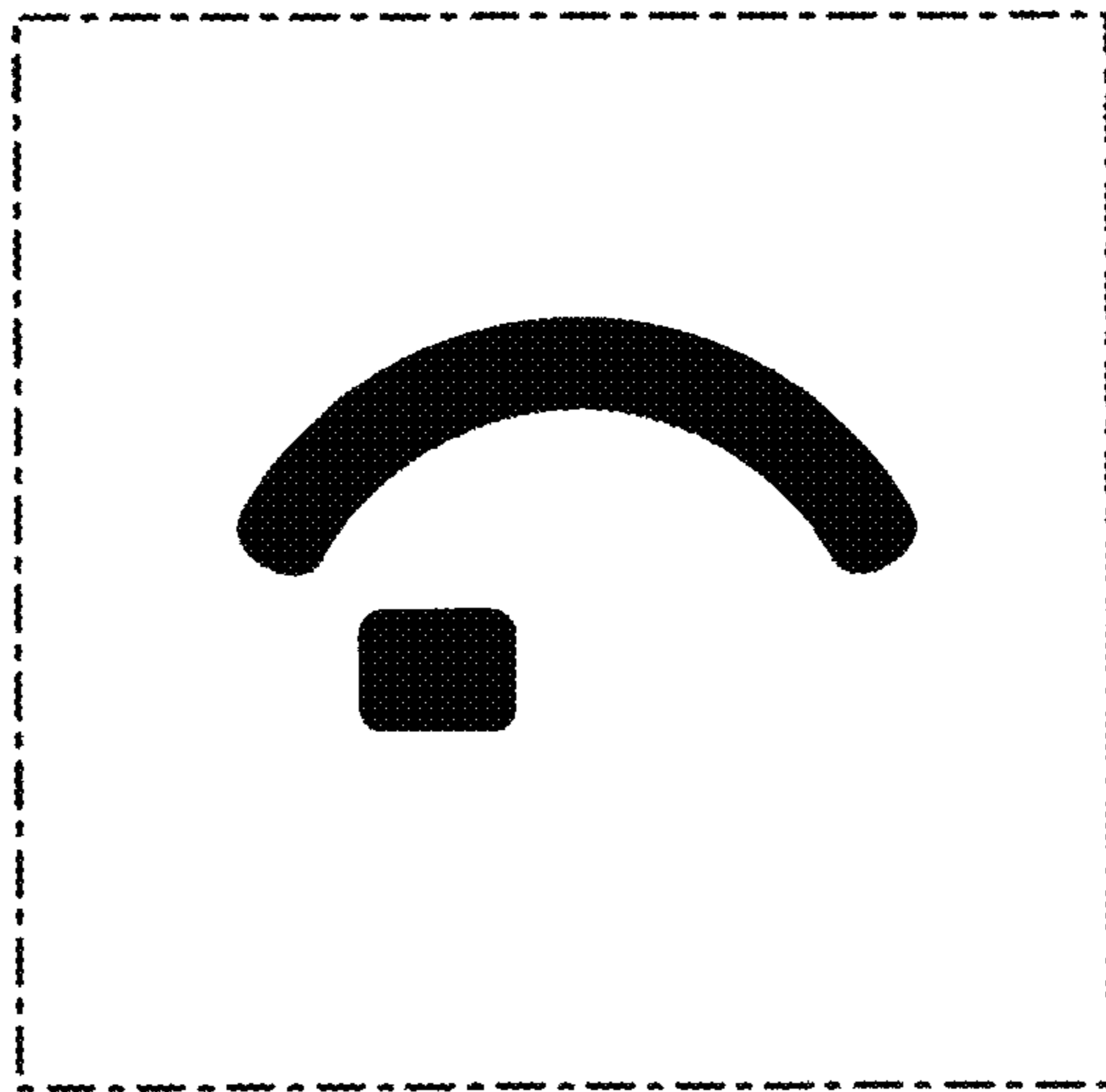


FIG. 4




FIG. 5




FIG. 6




FIG. 7

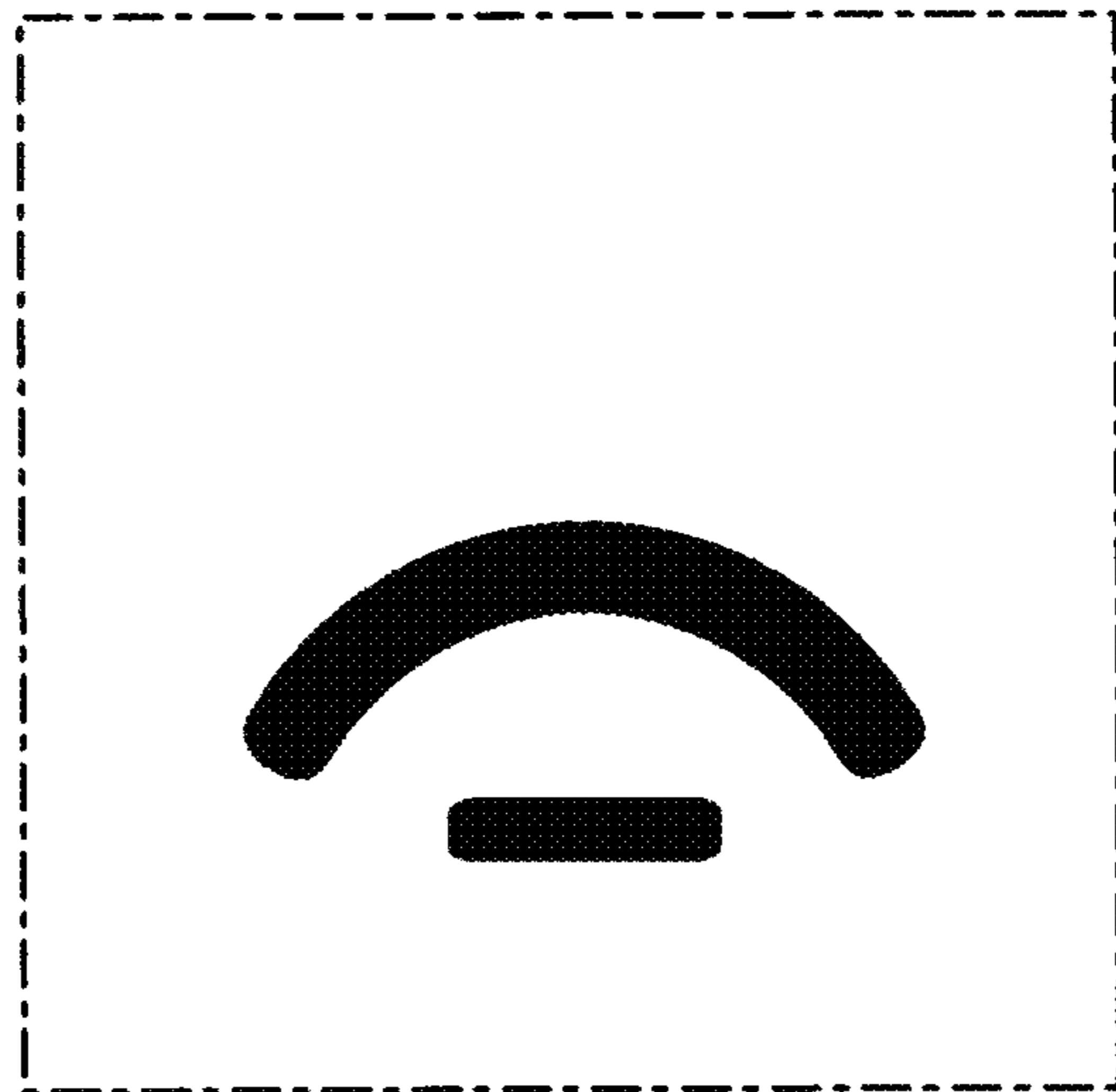


FIG. 8




FIG. 9

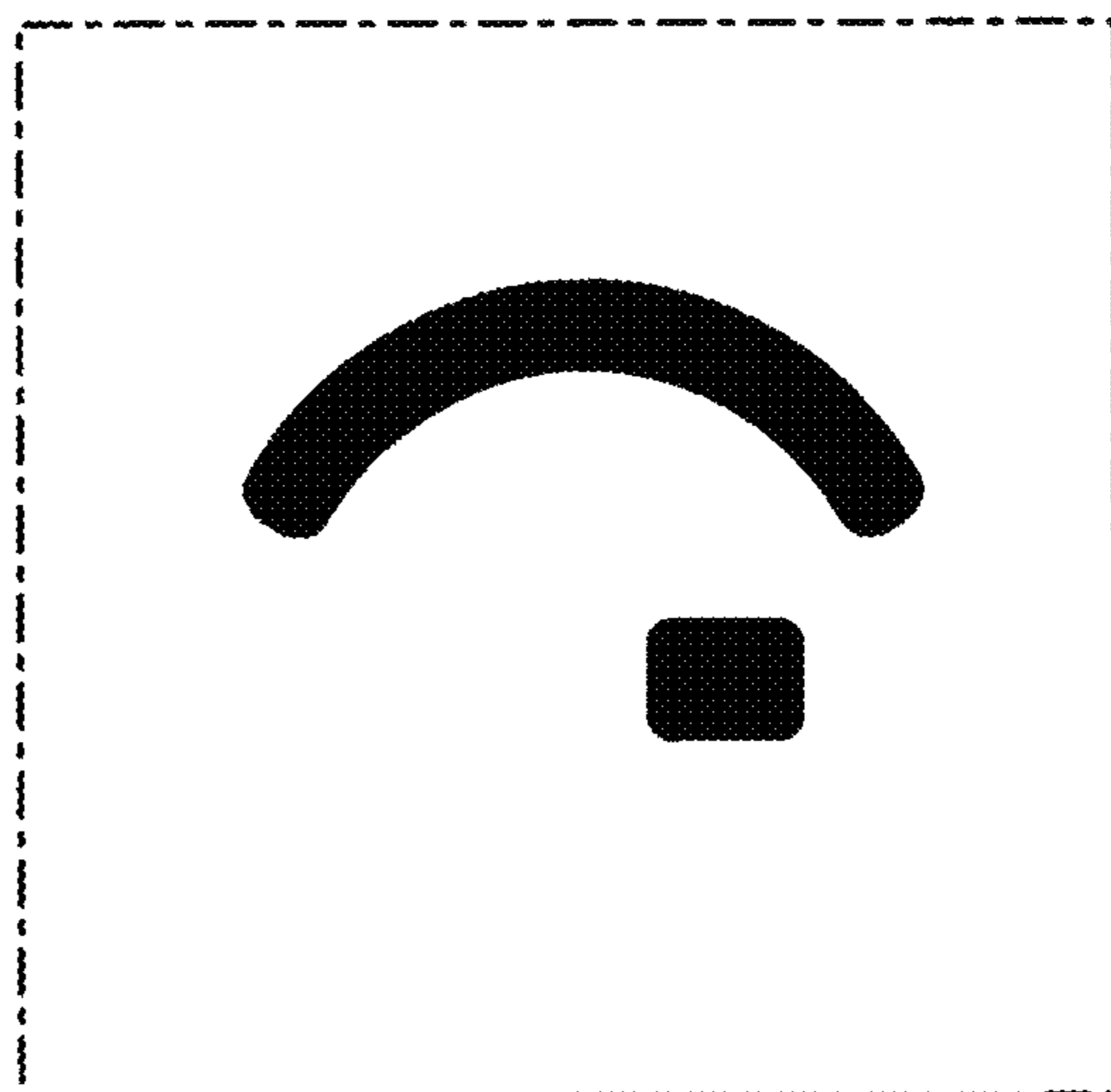


FIG. 10




FIG. 11




FIG. 12




FIG. 13




FIG. 14




FIG. 15




FIG. 16




FIG. 17

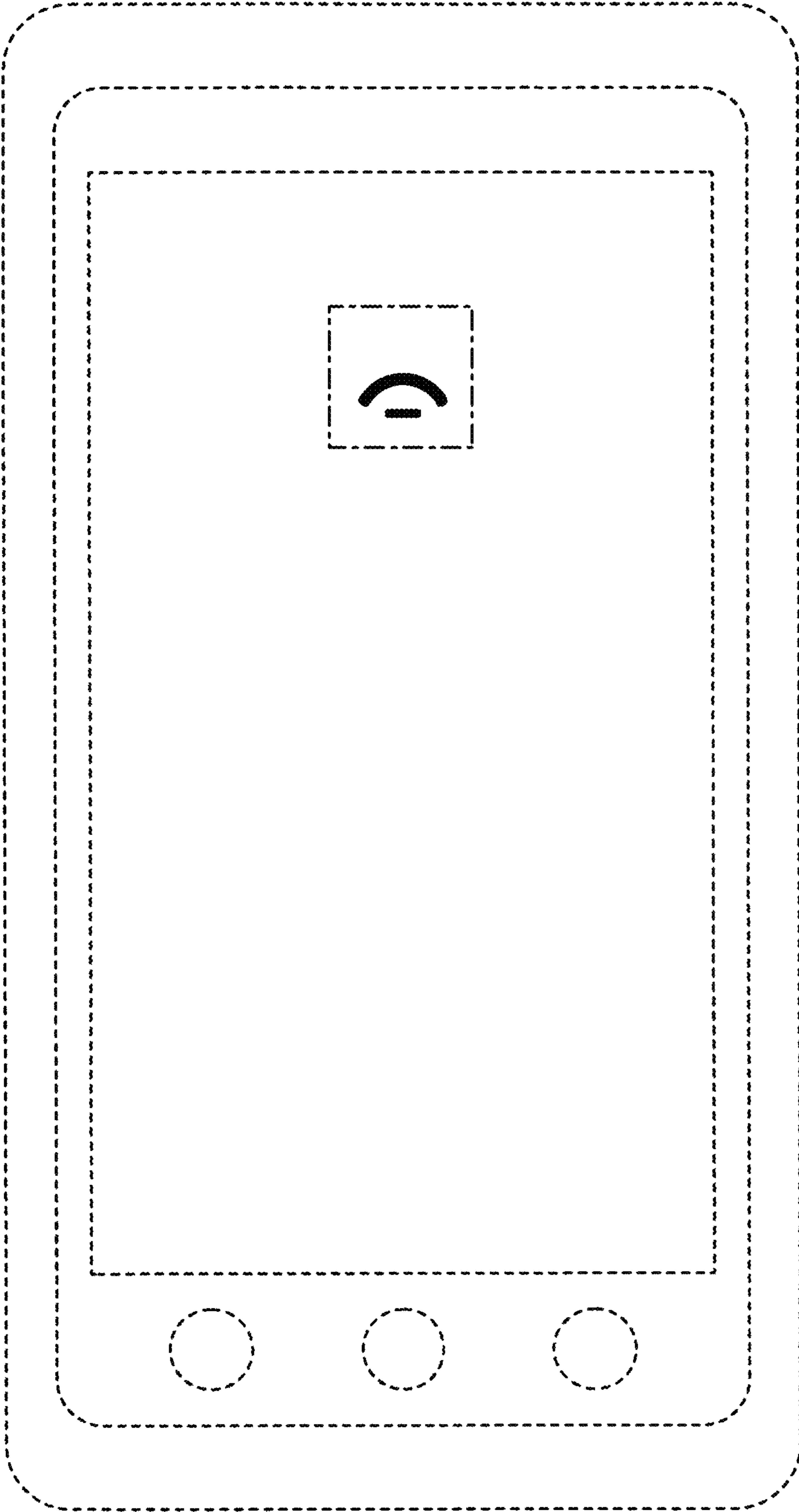


FIG. 18




FIG. 19




FIG. 20