



US00D763268S

(12) **United States Design Patent**
Woo et al.

(10) **Patent No.:** **US D763,268 S**
(45) **Date of Patent:** **** Aug. 9, 2016**

(54) **DISPLAY SCREEN OR PORTION THEREOF WITH GRAPHICAL USER INTERFACE**

D696,677 S * 12/2013 Corcoran D14/486
D701,223 S * 3/2014 Cho D14/486
D703,687 S * 4/2014 Nations D14/486
D705,792 S * 5/2014 Nations D14/486

(71) Applicant: **Samsung Electronics Co., Ltd.**,
Suwon-si (KR)

(Continued)

(72) Inventors: **Suk-Young Woo**, Seoul (KR); **Min-Sun Lee**, Seoul (KR); **Ju-Eun Lee**, Seoul (KR); **Han-Chul Jung**, Sungnam-Si (KR)

OTHER PUBLICATIONS

An Introduction to the jQuery UI Slider, posted date Apr. 2011, javascriptatoms.com, Copyright © 2016, site visited Mar. 3, 2016, Available from Internet, <<http://www.javascriptatoms.com/2011/04/an-introduction-to-the-jquery-ui-slider-4/>>.*

(73) Assignee: **Samsung Electronics Co., Ltd.**,
Suwon-si (KR)

Primary Examiner — Karen E Kearney

Assistant Examiner — Sharon S Oum

(**) Term: **14 Years**

(74) *Attorney, Agent, or Firm* — NSIP Law

(21) Appl. No.: **29/498,288**

(57) **CLAIM**

We claim the ornamental design for a display screen or portion thereof with graphical user interface, as shown and described.

(22) Filed: **Aug. 1, 2014**

(30) **Foreign Application Priority Data**

Feb. 12, 2014 (KR) 30-2014-0007048

(51) **LOC (10) Cl.** **14-04**

(52) **U.S. Cl.**
USPC **D14/485**

(58) **Field of Classification Search**
USPC D14/485–495
CPC G06F 3/04842; G06F 3/0488; G06F 2203/04808; G06F 3/017
See application file for complete search history.

DESCRIPTION

FIG. 1 is a front view of a display screen or portion thereof with graphical user interface showing our new design;

FIG. 2 is a front view thereof shown at a reduced scale, in which an oven in broken lines is provided to illustrate an example environment; and,

FIG. 3 is an enlarged view of the encircled portion in FIG. 2. The broken lines in the figures show portions of the display screen or portion thereof with graphical user interface and text which form no part of the claimed design.

The broken line showing of the oven in FIG. 2 is illustrating environmental structure and forms no part of the claimed design.

The dot-dash lines show a display screen or portion thereof and define the boundary of the claimed design, forming no part thereof.


The dot-dot-dash lines encircling the display screen or portion thereof in FIGS. 2 and 3 form no part of the claimed design.

(56) **References Cited**

U.S. PATENT DOCUMENTS

D415,483 S * 10/1999 Decker D14/486
D445,426 S * 7/2001 Wang D14/486
D544,495 S * 6/2007 Evans D14/488
7,518,611 B2 * 4/2009 Boyd G06F 9/4428
345/419
D644,662 S * 9/2011 Gardner D14/491
D659,704 S * 5/2012 Sharma D14/486
D671,550 S * 11/2012 Chen D14/486

1 Claim, 3 Drawing Sheets



(56)

References Cited

U.S. PATENT DOCUMENTS

D707,245 S * 6/2014 Bruck D14/486
D709,905 S * 7/2014 Bohmfalk D14/486
D742,913 S * 11/2015 Torres D14/489
D746,854 S * 1/2016 Shardlow D14/487
D748,117 S * 1/2016 Kadosh D14/486

2008/0200312 A1* 8/2008 Tagliabue A63B 24/0084
482/9
2010/0194763 A1* 8/2010 Niles G06T 13/20
345/474
2013/0024799 A1* 1/2013 Fadell G05D 23/1902
715/771
2013/0111388 A1* 5/2013 Togami G06F 19/3437
715/771

* cited by examiner

FIG. 1




FIG. 2

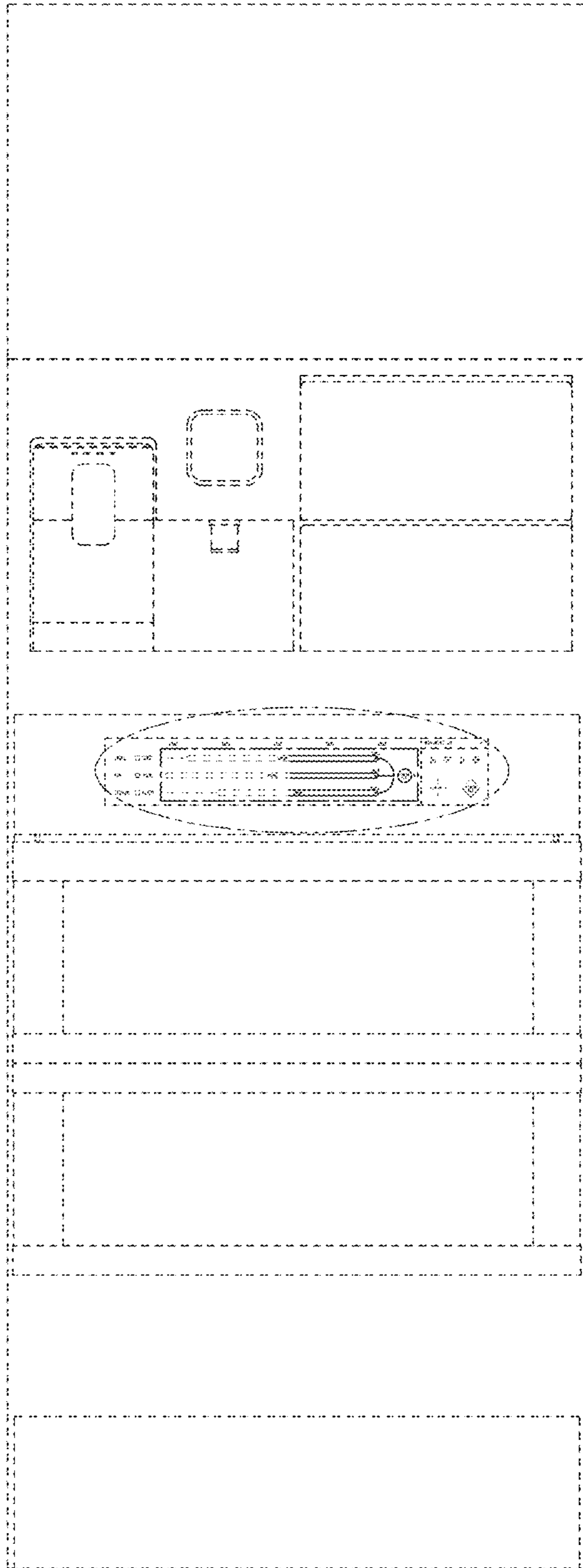


FIG. 3

