



US00D763249S

(12) **United States Design Patent**  
**Lee et al.**

(10) **Patent No.:** **US D763,249 S**  
(45) **Date of Patent:** **\*\* Aug. 9, 2016**

(54) **LAPTOP**

(71) Applicant: **Samsung Electronics Co., Ltd.**,  
Suwon-si (KR)

(72) Inventors: **Yerang Lee**, Gunpo-si (KR); **Hoyoung Seoc**, Seoul (KR)

(73) Assignee: **Samsung Electronics Co., Ltd.**,  
Suwon-si (KR)

(\*\*) Term: **14 Years**

(21) Appl. No.: **29/526,201**

(22) Filed: **May 7, 2015**

(30) **Foreign Application Priority Data**

Dec. 24, 2014 (KR) ..... 30-2014-0062989

(51) **LOC (10) Cl.** ..... **14-02**

(52) **U.S. Cl.**  
USPC ..... **D14/315**

(58) **Field of Classification Search**

USPC ..... D14/315-327; D18/1, 2, 7, 11;  
235/145 A, 145 R; 341/22, 23; 345/104,  
345/156, 168, 169, 173; 361/679.08,  
361/679.09, 679.11, 679.26, 679.27  
CPC ..... G06F 1/16; G06F 1/1616; G06F 1/1626;  
G06F 1/1632; G06F 1/1613; G06F 1/1601;  
G06F 1/1618; G06F 1/162; G06F 1/166;  
G06F 1/1654; G06F 1/1681; G06F 1/1637;  
G06F 1/1688; H01R 35/02; H03M 11/00;  
G09B 13/04; H03K 17/94; G09G 5/00;  
F16M 11/10; H05K 5/00; H04M 1/0237

See application file for complete search history.

(56) **References Cited**

**U.S. PATENT DOCUMENTS**

D682,828 S \* 5/2013 Kim ..... D14/327  
D714,283 S 9/2014 Lin et al.

D722,602 S \* 2/2015 Schoenith ..... D14/440  
2002/0089819 A1 \* 7/2002 Misawa ..... G06F 1/1616  
361/679.09  
2005/0083644 A1 \* 4/2005 Song ..... G06F 1/162  
361/679.06

**FOREIGN PATENT DOCUMENTS**

CN 2004300045743 8/2005  
CN 201430110972.7 9/2014  
EM 001355291-0003 1/2013  
IN 217035 7/2008

\* cited by examiner

*Primary Examiner* — Freda S Nunn

(74) *Attorney, Agent, or Firm* — NSIP Law

(57) **CLAIM**

We claim the ornamental design for a laptop, as shown and described.

**DESCRIPTION**

FIG. 1 is a front perspective view of a laptop showing our new design;

FIG. 2 is a front view thereof;

FIG. 3 is a rear view thereof;

FIG. 4 is a left-side view thereof;

FIG. 5 is a right-side view thereof;

FIG. 6 is a top view thereof;

FIG. 7 is a bottom view thereof;

FIG. 8 is a front perspective view of the laptop shown in a closed position;

FIG. 9 is a front view thereof;

FIG. 10 is a rear view thereof;

FIG. 11 is a left-side view thereof;

FIG. 12 is a right-side view thereof;

FIG. 13 is a top view thereof; and,

FIG. 14 is a bottom view thereof.

The broken lines in the figures show portions of the laptop which form no part of the claimed design.

**1 Claim, 14 Drawing Sheets**

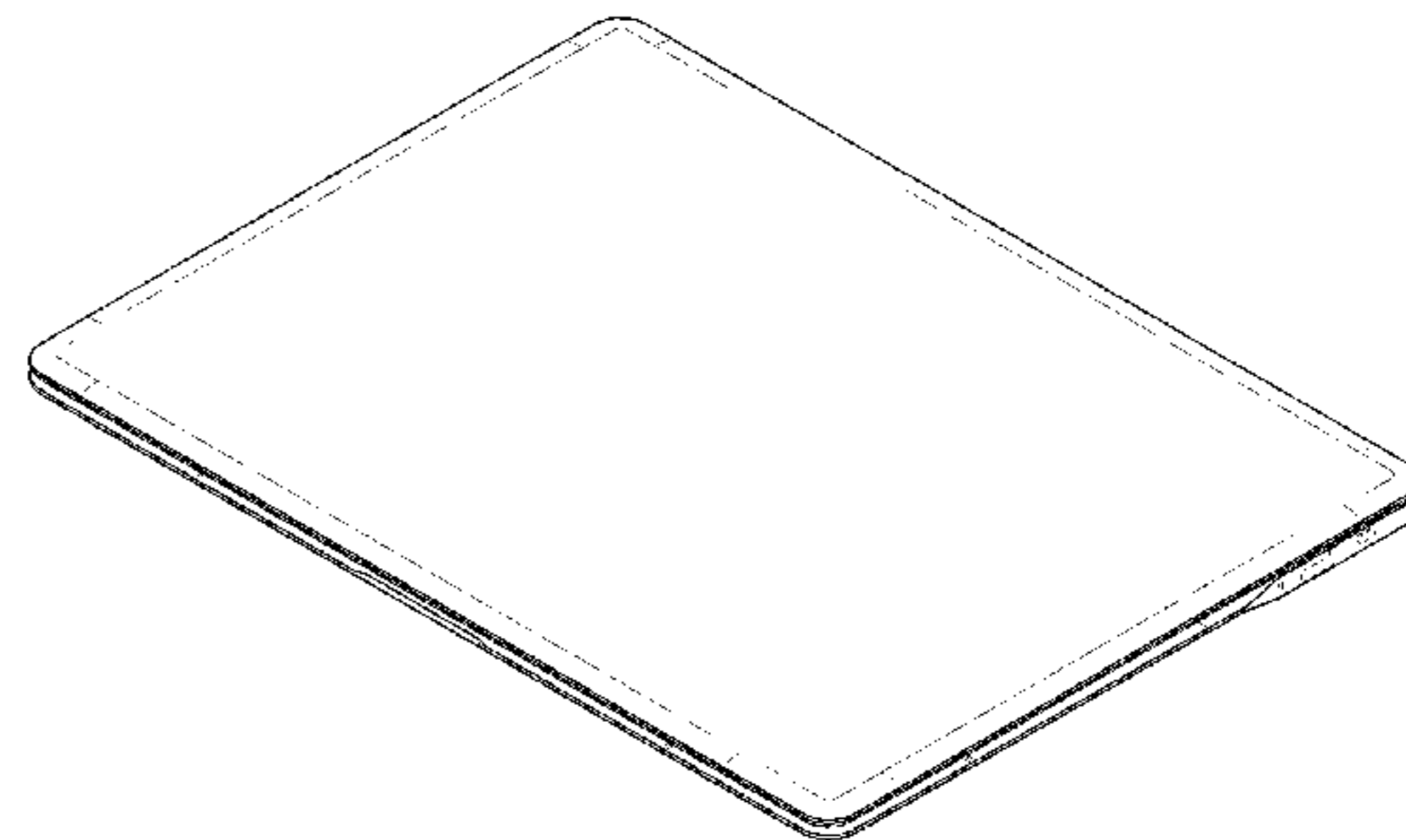
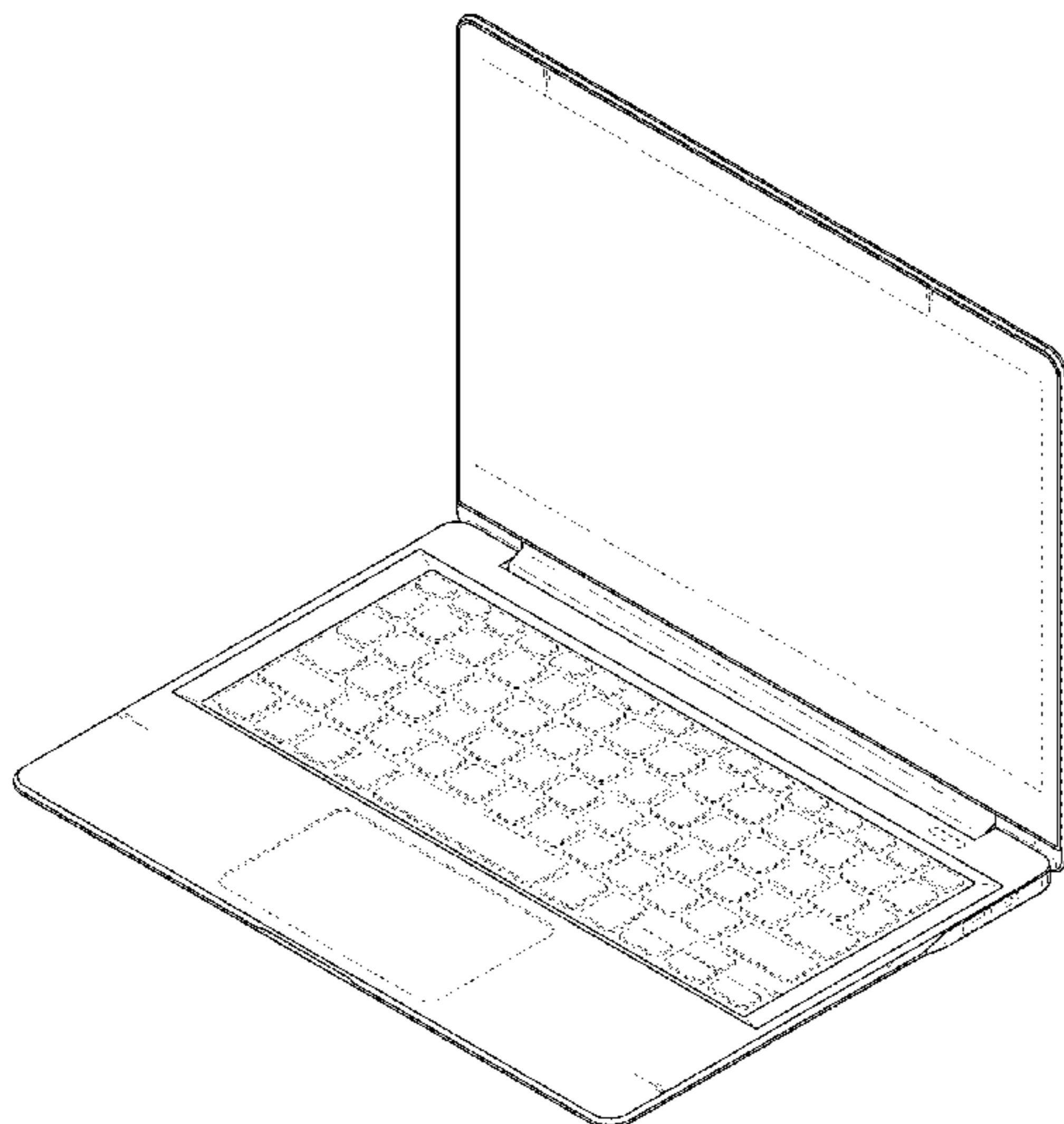


FIG. 1

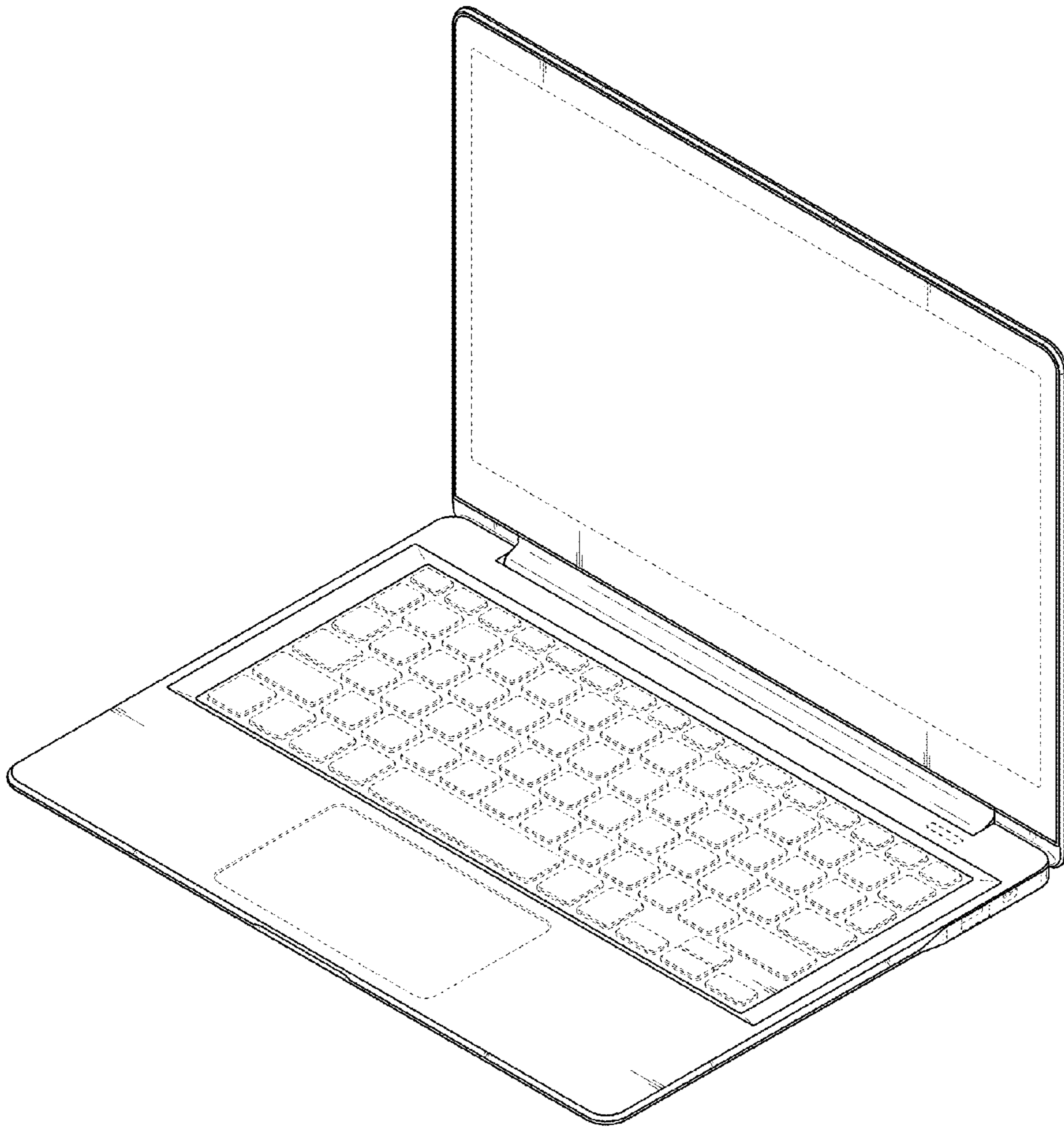


FIG. 2

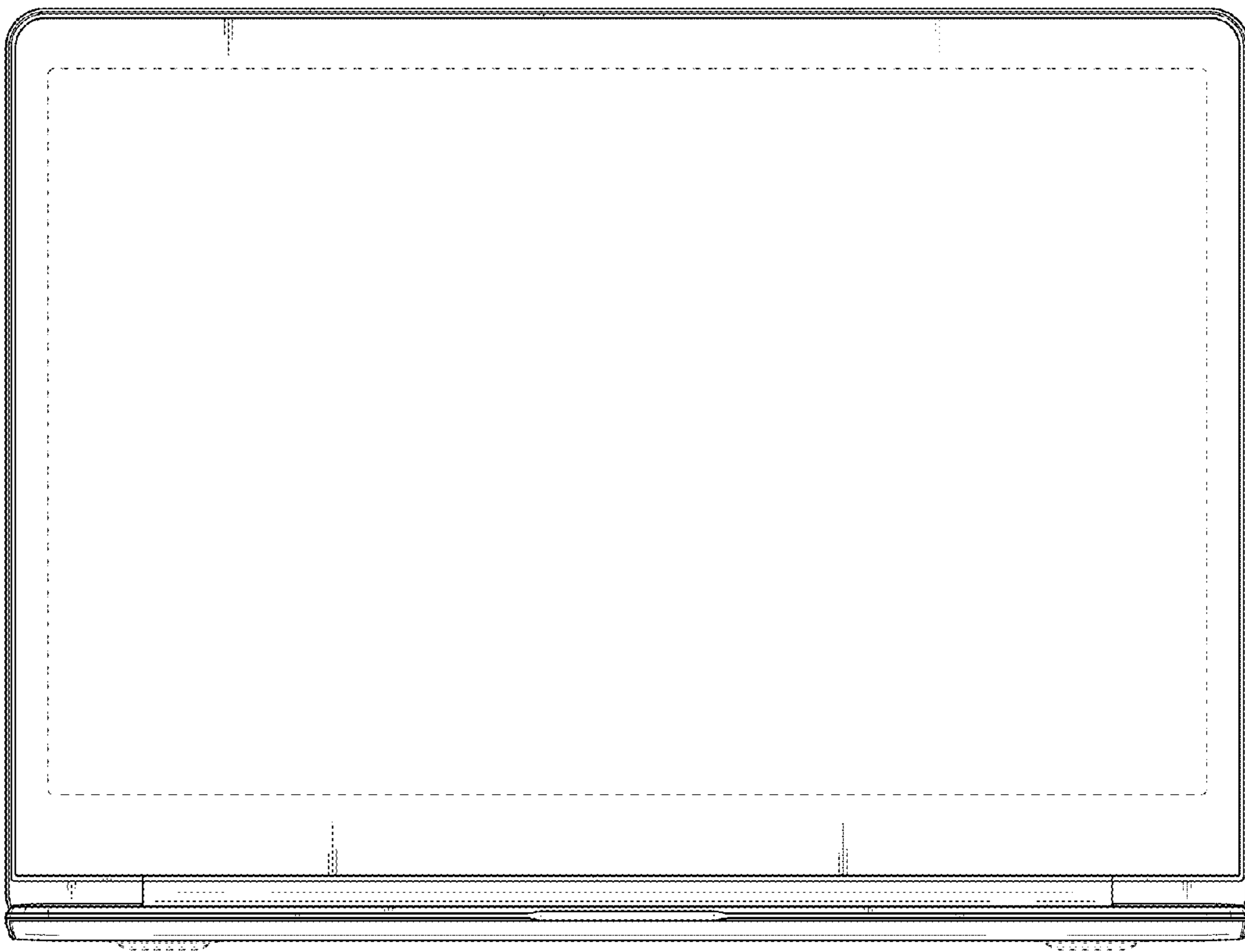


FIG. 3




FIG. 4




FIG. 5






FIG. 6




FIG. 7






FIG. 8

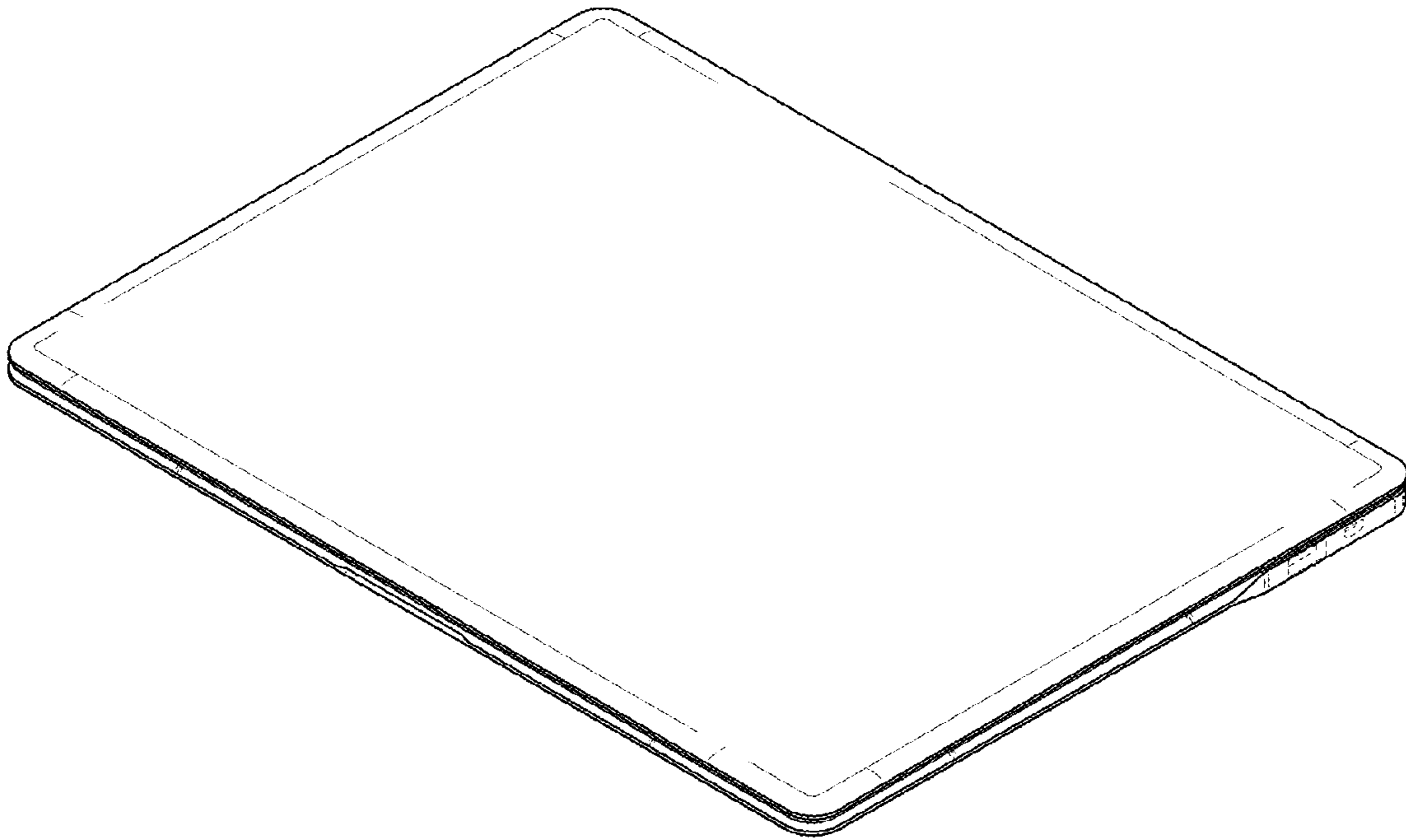


FIG. 9




FIG. 10

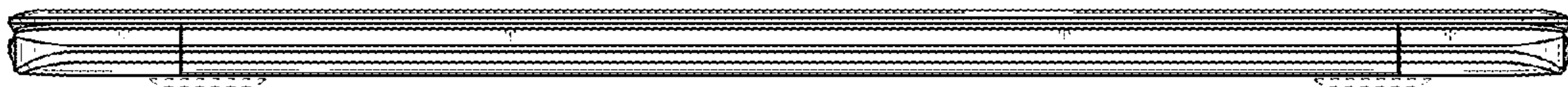


FIG. 11




FIG. 12

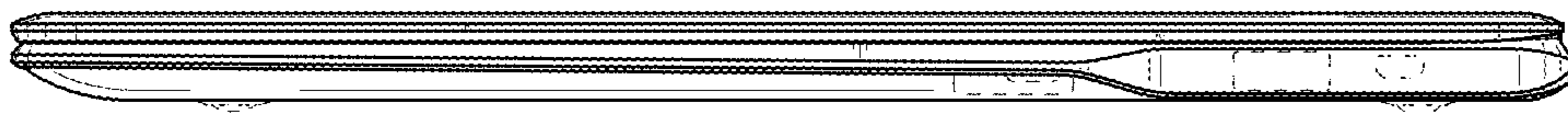


FIG. 13






FIG. 14

