



US00D763248S

(12) **United States Design Patent**
Rivera et al.

(10) **Patent No.:** **US D763,248 S**
(45) **Date of Patent:** **** Aug. 9, 2016**

(54) **NOTEBOOK COMPUTER HOUSING**

- (71) Applicant: **Google Inc.**, Mountain View, CA (US)
- (72) Inventors: **Felix Jose Alvarez Rivera**, San Jose, CA (US); **Lawrence Lam**, San Jose, CA (US)
- (73) Assignee: **Google Inc.**, Mountain View, CA (US)
- (**) Term: **14 Years**
- (21) Appl. No.: **29/521,347**
- (22) Filed: **Mar. 23, 2015**

Related U.S. Application Data

- (60) Division of application No. 29/469,169, filed on Oct. 8, 2013, now Pat. No. Des. 737,268, which is a continuation of application No. 29/436,497, filed on Nov. 6, 2012, now Pat. No. Des. 717,786.
- (51) **LOC (10) Cl.** **14-02**
- (52) **U.S. Cl.**
USPC **D14/315**
- (58) **Field of Classification Search**
USPC D14/315-327; D18/1, 2, 7, 11; 235/145 A, 145 R; 341/22, 23; 345/104, 345/156, 168, 169, 173; 361/679.08, 361/679.09, 679.11, 679.26, 679.27
CPC G06F 1/16; G06F 1/1616; G06F 1/1626; G06F 1/1632; G06F 1/1613; G06F 1/1601; G06F 1/1618; G06F 1/162; G06F 1/166; G06F 1/1654; G06F 1/1681; G06F 1/1637; G06F 1/1688; H01R 35/02; H03M 11/00; G09B 13/04; H03K 17/94; G09G 5/00; F16M 11/10; H05K 5/00; H04M 1/0237
See application file for complete search history.

(56) **References Cited**

U.S. PATENT DOCUMENTS

- 5,566,048 A 10/1996 Esterberg et al.
- 6,519,139 B2 2/2003 Kambayashi

(Continued)

FOREIGN PATENT DOCUMENTS

KR 300381349 5/2005

OTHER PUBLICATIONS

Taiwanese Examination Report for Application No. 102303112 dated Nov. 26, 2013.

(Continued)

Primary Examiner — Freda S Nunn

(74) *Attorney, Agent, or Firm* — Lerner, David, Littenberg, Krumholz & Mentlik, LLP

(57) **CLAIM**

The ornamental design for a notebook computer housing, as shown and described.

DESCRIPTION

FIG. 1 is a front perspective view of a notebook computer housing shown in a closed configuration according to our design;

FIG. 2 is a front view thereof;

FIG. 3 is a back view thereof;

FIG. 4 is a right side view thereof;

FIG. 5 is a left side view thereof;

FIG. 6 is a top view thereof; and,


FIG. 7 is a bottom view thereof.

Broken lines are environmental only and form no part of the claimed design.

The pairs of closely adjacent, spaced jagged broken lines in the drawings form no part of the claimed design and the portions between such pairs of jagged broken lines are broken away to disclose indeterminate length. Portions of the design that may be visible between the jagged lines have been removed for clarity.

Dash-dot lines adjacent un-shaded areas represent bounds of the claimed design and form no part of the claimed design themselves.

1 Claim, 4 Drawing Sheets



(56)

References Cited

U.S. PATENT DOCUMENTS

6,785,128 B1 8/2004 Yun
D558,752 S 1/2008 Andre et al.
D564,511 S 3/2008 Akhtar
D630,221 S 1/2011 Sogabe et al.
D635,575 S 4/2011 Masui et al.
8,085,533 B2 12/2011 Zhao et al.
D737,268 S * 8/2015 Rivera D14/315
2002/0080576 A1 6/2002 Katagiri
2002/0089819 A1 7/2002 Misawa et al.

2002/0176224 A1 11/2002 Dhar et al.
2006/0146488 A1 7/2006 Kimmel
2006/0209503 A1 9/2006 Bovio et al.
2006/0282985 A1 12/2006 Lu et al.
2011/0255727 A1 10/2011 Azuchi

OTHER PUBLICATIONS

Taiwanese Examination Report for Application No. 103301126
dated Jun. 25, 2014.

* cited by examiner

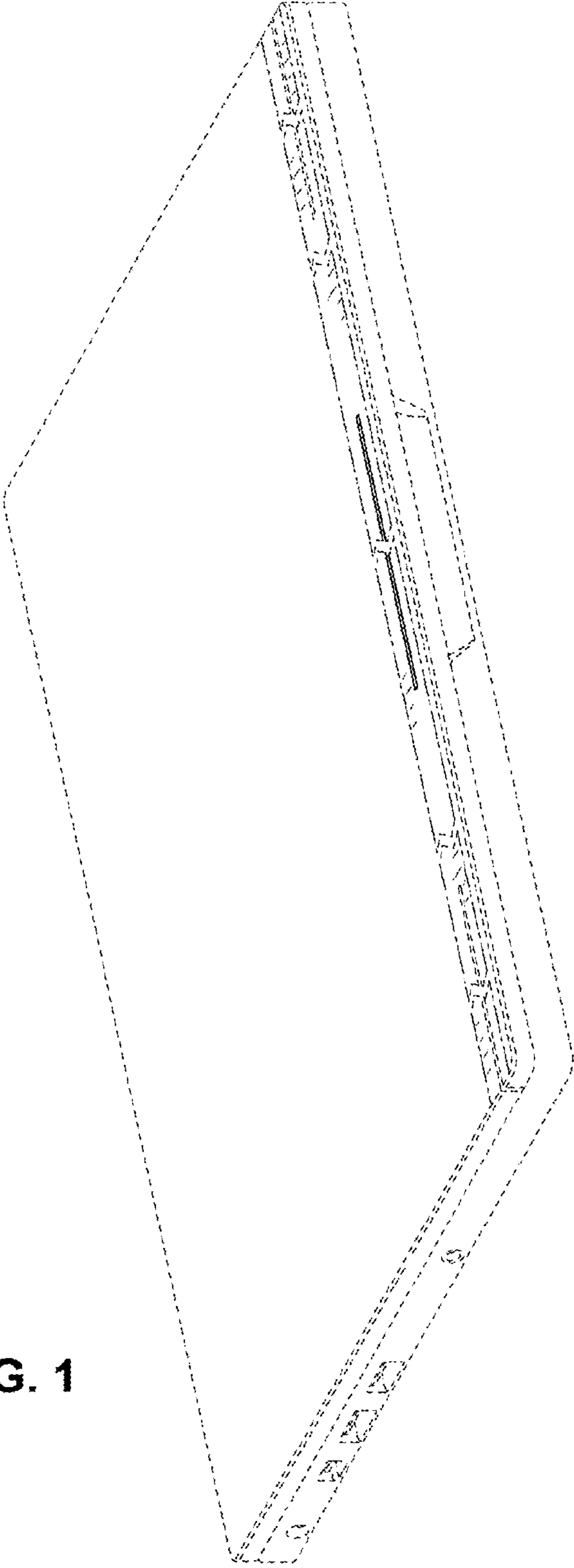


FIG. 1




FIG. 2

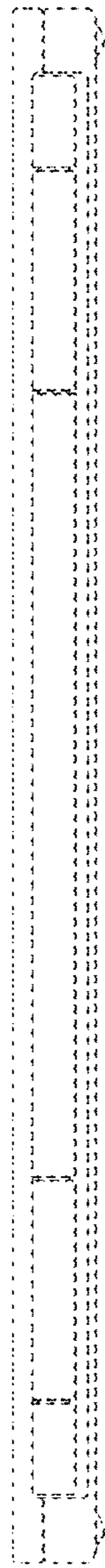


FIG. 3




FIG. 4




FIG. 5




FIG. 6




FIG. 7