



US00D763245S

(12) **United States Design Patent**
Jasinski et al.

(10) **Patent No.:** **US D763,245 S**

(45) **Date of Patent:** **** Aug. 9, 2016**

(54) **INFORMATION HANDLING SYSTEM**

- (71) Applicant: **Dell Products L.P.**, Round Rock, TX (US)
- (72) Inventors: **Joseph E. Jasinski**, Austin, TX (US);
Brian Hargrove Leonard, Austin, TX (US);
Sung Kyun Bai, Austin, TX (US);
Cheng-Chia Chiu, New Taipei (TW)
- (73) Assignee: **Dell Products L.P.**, Round Rock, TX (US)

(**) Term: **15 Years**

(21) Appl. No.: **29/526,989**

(22) Filed: **May 14, 2015**

(51) **LOC (10) Cl.** **14-02**

(52) **U.S. Cl.**
USPC **D14/300**

(58) **Field of Classification Search**
 USPC D14/240, 300, 301, 308, 313, 314,
 D14/348–356, 364–368, 441–446, 188;
 D13/123, 158, 162, 184, 199;
 312/223.1–223.3, 351.11;
 360/99.01–99.12; 369/34.01–36.01;
 361/679.31–679.33, 679.37, 679.39,
 361/679.46, 679.53, 679.4, 679.41, 727
 CPC G06F 1/20; G06F 1/181; G06F 1/187;
 G06F 1/183; G06F 1/184; H05K 7/16; H05K
 7/1424; H05K 7/1409; H05K 7/20; H05K
 7/20545; H05K 7/20727; H05H 7/20; G11B
 33/126; G11B 33/128; G11B 33/08

See application file for complete search history.

(56) **References Cited**

U.S. PATENT DOCUMENTS

D383,119	S	*	9/1997	Mousa	D14/349
6,549,398	B2	*	4/2003	Chen	G06F 1/184 312/223.1
D537,443	S	*	2/2007	Lauffer	D14/349
D545,308	S	*	6/2007	Lauffer	D14/349
D585,447	S	*	1/2009	Chen	D14/349
D647,521	S	*	10/2011	Takeda	D14/300
D677,253	S	*	3/2013	Crisp	D14/300
D690,694	S	*	10/2013	Utsuki	D14/364
D691,126	S	*	10/2013	Morton	D14/300

* cited by examiner

Primary Examiner — Freda S Nunn

(74) *Attorney, Agent, or Firm* — Terrile, Cannatti, Chambers & Holland, LLP; Stephen A. Terrile

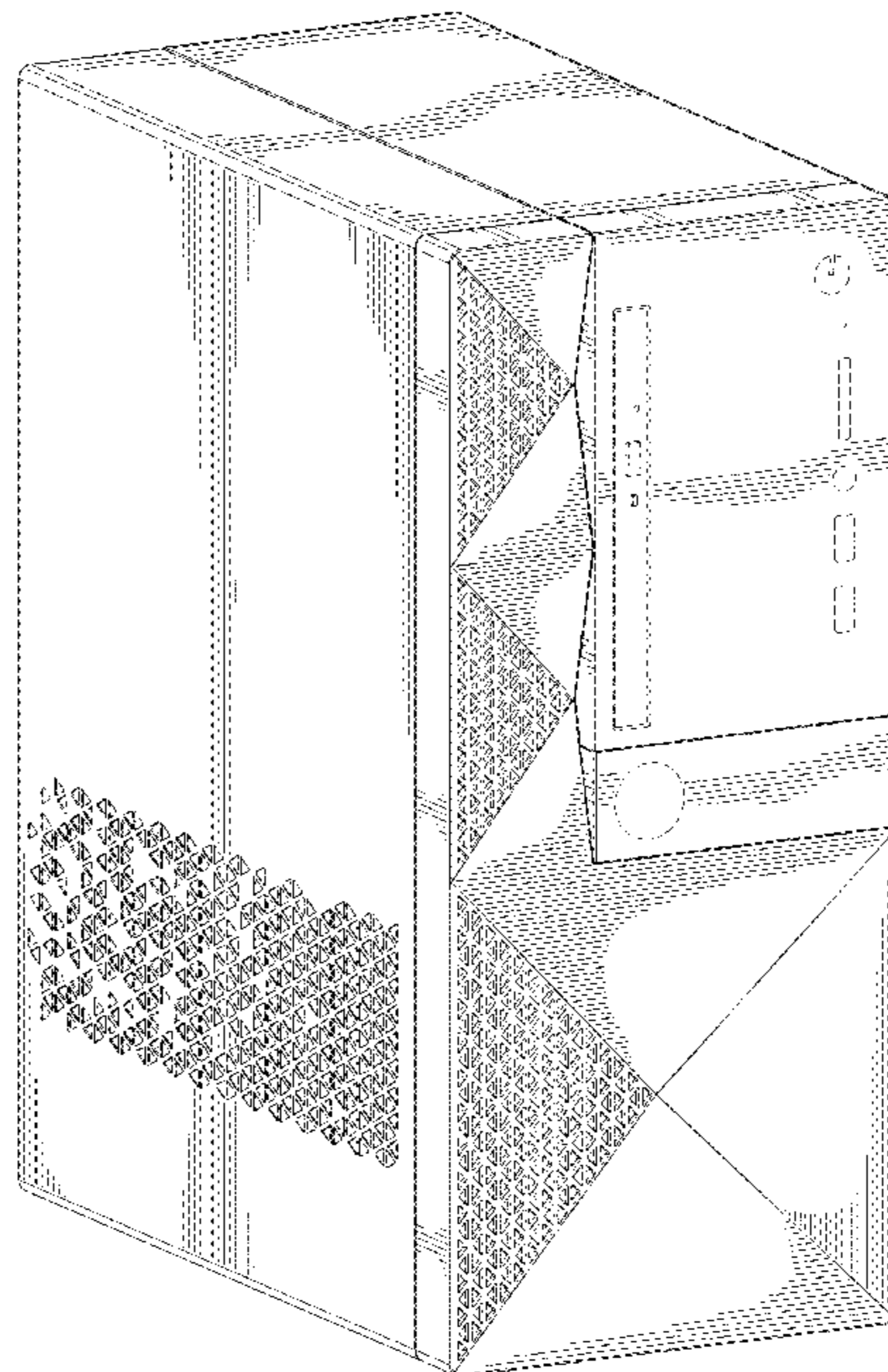
(57) **CLAIM**

We claim the ornamental design for an information handling system, as shown and described.

DESCRIPTION

FIG. 1 is a front perspective view of the information handling system comprising the present invention;
 FIG. 2 is a front view thereof;
 FIG. 3 is a rear view thereof;
 FIG. 4 is a right side view thereof;
 FIG. 5 is a left side view thereof;
 FIG. 6 is a top view thereof; and,
 FIG. 7 is a bottom view thereof.
 Broken lines shown in the drawings illustrate portions of the information handling system, and form no part of the claimed design.

1 Claim, 7 Drawing Sheets



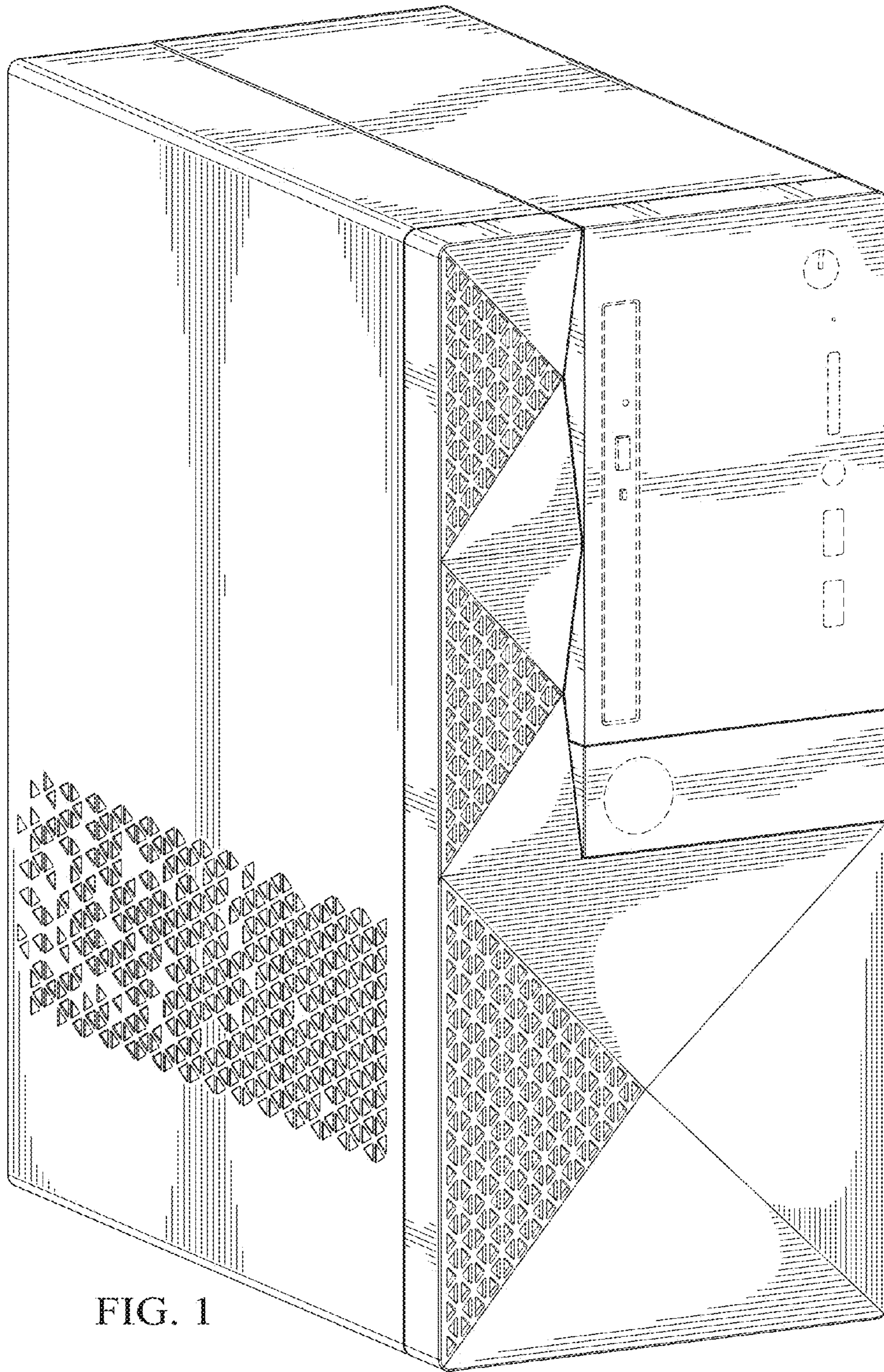


FIG. 1

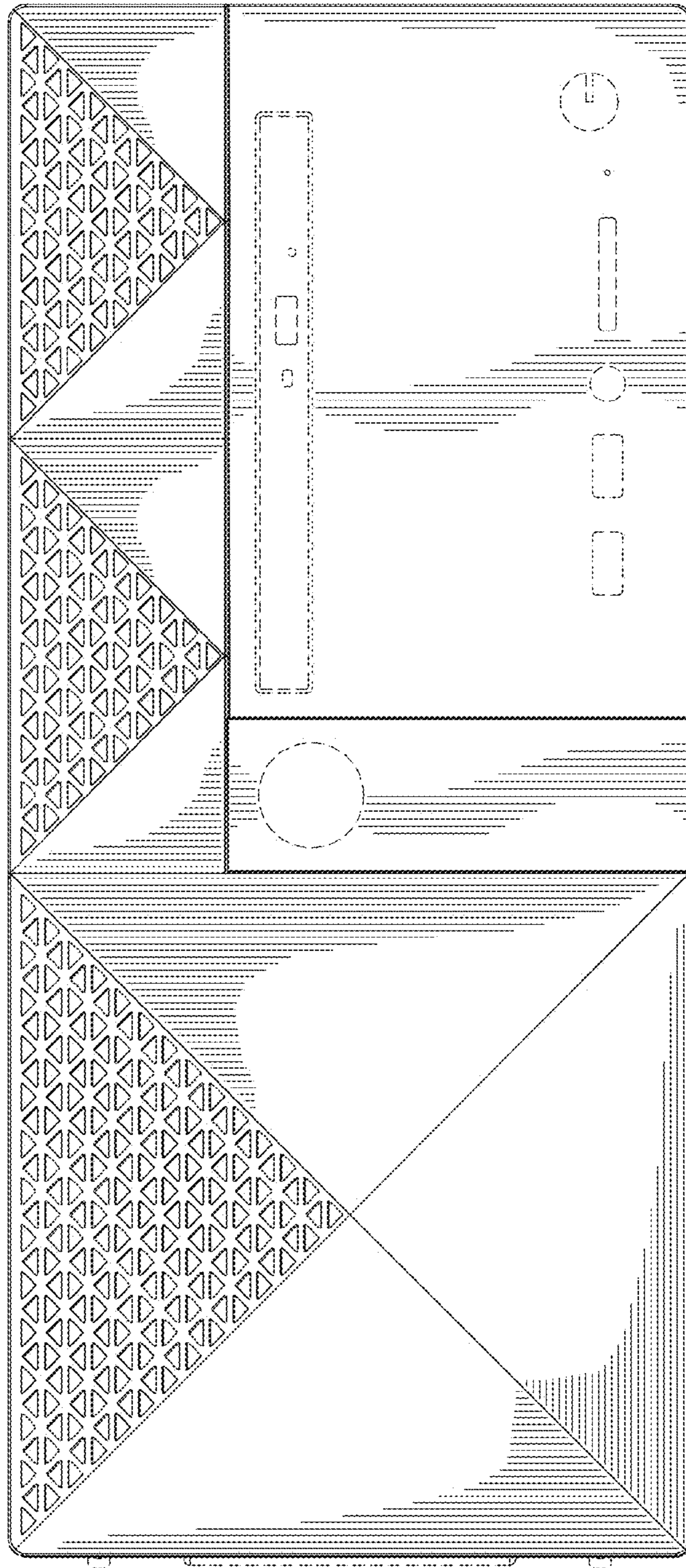


FIG. 2




FIG. 3

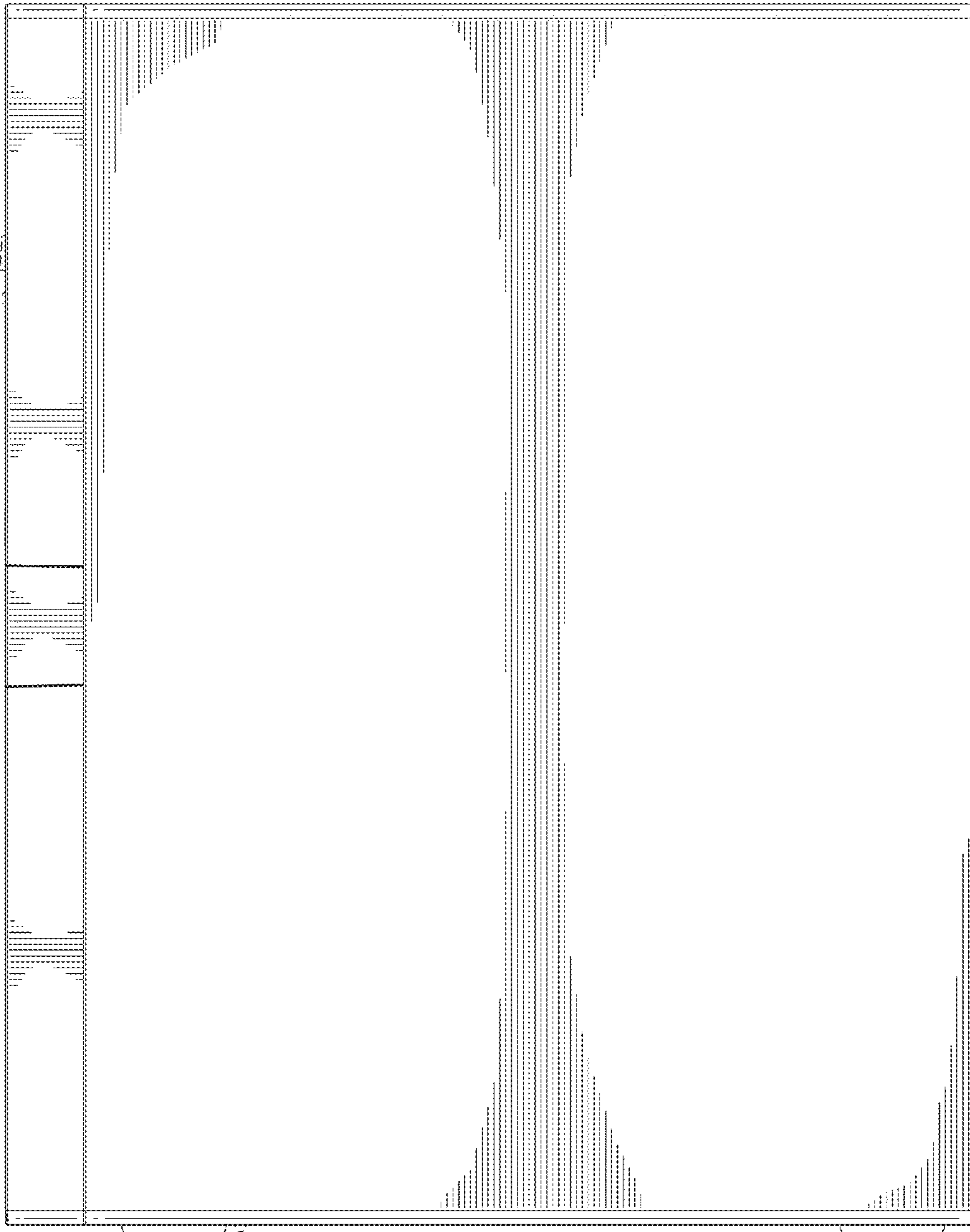


FIG. 4

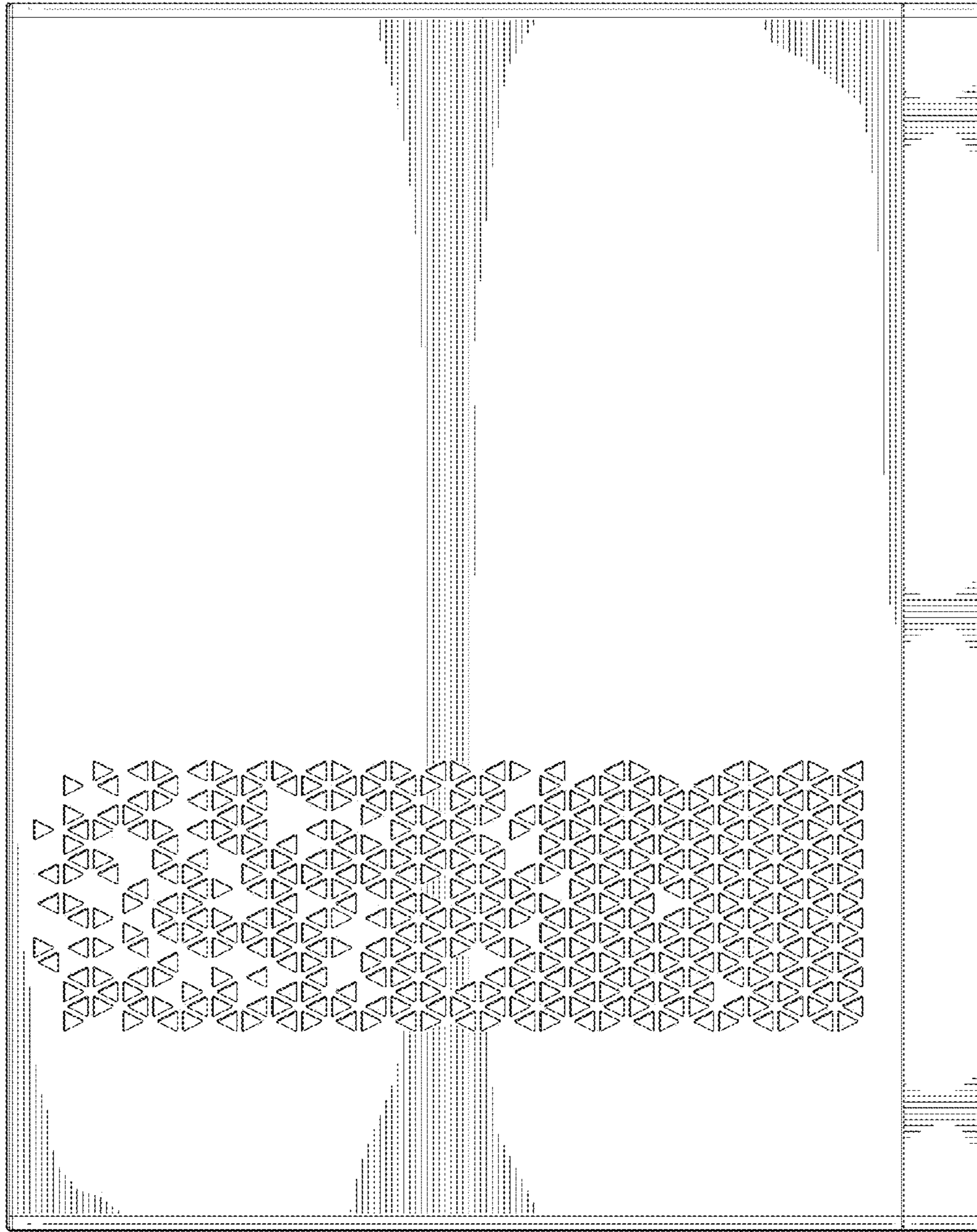


FIG. 5

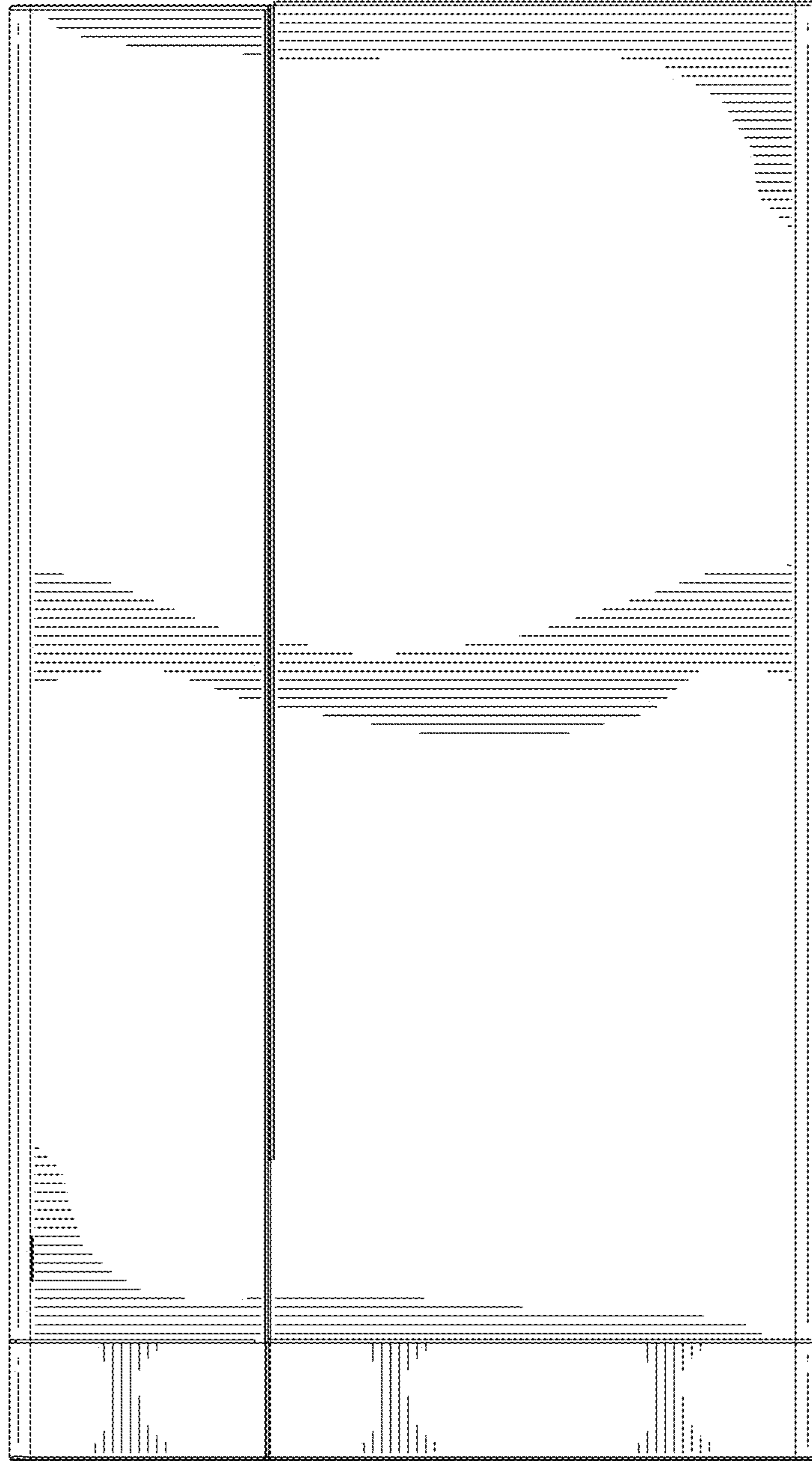


FIG. 6




FIG. 7