

US00D763243S

(12) **United States Design Patent**
Adelman et al.

(10) **Patent No.:** **US D763,243 S**
(45) **Date of Patent:** **** Aug. 9, 2016**

(54) **CASE FOR A PORTABLE HANDHELD ELECTRONIC DEVICE**

(71) Applicant: **Nite Ize, Inc.**, Boulder, CO (US)

(72) Inventors: **Gregory M. Adelman**, Boulder, CO (US); **Bowden Ormsbee**, Longmont, CO (US)

(73) Assignee: **Nite Ize, Inc.**, Boulder, CO (US)

(**) Term: **14 Years**

(21) Appl. No.: **29/510,202**

(22) Filed: **Nov. 25, 2014**

(51) **LOC (10) Cl.** **14-03**

(52) **U.S. Cl.**
USPC **D14/250**

(58) **Field of Classification Search**
USPC D14/238.1, 250, 440, 203.3–203.7, 217, D14/240, 248, 251–253, 447, 496; D3/201, D3/218, 247, 269, 273, 301, 303; D13/103, 107–108, 119
CPC A45C 1/06; A45C 11/00; A45C 13/02; A45C 2011/002; A45F 2005/026; A45F 2200/0525; A45F 2200/0516; H04B 1/3888; H04M 1/0283; H04M 1/0202
See application file for complete search history.

(56) **References Cited**

U.S. PATENT DOCUMENTS

D574,819 S *	8/2008	Andre	D3/269
D575,056 S *	8/2008	Tan	D3/201
D593,750 S *	6/2009	Song	D3/269
D597,089 S *	7/2009	Khan	D14/250
D603,389 S *	11/2009	Khan	D14/250
D610,135 S *	2/2010	Hofer	D14/248
D618,230 S *	6/2010	Brown	D14/250
D619,361 S *	7/2010	Andre	D3/269
D622,716 S *	8/2010	Andre	D14/250
D623,180 S *	9/2010	Diebel	D14/250
D654,485 S *	2/2012	Chang	D14/250

D673,554 S *	1/2013	Simmer	D14/250
D675,605 S *	2/2013	Adelman	D14/250
D675,606 S *	2/2013	Adelman	D14/250
D712,892 S *	9/2014	Hong	D14/250
D714,278 S *	9/2014	Case	D14/250
D721,693 S *	1/2015	Lee	D14/250
D721,694 S *	1/2015	Lee	D14/250
D723,019 S *	2/2015	Chan	D14/250
D729,788 S *	5/2015	Witter	D14/250
D745,866 S *	12/2015	Adelman	D14/250
2012/0088558 A1 *	4/2012	Song	H04M 1/18 455/575.1
2013/0032617 A1 *	2/2013	Adelman	A45F 5/00 224/191

(Continued)

Primary Examiner — Carla Jobe Wright

(74) *Attorney, Agent, or Firm* — Haynes and Boone LLP; Robert P. Ziemian

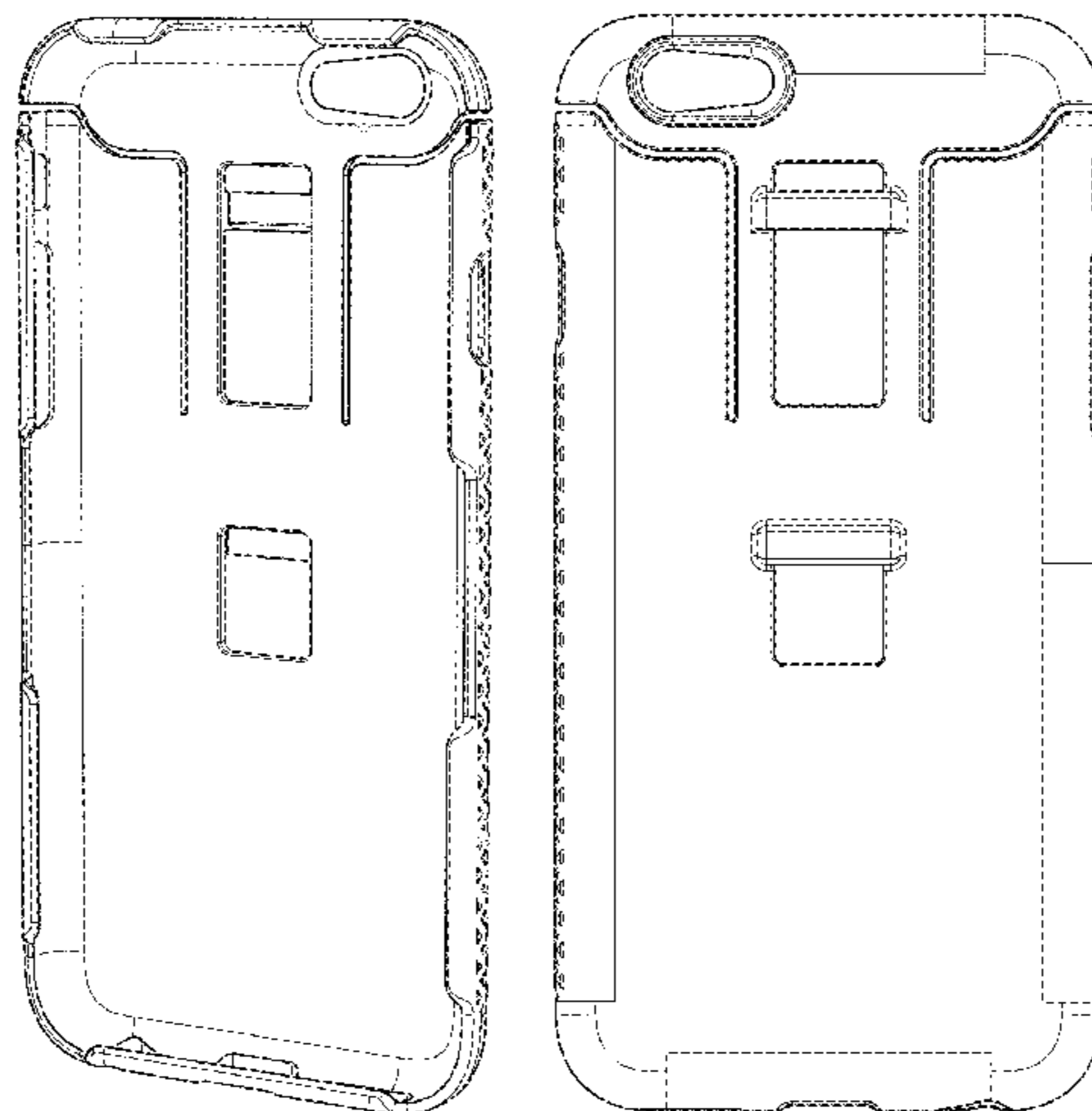
(57) **CLAIM**

The ornamental design for a case for a portable handheld electronic device, as shown and described.

DESCRIPTION

FIG. 1 is a front perspective view of a case for a portable handheld electronic device;
FIG. 2 is a back perspective view of the case for a portable handheld electronic device of FIG. 1;
FIG. 3 is a front view of the case for a portable handheld electronic device of FIG. 1;
FIG. 4 is a back view of the case for a portable handheld electronic device of FIG. 1;
FIG. 5 is a left side view of the case for a portable handheld electronic device of FIG. 1;
FIG. 6 is a right side view of the case for a portable handheld electronic device of FIG. 1;
FIG. 7 is a top view of the case for a portable handheld electronic device of FIG. 1; and,
FIG. 8 is a bottom view of the case for a portable handheld electronic device of FIG. 1.
The broken lines in FIGS. 1 and 3 depict environmental subject matter that forms no part of the claimed design.

1 Claim, 6 Drawing Sheets



US D763,243 S

Page 2

(56)

References Cited

2013/0126531 A1* 5/2013 Hyncek H05K 5/0217
220/315

U.S. PATENT DOCUMENTS

2013/0118932 A1* 5/2013 Green A45C 11/00
206/320

* cited by examiner

FIG. 1

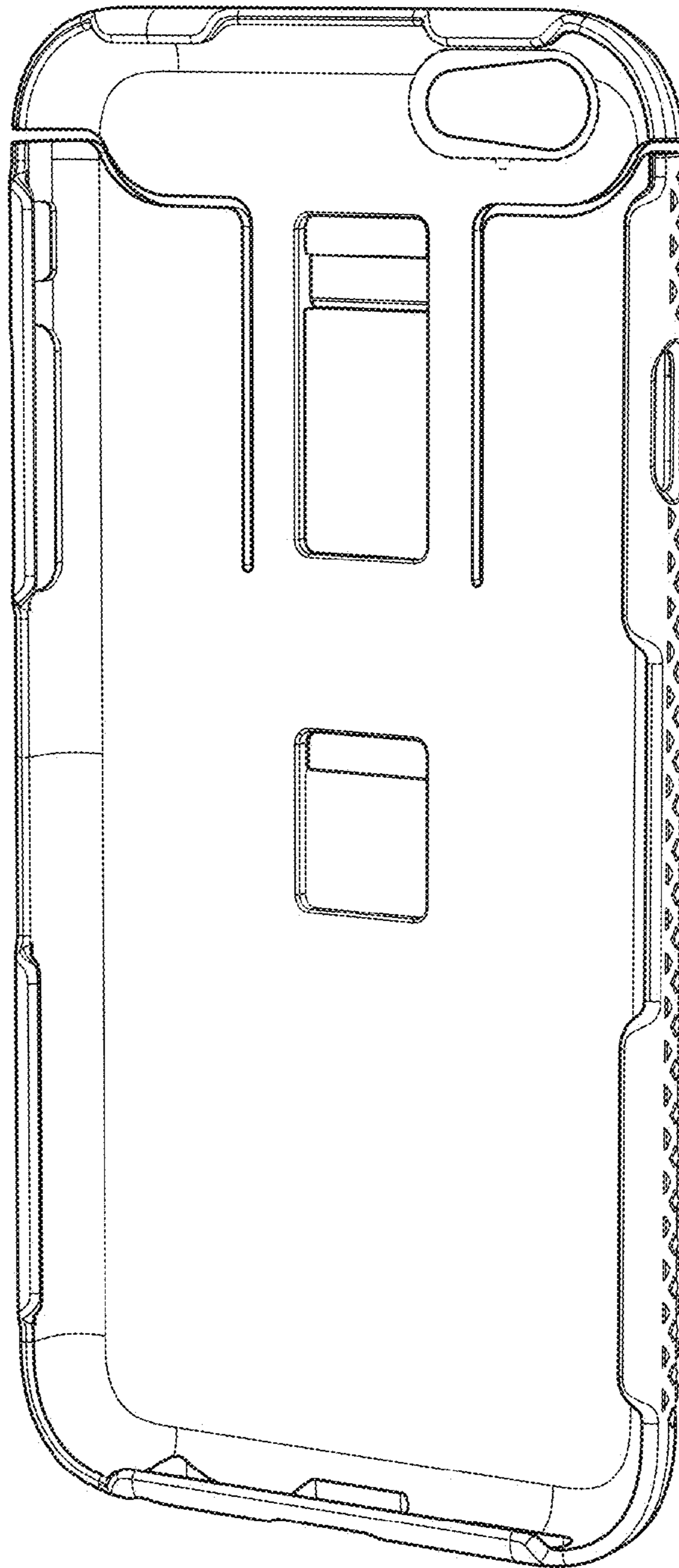


FIG. 2

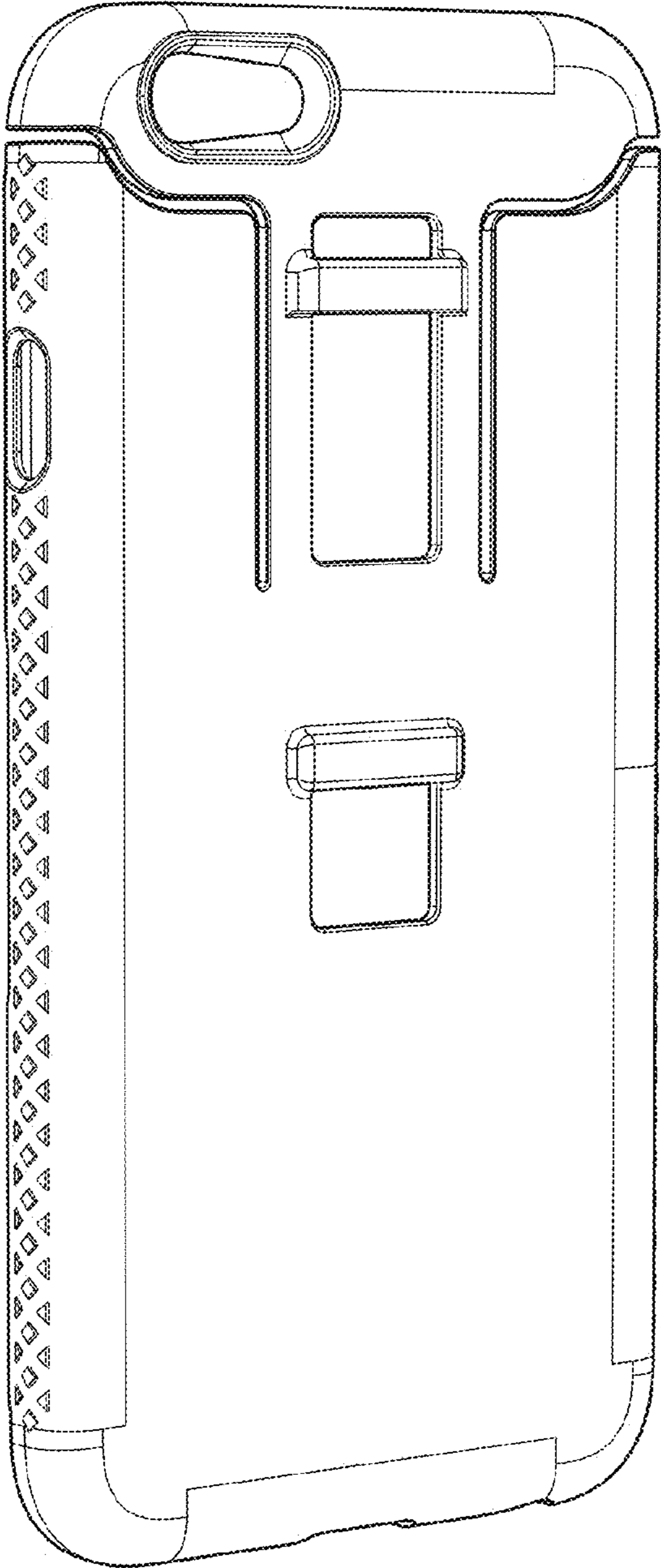


FIG. 3

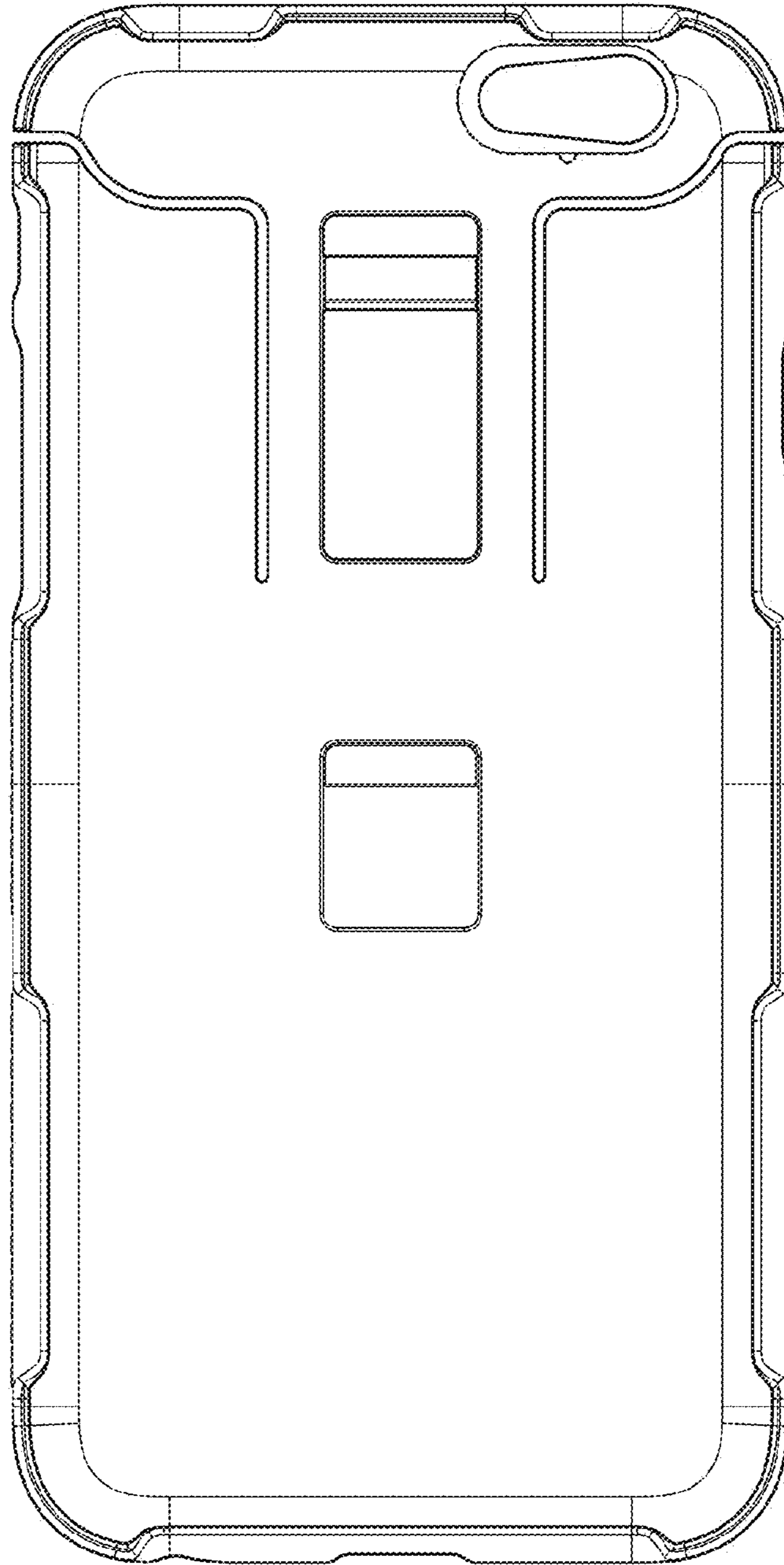


FIG. 4

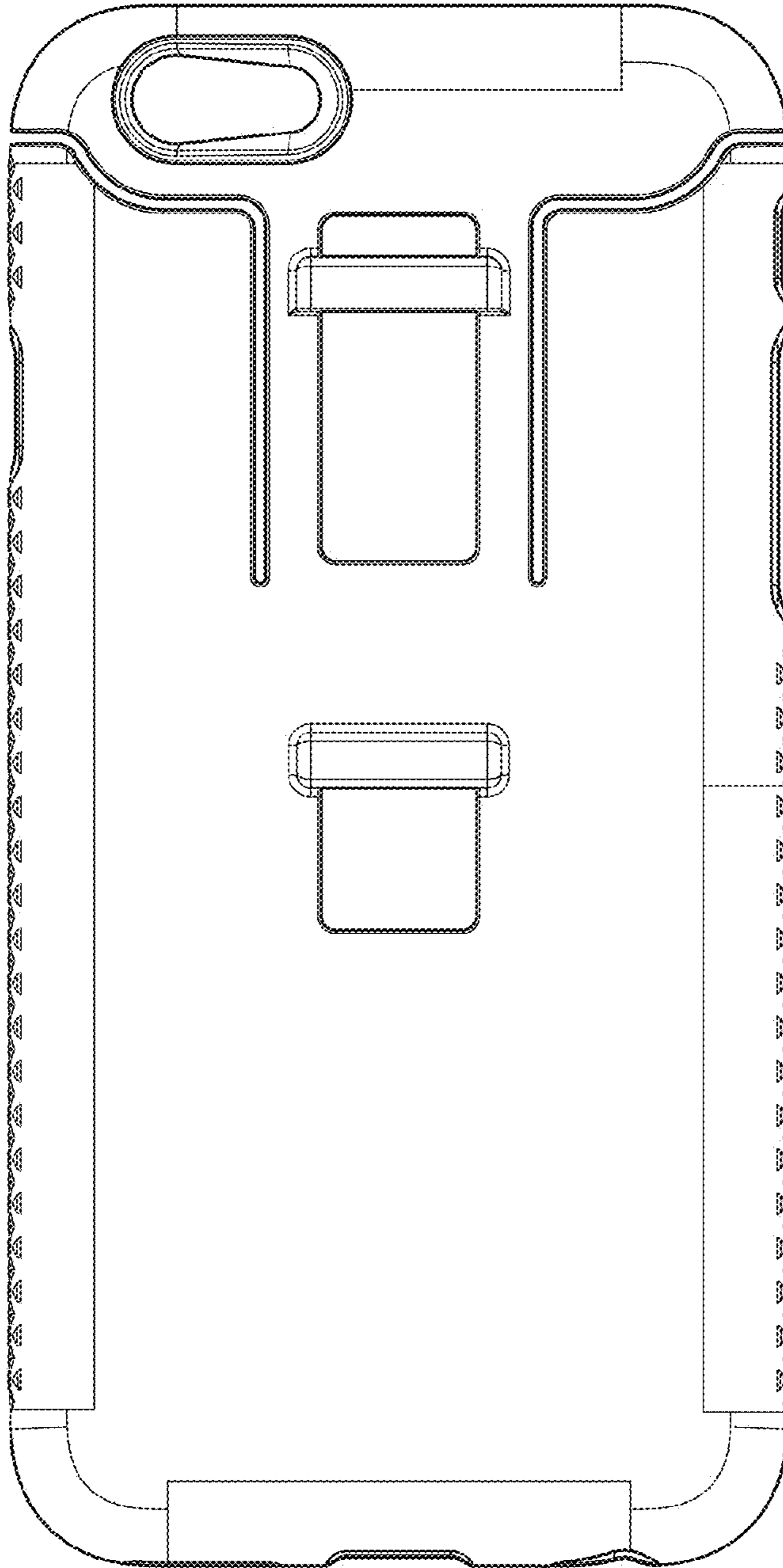


FIG. 5

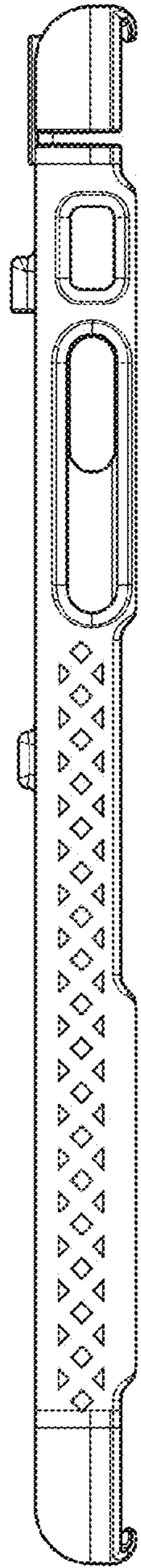


FIG. 6

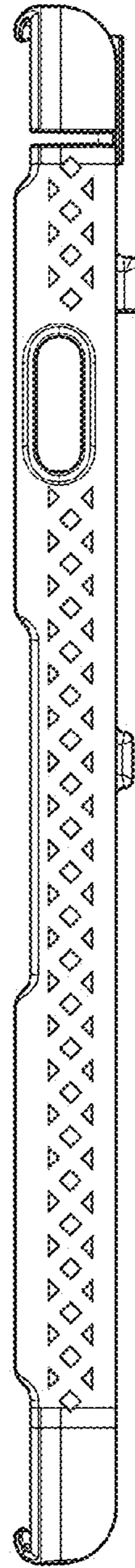


FIG. 7

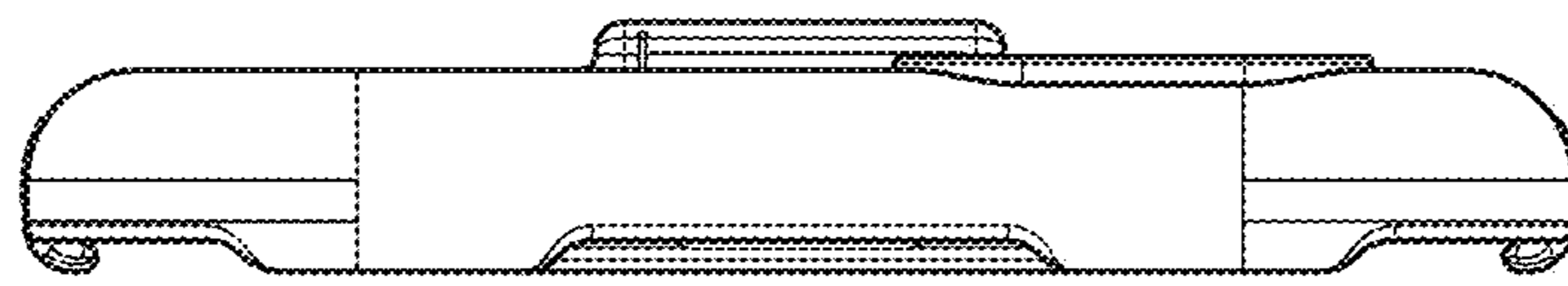


FIG. 8

